

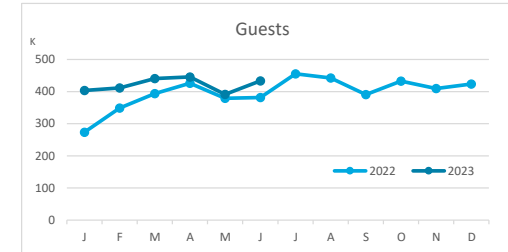
Main tourist accommodation indicators

TENERIFE (January - June 2023)



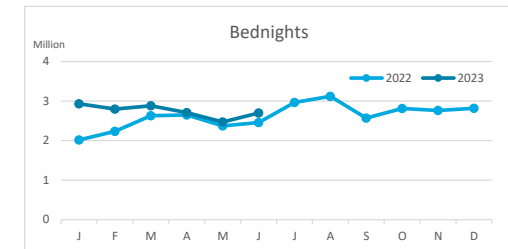
GUESTS BY ACCOMMODATION TYPE (*)

	Breakdown by accommodation type											
	TOTAL				Hotels				Apartments			
	Abroad	Mainland	Canary Islands	Total	Abroad	Mainland	Canary Islands	Total	Abroad	Mainland	Canary Islands	Total
Jan - Jun 22	1,756,173	258,592	188,636	2,203,401	1,371,993	231,427	151,793	1,755,213	384,180	27,165	36,843	448,188
Jan - Jun 23	2,034,148	290,094	201,371	2,525,613	1,573,656	258,941	161,827	1,994,424	460,492	31,153	39,544	531,189
Change	277,975	31,502	12,735	322,212	201,663	27,514	10,034	239,211	76,312	3,988	2,701	83,001
Change, %	15.8%	12.2%	6.8%	14.6%	14.7%	11.9%	6.6%	13.6%	19.9%	14.7%	7.3%	18.5%



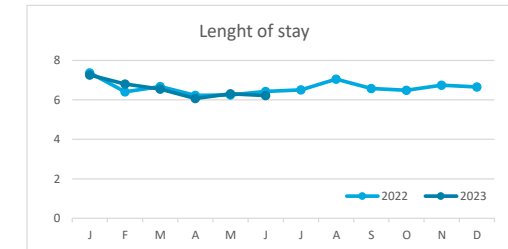
BEDNIGHTS

	Breakdown by accommodation type											
	TOTAL				Hotels				Apartments			
	Abroad	Mainland	Canary Islands	Total	Abroad	Mainland	Canary Islands	Total	Abroad	Mainland	Canary Islands	Total
Jan - Jun 22	12,603,495	1,250,834	504,192	14,358,521	9,570,798	1,106,162	382,692	11,059,652	3,032,697	144,672	121,500	3,298,869
Jan - Jun 23	14,572,769	1,330,020	582,618	16,485,407	10,951,488	1,181,051	448,979	12,581,518	3,621,281	148,969	133,639	3,903,889
Change	1,969,274	79,186	78,426	2,126,886	1,380,690	74,889	66,287	1,521,866	588,584	4,297	12,139	605,020
Change, %	15.6%	6.3%	15.6%	14.8%	14.4%	6.8%	17.3%	13.8%	19.4%	3.0%	10.0%	18.3%

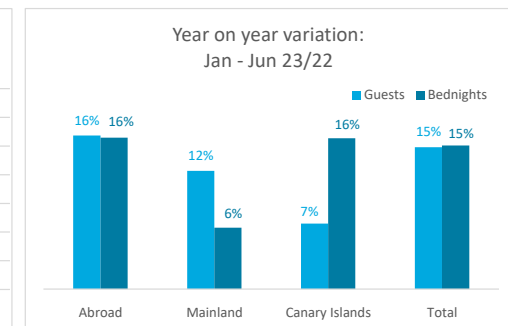
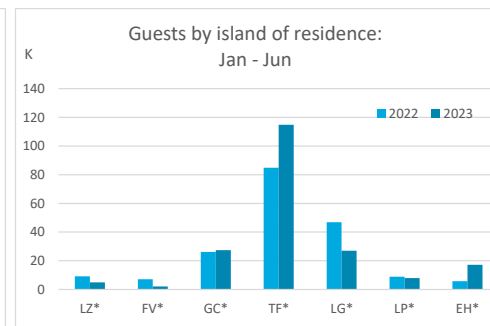
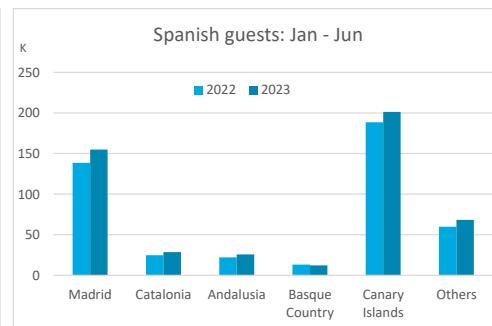
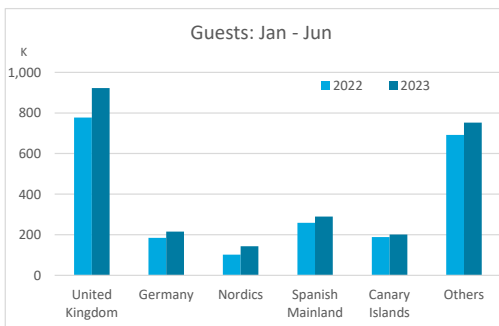


LENGHT OF STAY

	Breakdown by accommodation type											
	TOTAL				Hotels				Apartments			
	Abroad	Mainland	Canary Islands	Total	Abroad	Mainland	Canary Islands	Total	Abroad	Mainland	Canary Islands	Total
Jan - Jun 22	7.2	4.8	2.7	6.5	7.0	4.8	2.5	6.3	7.9	5.3	3.3	7.4
Jan - Jun 23	7.2	4.6	2.9	6.5	7.0	4.6	2.8	6.3	7.9	4.8	3.4	7.3
Change	0.0	-0.3	0.2	0.0	0.0	-0.2	0.3	0.0	0.0	-0.5	0.1	0.0



GUESTS AND BEDNIGHTS BY PLACE OF RESIDENCE



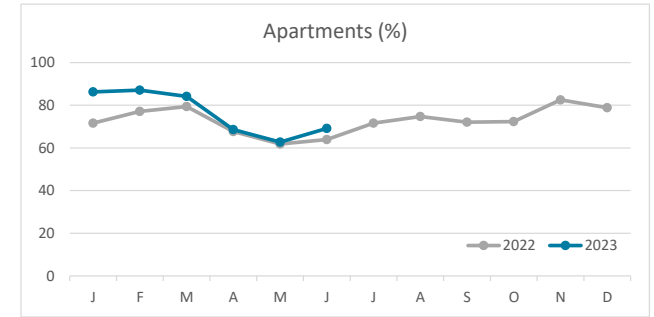
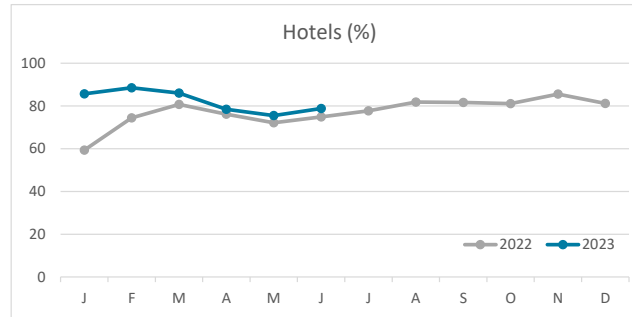
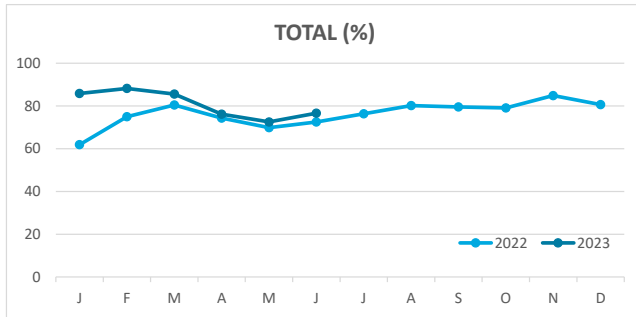
Note: LZ* (Lanzarote), FV* (Fuerteventura), GC* (Gran Canaria), TF* (Tenerife), LG* (La Gomera), LP* (La Palma) and EH* (El Hierro).

Main tourist accommodation indicators

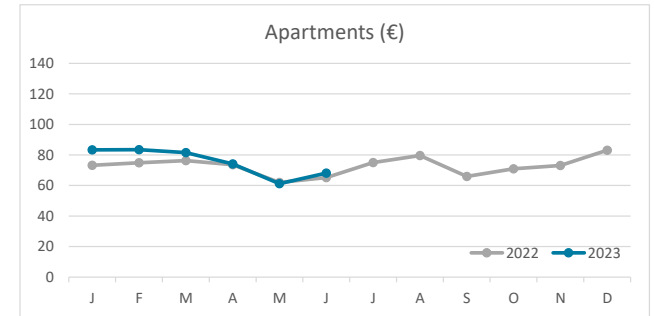
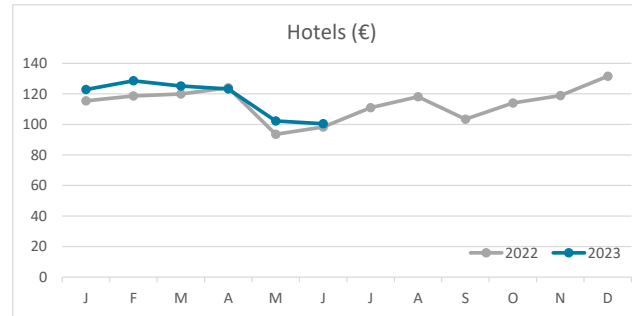
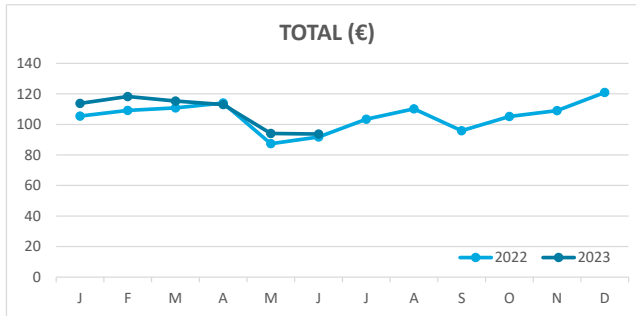
TENERIFE (January - June 2023)



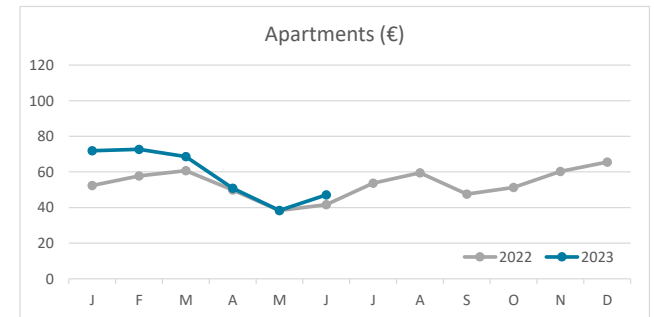
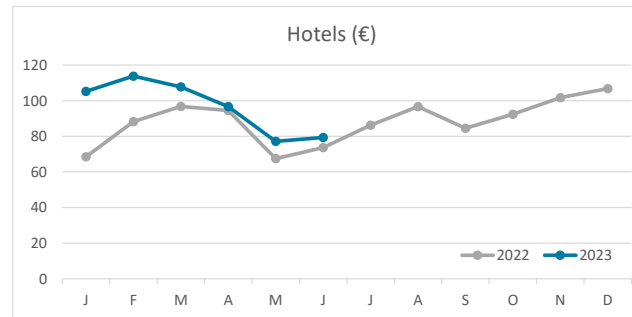
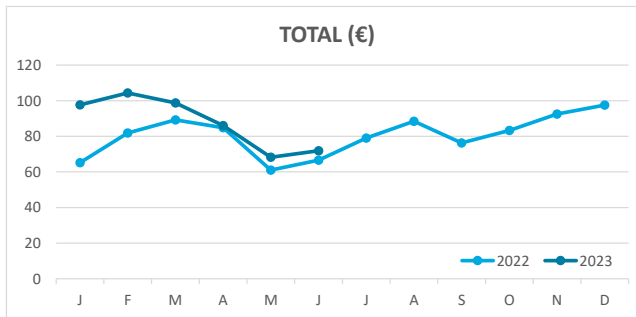
OCCUPANCY RATE PER ROOM / APARTMENT



ADR (Average Daily Rate)



REVPAR (Revenue Per Available Room)



Note: "Guests indicator" refers to number of guests checking in as new arrivals.
 Source: Encuestas de Alojamiento Turístico (ISTAC)