


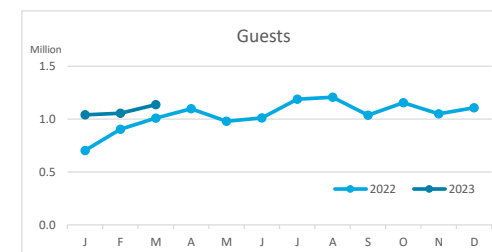
# Main tourist accommodation indicators

## CANARY ISLANDS (January - March 2023)



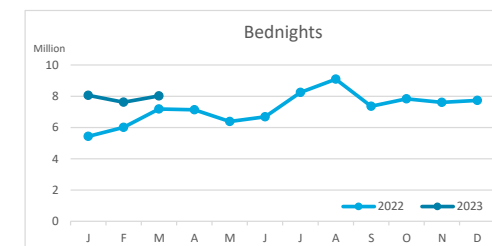
### GUESTS BY ACCOMMODATION TYPE (\*)

	TOTAL				Breakdown by accommodation type							
					Hotels				Apartments			
	Abroad	Mainland	Canary Islands	Total	Abroad	Mainland	Canary Islands	Total	Abroad	Mainland	Canary Islands	Total
Jan - Mar 22	2,219,448	221,161	175,325	<b>2,615,934</b>	1,720,664	196,736	133,979	<b>2,051,379</b>	498,784	24,425	41,346	<b>564,555</b>
Jan - Mar 23	2,791,514	263,423	177,025	<b>3,231,962</b>	2,168,991	236,462	137,277	<b>2,542,730</b>	622,523	26,961	39,748	<b>689,232</b>
Change	572,066	42,262	1,700	<b>616,028</b>	448,327	39,726	3,298	<b>491,351</b>	123,739	2,536	-1,598	<b>124,677</b>
Change, %	25.8%	19.1%	1.0%	<b>23.5%</b>	26.1%	20.2%	2.5%	<b>24.0%</b>	24.8%	10.4%	-3.9%	<b>22.1%</b>



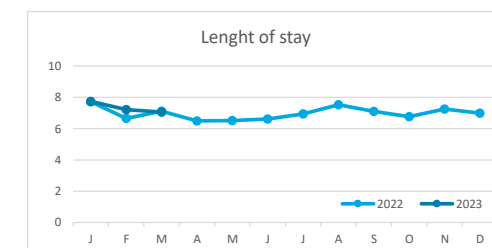
### BEDNIGHTS

	TOTAL				Breakdown by accommodation type							
					Hotels				Apartments			
	Abroad	Mainland	Canary Islands	Total	Abroad	Mainland	Canary Islands	Total	Abroad	Mainland	Canary Islands	Total
Jan - Mar 22	17,031,141	1,024,485	569,821	<b>18,625,447</b>	12,505,136	883,458	385,004	<b>13,773,598</b>	4,526,005	141,027	184,817	<b>4,851,849</b>
Jan - Mar 23	21,917,058	1,180,425	599,942	<b>23,697,425</b>	16,051,967	1,026,843	413,368	<b>17,492,178</b>	5,865,091	153,582	186,574	<b>6,205,247</b>
Change	4,885,917	155,940	30,121	<b>5,071,978</b>	3,546,831	143,385	28,364	<b>3,718,580</b>	1,339,086	12,555	1,757	<b>1,353,398</b>
Change, %	28.7%	15.2%	5.3%	<b>27.2%</b>	28.4%	16.2%	7.4%	<b>27.0%</b>	29.6%	8.9%	1.0%	<b>27.9%</b>

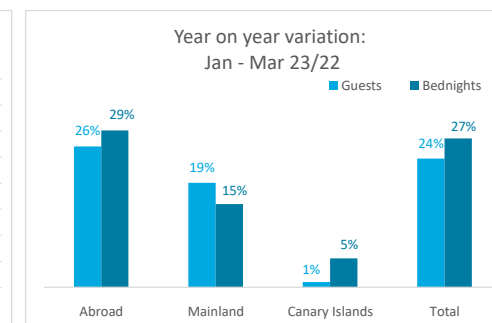
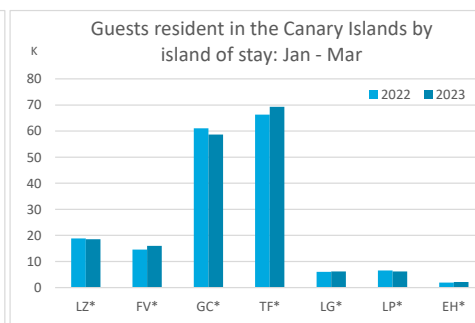
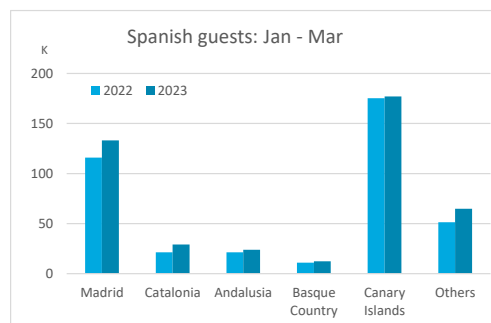
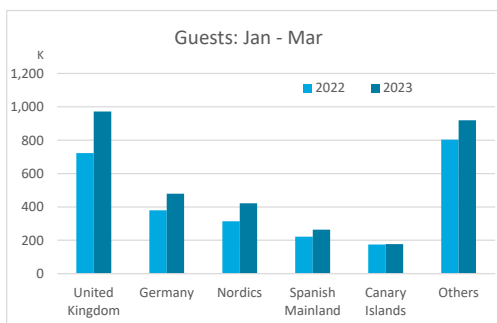


### LENGHT OF STAY

	TOTAL				Breakdown by accommodation type							
					Hotels				Apartments			
	Abroad	Mainland	Canary Islands	Total	Abroad	Mainland	Canary Islands	Total	Abroad	Mainland	Canary Islands	Total
Jan - Mar 22	7.7	4.6	3.3	<b>7.1</b>	7.3	4.5	2.9	<b>6.7</b>	9.1	5.8	4.5	<b>8.6</b>
Jan - Mar 23	7.9	4.5	3.4	<b>7.3</b>	7.4	4.3	3.0	<b>6.9</b>	9.4	5.7	4.7	<b>9.0</b>
Change	0.2	-0.2	0.1	<b>0.2</b>	0.1	-0.1	0.1	<b>0.2</b>	0.3	-0.1	0.2	<b>0.4</b>



### GUESTS AND BEDNIGHTS BY PLACE OF RESIDENCE



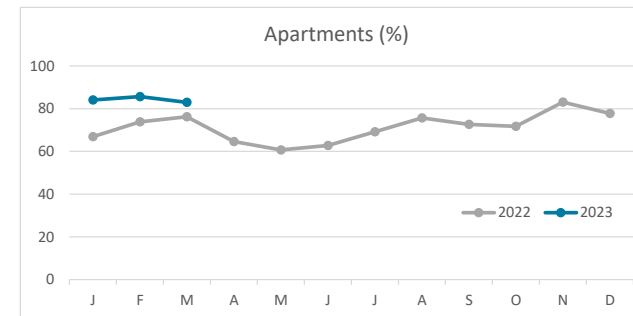
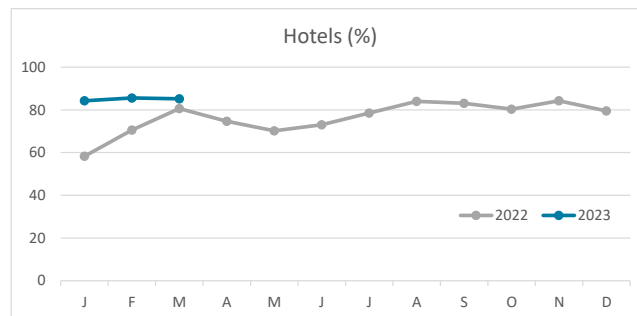
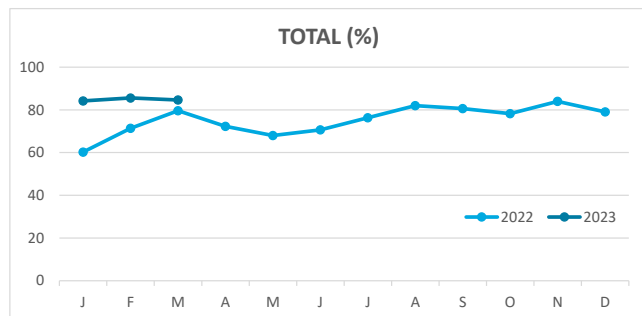
Note: LZ\* (Lanzarote), FV\* (Fuerteventura), GC\* (Gran Canaria), TF\* (Tenerife), LG\* (La Gomera), LP\* (La Palma) and EH\* (El Hierro).

# Main tourist accommodation indicators

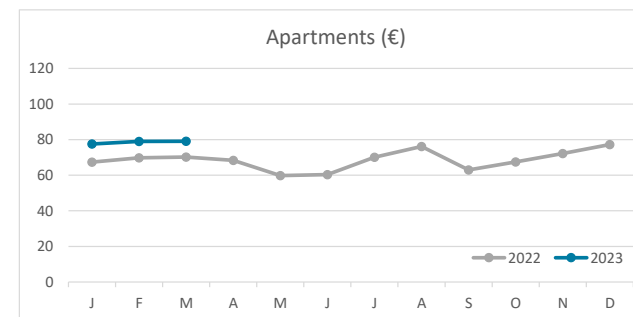
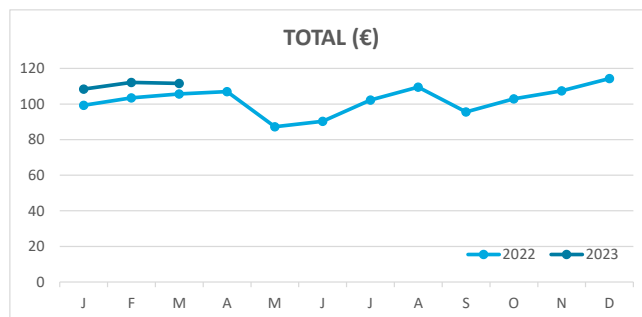
## CANARY ISLANDS (January - March 2023)



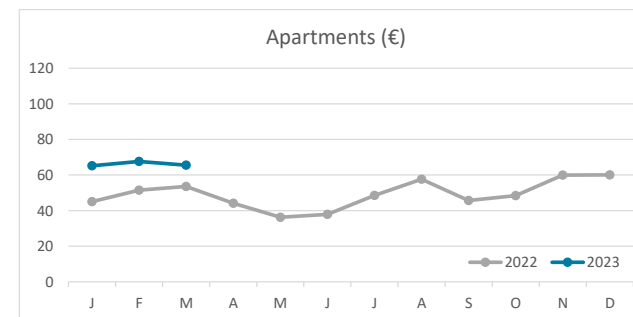
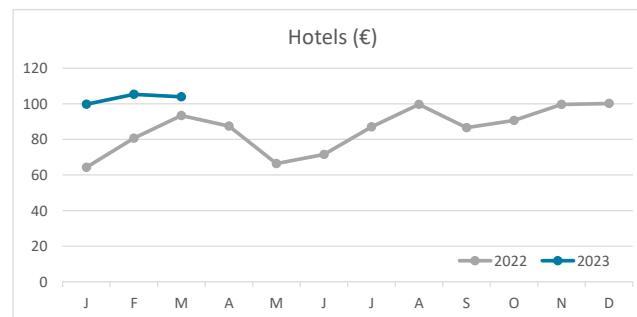
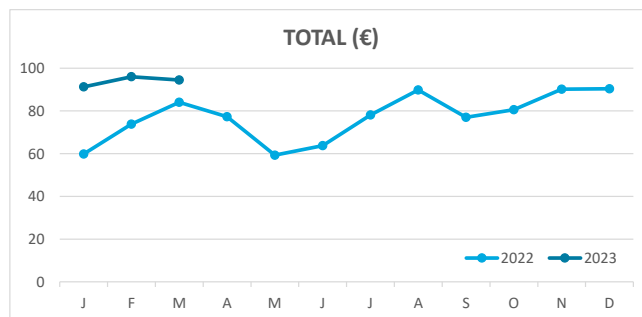
### OCCUPANCY RATE PER ROOM / APARTMENT



### ADR (Average Daily Rate)



### REVPAR (Revenue Per Available Room)



Note: "Guests indicator" refers to number of guests checking in as new arrivals.  
Source: Encuestas de Alojamiento Turístico (ISTAC)