

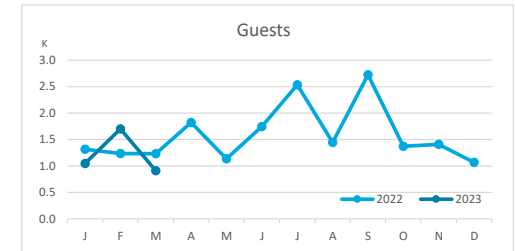
# Main tourist accommodation indicators

## EL HIERRO (January - March 2023)



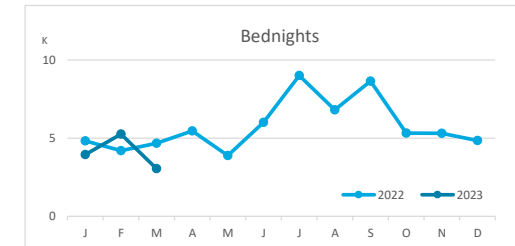
### GUESTS BY ACCOMMODATION TYPE (\*)

	Breakdown by accommodation type											
	TOTAL				Hotels				Apartments			
	Abroad	Mainland	Canary Islands	Total	Abroad	Mainland	Canary Islands	Total	Abroad	Mainland	Canary Islands	Total
Jan - Mar 22	1,119	714	1,951	<b>3,784</b>	961	626	855	<b>2,442</b>	158	88	1,096	<b>1,342</b>
Jan - Mar 23	1,029	491	2,140	<b>3,660</b>	742	354	825	<b>1,921</b>	287	137	1,315	<b>1,739</b>
Change	-90	-223	189	<b>-124</b>	-219	-272	-30	<b>-521</b>	129	49	219	<b>397</b>
Change, %	-8.0%	-31.2%	9.7%	<b>-3.3%</b>	-22.8%	-43.5%	-3.5%	<b>-21.3%</b>	81.6%	55.7%	20.0%	<b>29.6%</b>



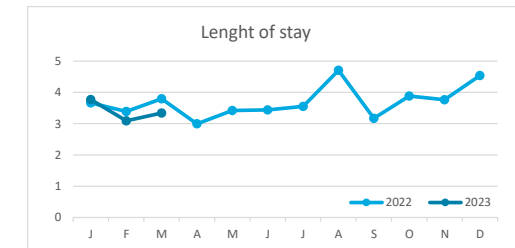
### BEDNIGHTS

	Breakdown by accommodation type											
	TOTAL				Hotels				Apartments			
	Abroad	Mainland	Canary Islands	Total	Abroad	Mainland	Canary Islands	Total	Abroad	Mainland	Canary Islands	Total
Jan - Mar 22	4,867	2,956	5,861	<b>13,684</b>	3,994	2,280	1,910	<b>8,184</b>	873	676	3,951	<b>5,500</b>
Jan - Mar 23	4,675	1,805	5,770	<b>12,250</b>	2,763	1,089	1,708	<b>5,560</b>	1,912	716	4,062	<b>6,690</b>
Change	-192	-1,151	-91	<b>-1,434</b>	-1,231	-1,191	-202	<b>-2,624</b>	1,039	40	111	<b>1,190</b>
Change, %	-3.9%	-38.9%	-1.6%	<b>-10.5%</b>	-30.8%	-52.2%	-10.6%	<b>-32.1%</b>	119.0%	5.9%	2.8%	<b>21.6%</b>

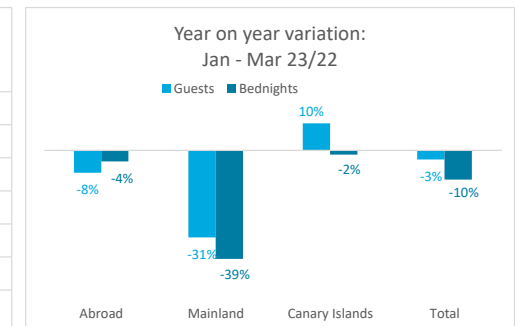
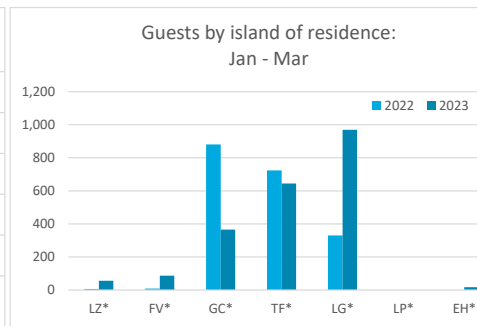
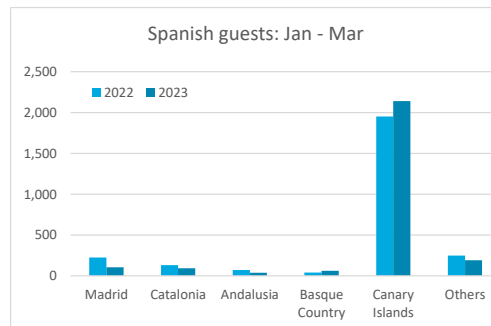
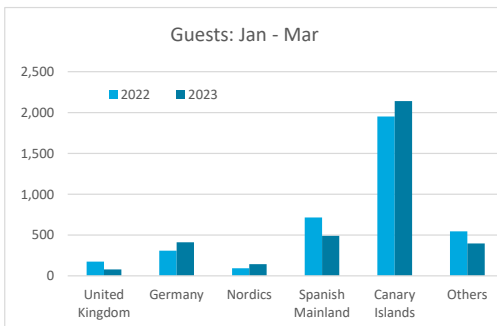


### LENGHT OF STAY

	Breakdown by accommodation type											
	TOTAL				Hotels				Apartments			
	Abroad	Mainland	Canary Islands	Total	Abroad	Mainland	Canary Islands	Total	Abroad	Mainland	Canary Islands	Total
Jan - Mar 22	4.3	4.1	3.0	<b>3.6</b>	4.2	3.6	2.2	<b>3.4</b>	5.5	7.7	3.6	<b>4.1</b>
Jan - Mar 23	4.5	3.7	2.7	<b>3.3</b>	3.7	3.1	2.1	<b>2.9</b>	6.7	5.2	3.1	<b>3.8</b>
Change	0.2	-0.5	-0.3	<b>-0.3</b>	-0.4	-0.6	-0.2	<b>-0.5</b>	1.1	-2.5	-0.5	<b>-0.3</b>



### GUESTS AND BEDNIGHTS BY PLACE OF RESIDENCE



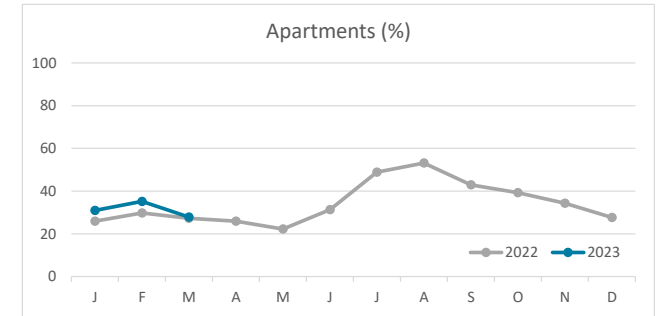
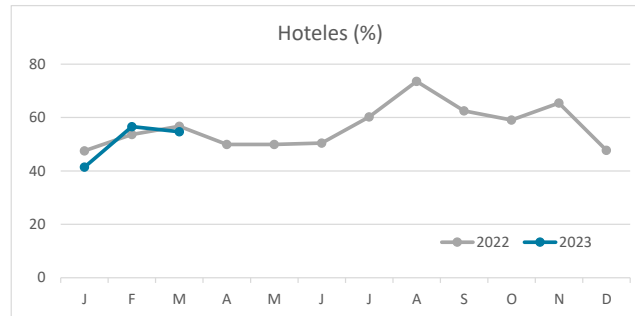
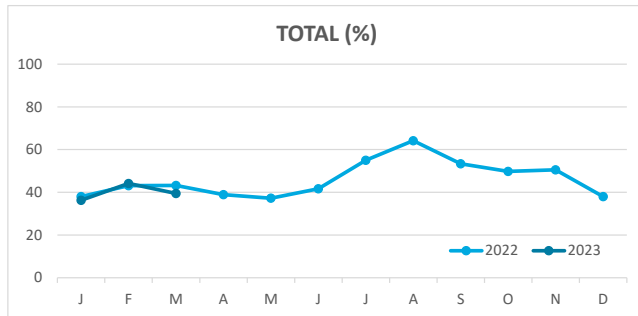
Note: LZ\* (Lanzarote), FV\* (Fuerteventura), GC\* (Gran Canaria), TF\* (Tenerife), LG\* (La Gomera), LP\* (La Palma) and EH\* (El Hierro).

# Main tourist accommodation indicators

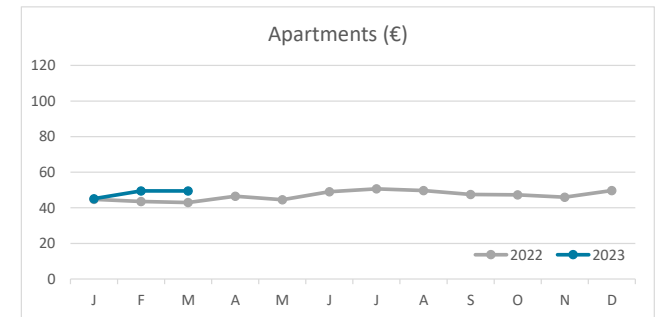
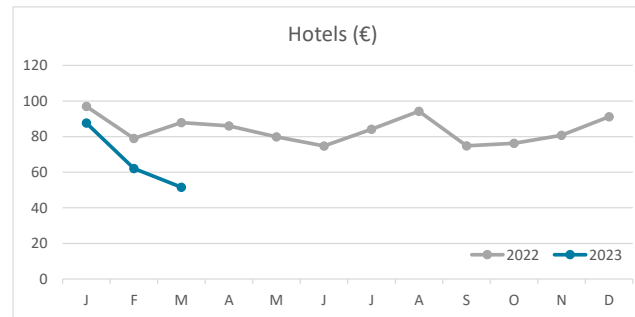
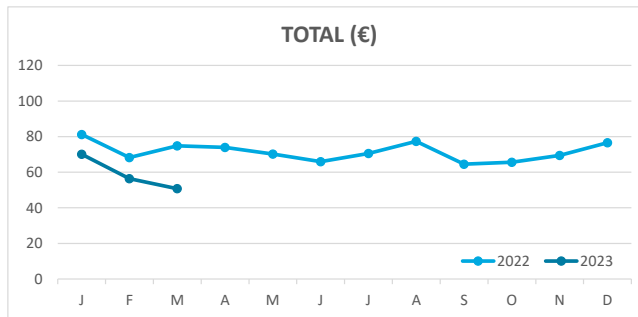
## EL HIERRO (January - March 2023)



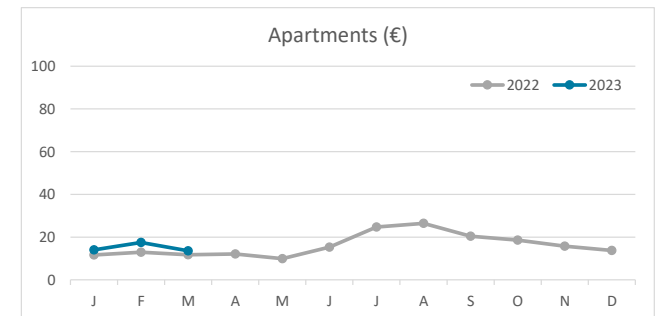
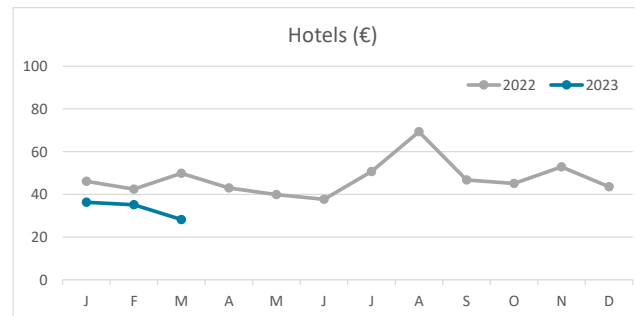
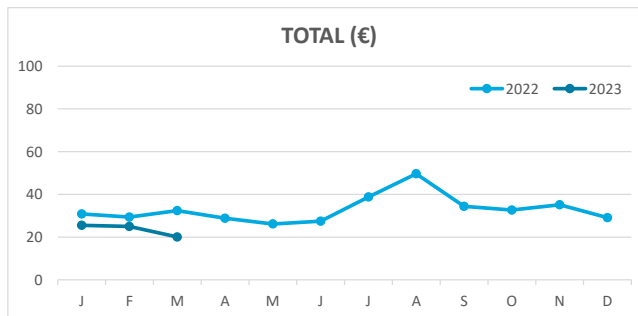
### OCCUPANCY RATE PER ROOM / APARTMENT



### ADR (Average Daily Rate)



### REVPAR (Revenue Per Available Room)



Note: "Guests indicator" refers to number of guests checking in as new arrivals.  
Source: Encuestas de Alojamiento Turístico (ISTAC)