

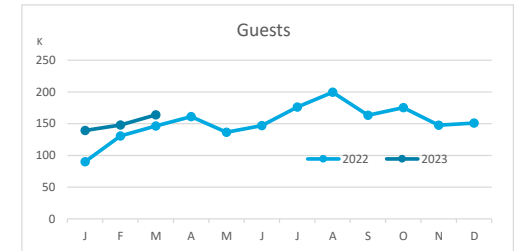
Main tourist accommodation indicators

FUERTEVENTURA (January - March 2023)



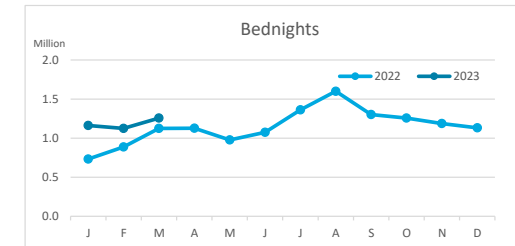
GUESTS BY ACCOMMODATION TYPE (*)

	TOTAL				Breakdown by accommodation type							
					Hotels				Apartments			
	Abroad	Mainland	Canary Islands	Total	Abroad	Mainland	Canary Islands	Total	Abroad	Mainland	Canary Islands	Total
Jan - Mar 22	335,475	16,958	14,575	367,008	297,987	13,082	11,999	323,068	37,488	3,876	2,576	43,940
Jan - Mar 23	412,034	23,151	15,971	451,156	375,605	20,062	12,977	408,644	36,429	3,089	2,994	42,512
Change	76,559	6,193	1,396	84,148	77,618	6,980	978	85,576	-1,059	-787	418	-1,428
Change, %	22.8%	36.5%	9.6%	22.9%	26.0%	53.4%	8.2%	26.5%	-2.8%	-20.3%	16.2%	-3.2%



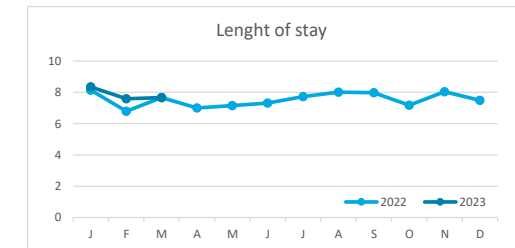
BEDNIGHTS

	TOTAL				Breakdown by accommodation type							
					Hotels				Apartments			
	Abroad	Mainland	Canary Islands	Total	Abroad	Mainland	Canary Islands	Total	Abroad	Mainland	Canary Islands	Total
Jan - Mar 22	2,612,908	79,284	50,722	2,742,914	2,252,594	59,158	39,455	2,351,207	360,314	20,126	11,267	391,707
Jan - Mar 23	3,377,282	105,007	61,182	3,543,471	2,983,906	91,658	47,501	3,123,065	393,376	13,349	13,681	420,406
Change	764,374	25,723	10,460	800,557	731,312	32,500	8,046	771,858	33,062	-6,777	2,414	28,699
Change, %	29.3%	32.4%	20.6%	29.2%	32.5%	54.9%	20.4%	32.8%	9.2%	-33.7%	21.4%	7.3%

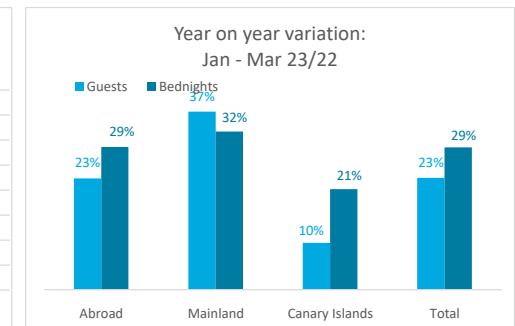
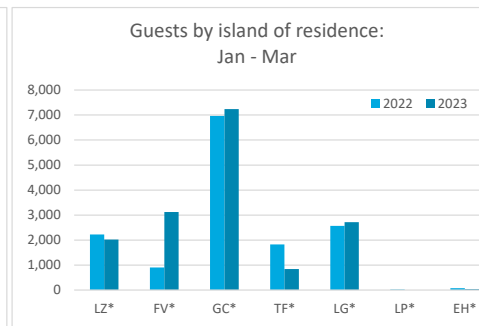
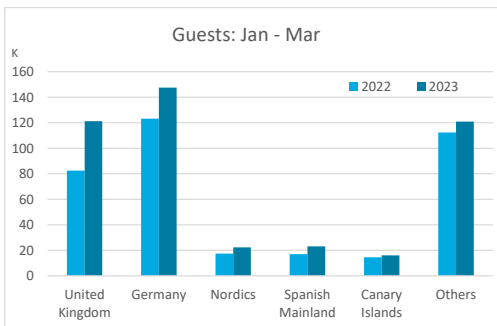


LENGHT OF STAY

	TOTAL				Breakdown by accommodation type							
					Hotels				Apartments			
	Abroad	Mainland	Canary Islands	Total	Abroad	Mainland	Canary Islands	Total	Abroad	Mainland	Canary Islands	Total
Jan - Mar 22	7.8	4.7	3.5	7.5	7.6	4.5	3.3	7.3	9.6	5.2	4.4	8.9
Jan - Mar 23	8.2	4.5	3.8	7.9	7.9	4.6	3.7	7.6	10.8	4.3	4.6	9.9
Change	0.4	-0.1	0.4	0.4	0.4	0.0	0.4	0.4	1.2	-0.9	0.2	1.0



GUESTS AND BEDNIGHTS BY PLACE OF RESIDENCE

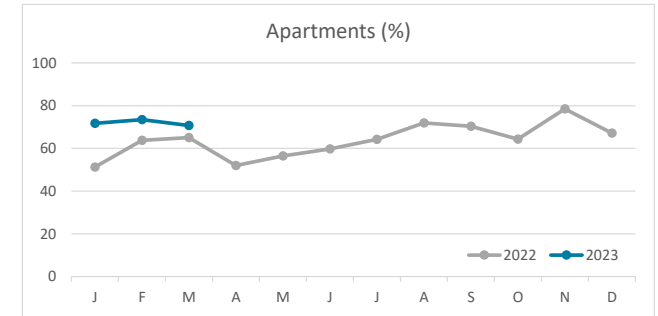
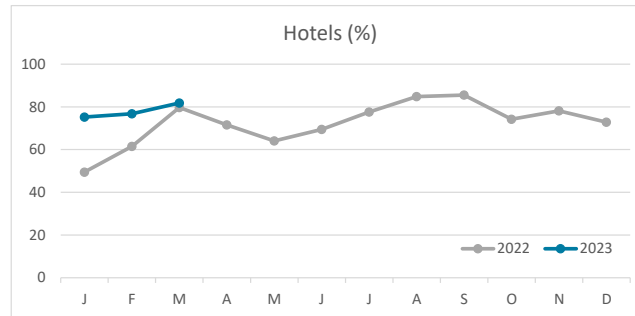
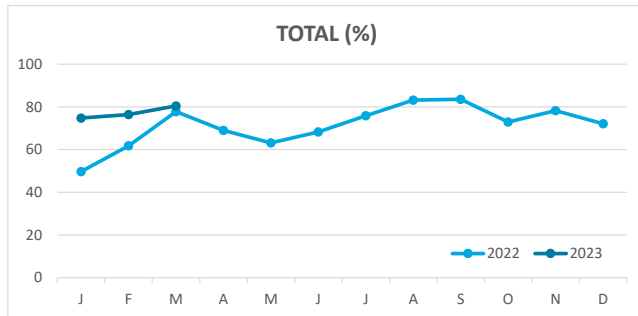


Note: LZ* (Lanzarote), FV* (Fuerteventura), GC* (Gran Canaria), TF* (Tenerife), LG* (La Gomera), LP* (La Palma) and EH* (El Hierro).

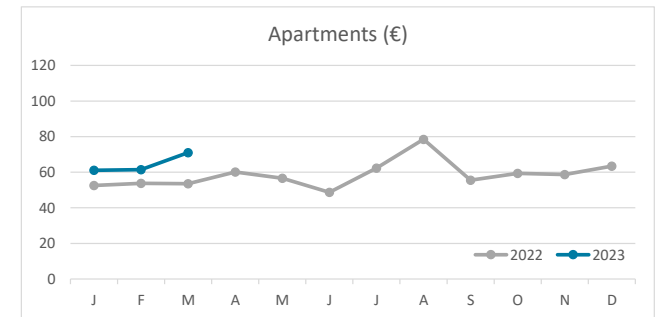
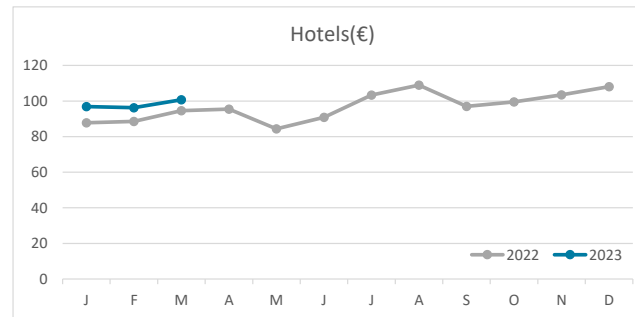
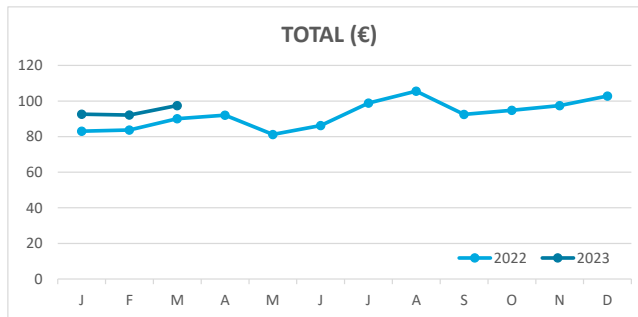
Main tourist accommodation indicators FUERTEVENTURA (January - March 2023)



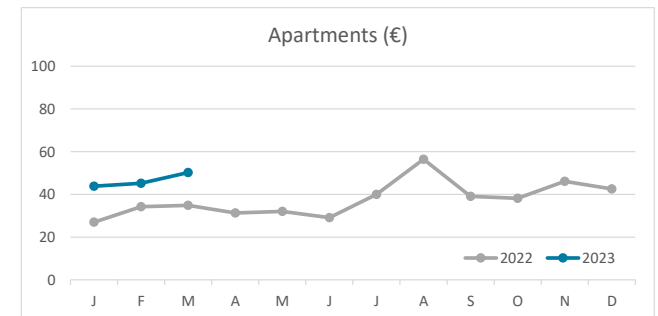
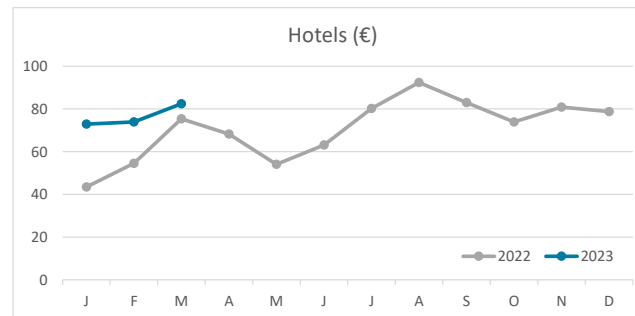
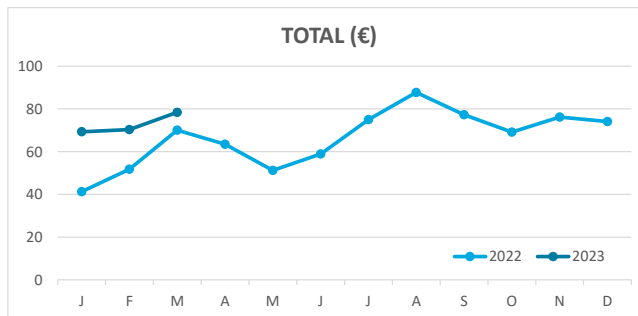
OCCUPANCY RATE PER ROOM / APARTMENT



ADR (Average Daily Rate)



REVPAR (Revenue Per Available Room)



Note: "Guests indicator" refers to number of guests checking in as new arrivals.
Source: Encuestas de Alojamiento Turístico (ISTAC)