

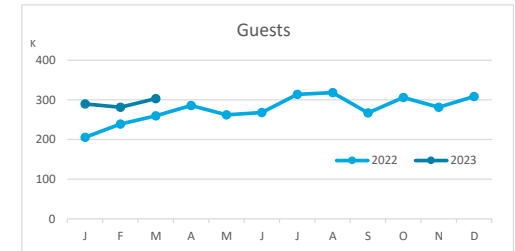
Main tourist accommodation indicators

GRAN CANARIA (January - March 2023)



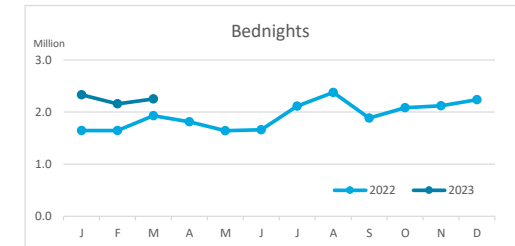
GUESTS BY ACCOMMODATION TYPE (*)

	Breakdown by accommodation type											
	TOTAL				Hotels				Apartments			
	Abroad	Mainland	Canary Islands	Total	Abroad	Mainland	Canary Islands	Total	Abroad	Mainland	Canary Islands	Total
Jan - Mar 22	585,993	57,062	61,086	704,141	451,149	53,013	44,614	548,776	134,844	4,049	16,472	155,365
Jan - Mar 23	750,114	65,691	58,697	874,502	572,523	60,108	43,300	675,931	177,591	5,583	15,397	198,571
Change	164,121	8,629	-2,389	170,361	121,374	7,095	-1,314	127,155	42,747	1,534	-1,075	43,206
Change, %	28.0%	15.1%	-3.9%	24.2%	26.9%	13.4%	-2.9%	23.2%	31.7%	37.9%	-6.5%	27.8%



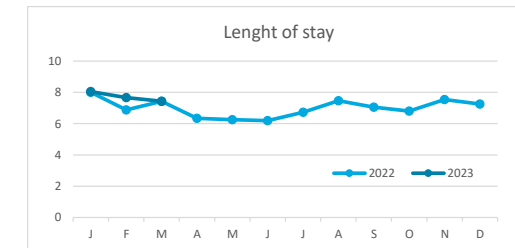
BEDNIGHTS

	Breakdown by accommodation type											
	TOTAL				Hotels				Apartments			
	Abroad	Mainland	Canary Islands	Total	Abroad	Mainland	Canary Islands	Total	Abroad	Mainland	Canary Islands	Total
Jan - Mar 22	4,794,885	228,533	195,374	5,218,792	3,408,533	205,438	118,662	3,732,633	1,386,352	23,095	76,712	1,486,159
Jan - Mar 23	6,297,360	247,399	199,068	6,743,827	4,355,995	220,720	120,808	4,697,523	1,941,365	26,679	78,260	2,046,304
Change	1,502,475	18,866	3,694	1,525,035	947,462	15,282	2,146	964,890	555,013	3,584	1,548	560,145
Change, %	31.3%	8.3%	1.9%	29.2%	27.8%	7.4%	1.8%	25.9%	40.0%	15.5%	2.0%	37.7%

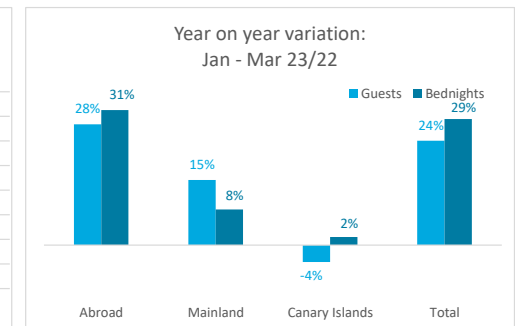
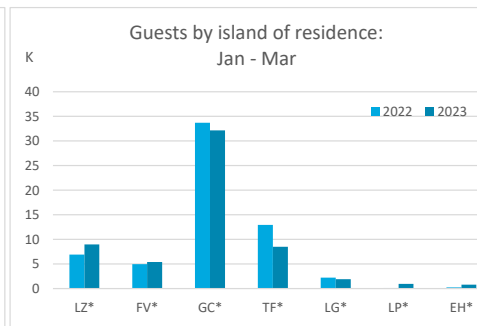
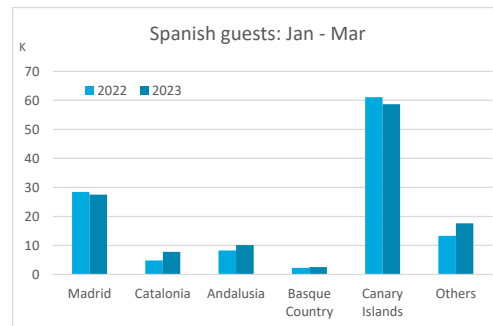
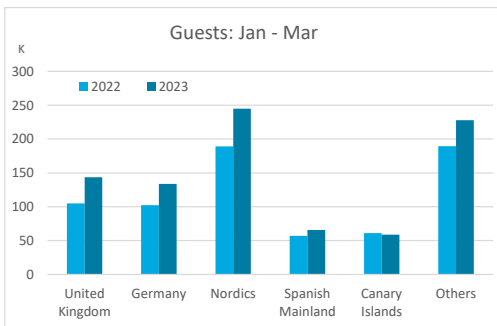


LENGHT OF STAY

	Breakdown by accommodation type											
	TOTAL				Hotels				Apartments			
	Abroad	Mainland	Canary Islands	Total	Abroad	Mainland	Canary Islands	Total	Abroad	Mainland	Canary Islands	Total
Jan - Mar 22	8.2	4.0	3.2	7.4	7.6	3.9	2.7	6.8	10.3	5.7	4.7	9.6
Jan - Mar 23	8.4	3.8	3.4	7.7	7.6	3.7	2.8	6.9	10.9	4.8	5.1	10.3
Change	0.2	-0.2	0.2	0.3	0.1	-0.2	0.1	0.1	0.7	-0.9	0.4	0.7



GUESTS AND BEDNIGHTS BY PLACE OF RESIDENCE

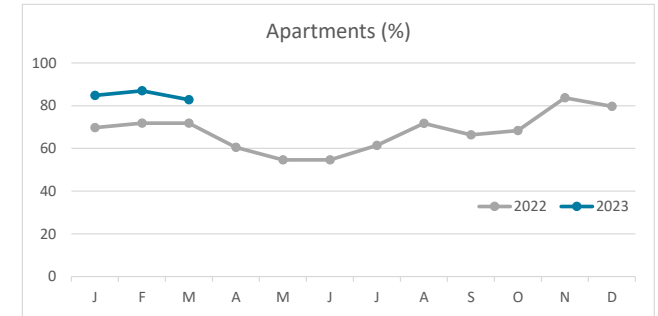
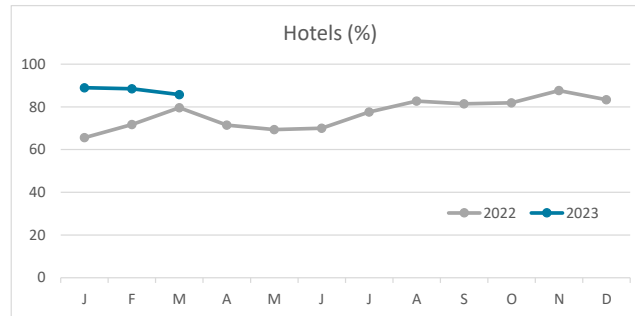
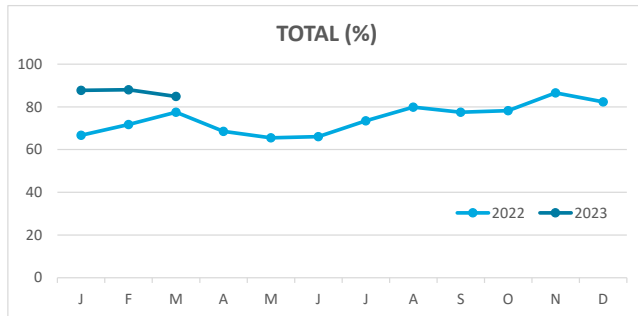


Note: LZ* (Lanzarote), FV* (Fuerteventura), GC* (Gran Canaria), TF* (Tenerife), LG* (La Gomera), LP* (La Palma) and EH* (El Hierro).

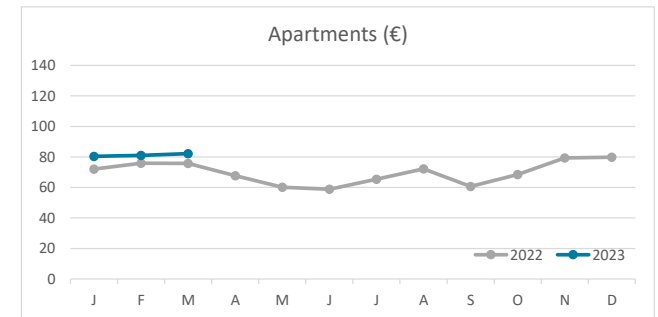
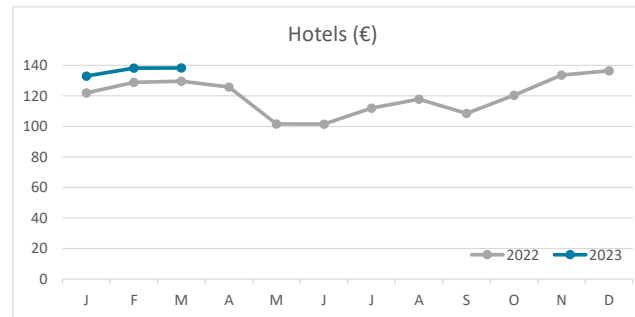
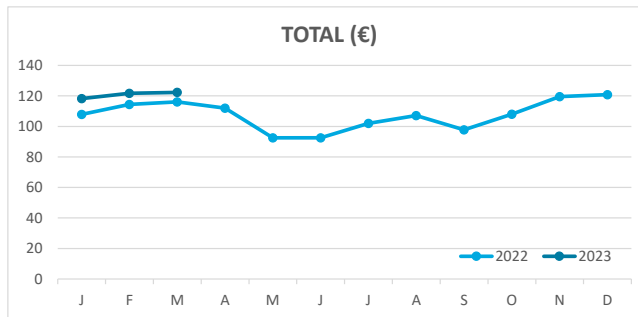
Main tourist accommodation indicators GRAN CANARIA (January - March 2023)



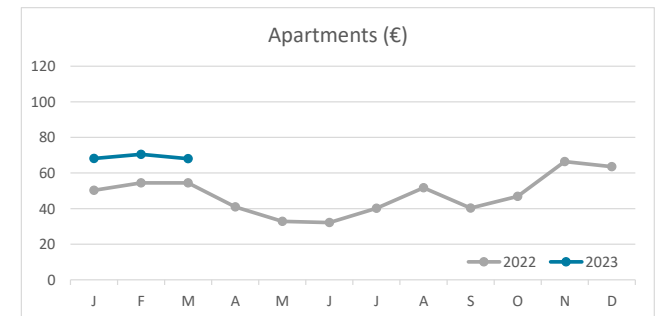
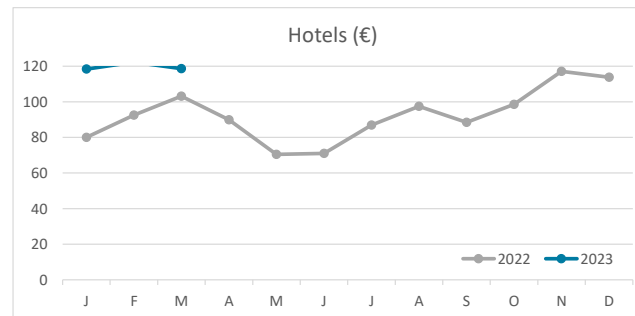
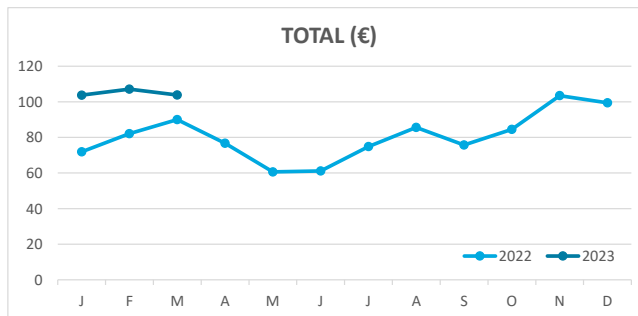
OCCUPANCY RATE PER ROOM / APARTMENT



ADR (Average Daily Rate)



REVPAR (Revenue Per Available Room)



Note: "Guests indicator" refers to number of guests checking in as new arrivals.
Source: Encuestas de Alojamiento Turístico (ISTAC)