

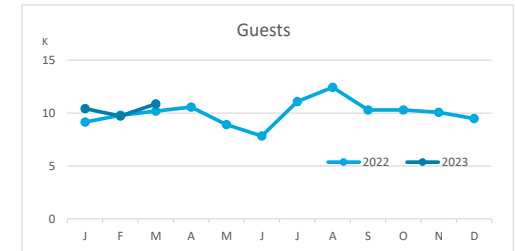
Main tourist accommodation indicators

LA GOMERA (January - March 2023)



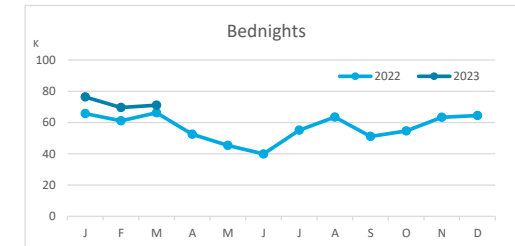
GUESTS BY ACCOMMODATION TYPE (*)

	Breakdown by accommodation type											
	TOTAL				Hotels				Apartments			
	Abroad	Mainland	Canary Islands	Total	Abroad	Mainland	Canary Islands	Total	Abroad	Mainland	Canary Islands	Total
Jan - Mar 22	21,575	967	6,597	29,139	13,921	690	4,980	19,591	7,654	277	1,617	9,548
Jan - Mar 23	24,046	764	6,213	31,023	15,894	619	4,723	21,236	8,152	145	1,490	9,787
Change	2,471	-203	-384	1,884	1,973	-71	-257	1,645	498	-132	-127	239
Change, %	11.5%	-21.0%	-5.8%	6.5%	14.2%	-10.3%	-5.2%	8.4%	6.5%	-47.7%	-7.9%	2.5%



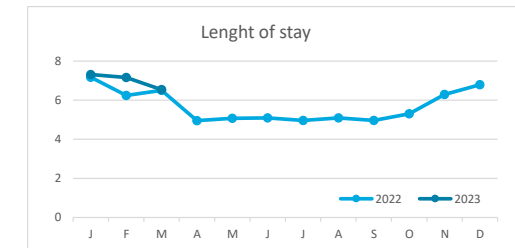
BEDNIGHTS

	Breakdown by accommodation type											
	TOTAL				Hotels				Apartments			
	Abroad	Mainland	Canary Islands	Total	Abroad	Mainland	Canary Islands	Total	Abroad	Mainland	Canary Islands	Total
Jan - Mar 22	174,884	2,892	15,283	193,059	87,835	1,967	10,192	99,994	87,049	925	5,091	93,065
Jan - Mar 23	196,361	2,443	18,177	216,981	102,199	1,964	10,162	114,325	94,162	479	8,015	102,656
Change	21,477	-449	2,894	23,922	14,364	-3	-30	14,331	7,113	-446	2,924	9,591
Change, %	12.3%	-15.5%	18.9%	12.4%	16.4%	-0.2%	-0.3%	14.3%	8.2%	-48.2%	57.4%	10.3%

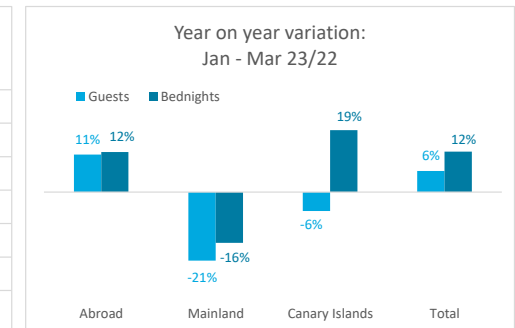
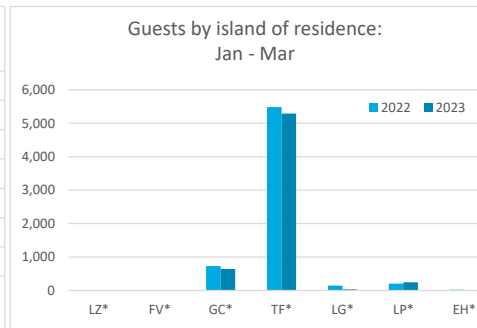
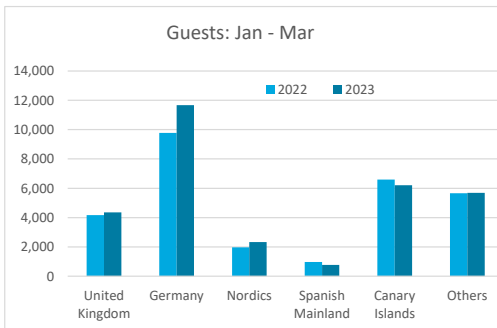


LENGHT OF STAY

	Breakdown by accommodation type											
	TOTAL				Hotels				Apartments			
	Abroad	Mainland	Canary Islands	Total	Abroad	Mainland	Canary Islands	Total	Abroad	Mainland	Canary Islands	Total
Jan - Mar 22	8.1	3.0	2.3	6.6	6.3	2.9	2.0	5.1	11.4	3.3	3.1	9.7
Jan - Mar 23	8.2	3.2	2.9	7.0	6.4	3.2	2.2	5.4	11.6	3.3	5.4	10.5
Change	0.1	0.2	0.6	0.4	0.1	0.3	0.1	0.3	0.2	0.0	2.2	0.7




GUESTS AND BEDNIGHTS BY PLACE OF RESIDENCE

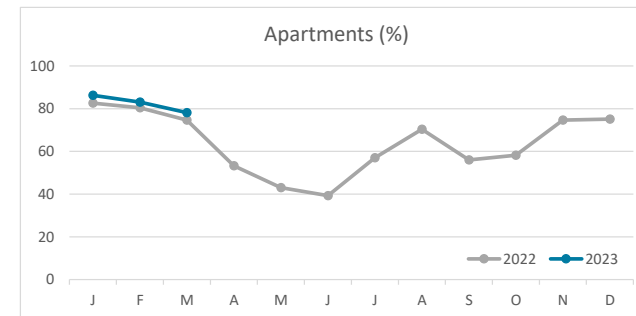
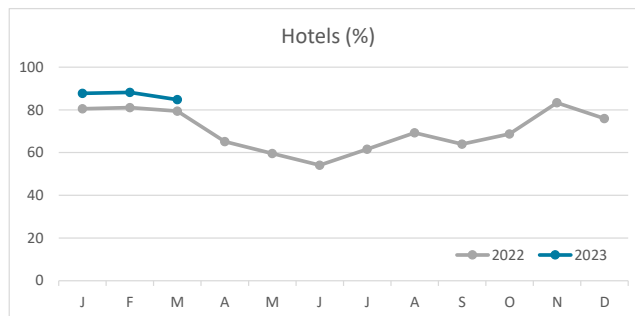
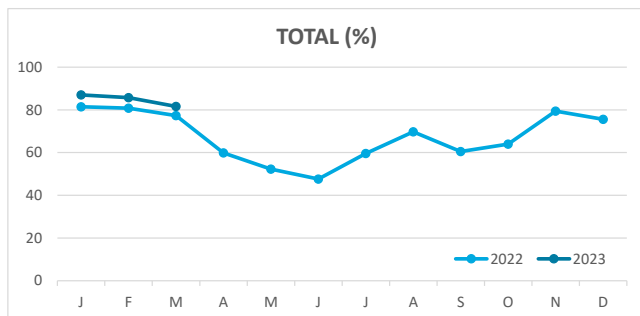


Note: LZ* (Lanzarote), FV* (Fuerteventura), GC* (Gran Canaria), TF* (Tenerife), LG* (La Gomera), LP* (La Palma) and EH* (El Hierro).

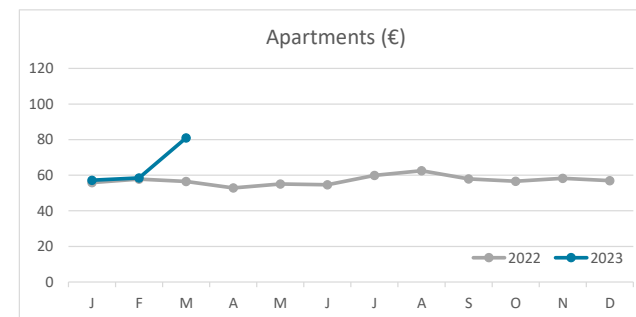
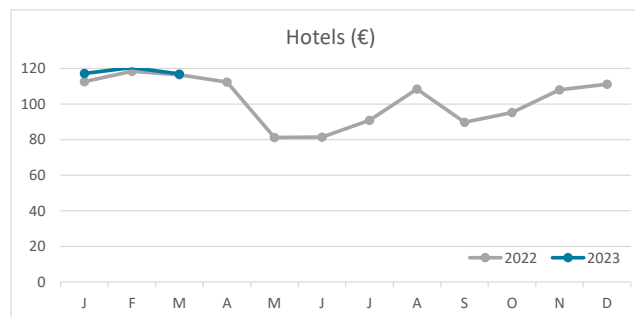
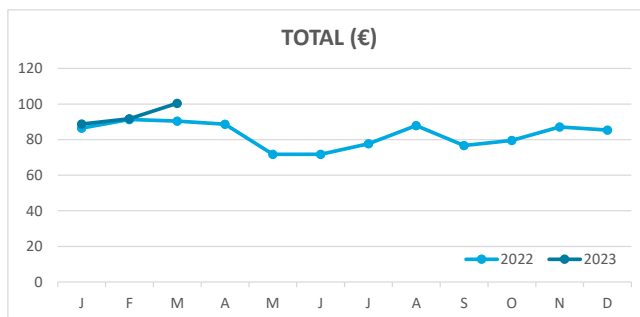
Main tourist accommodation indicators LA GOMERA (January - March 2023)



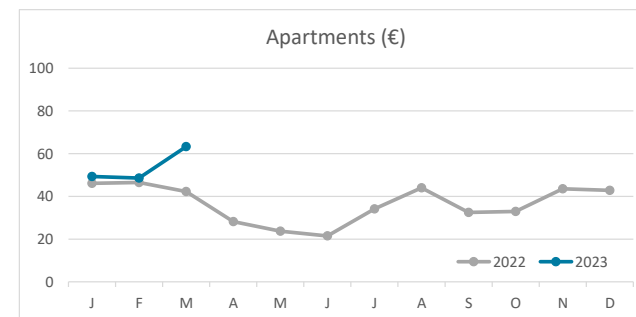
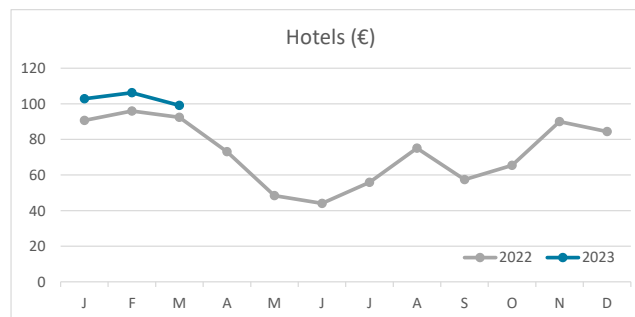
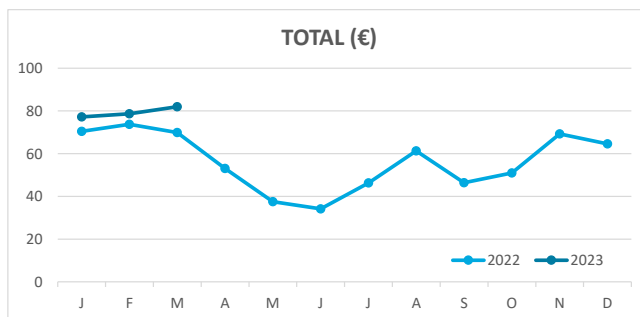
OCCUPANCY RATE PER ROOM / APARTMENT



ADR (Average Daily Rate)



REVPAR (Revenue Per Available Room)



Note: "Guests indicator" refers to number of guests checking in as new arrivals.
Source: Encuestas de Alojamiento Turístico (ISTAC)