

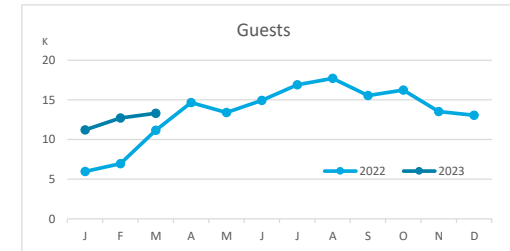
Main tourist accommodation indicators

LA PALMA (January - March 2023)



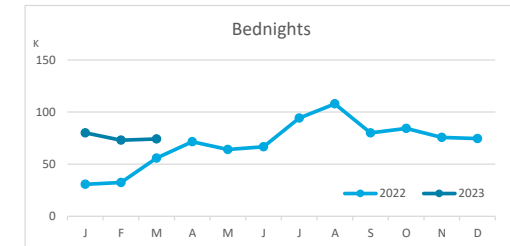
GUESTS BY ACCOMMODATION TYPE (*)

	Breakdown by accommodation type											
	TOTAL				Hotels				Apartments			
	Abroad	Mainland	Canary Islands	Total	Abroad	Mainland	Canary Islands	Total	Abroad	Mainland	Canary Islands	Total
Jan - Mar 22	8,756	9,315	6,029	24,100	5,243	7,347	2,797	15,387	3,513	1,968	3,232	8,713
Jan - Mar 23	22,787	8,246	6,206	37,239	17,267	7,190	4,040	28,497	5,520	1,056	2,166	8,742
Change	14,031	-1,069	177	13,139	12,024	-157	1,243	13,110	2,007	-912	-1,066	29
Change, %	160.2%	-11.5%	2.9%	54.5%	229.3%	-2.1%	44.4%	85.2%	57.1%	-46.3%	-33.0%	0.3%



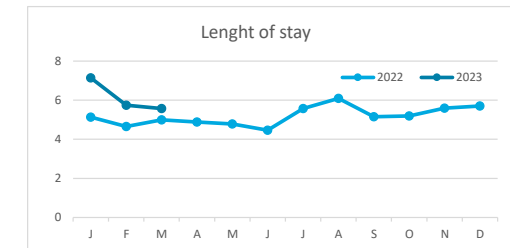
BEDNIGHTS

	Breakdown by accommodation type											
	TOTAL				Hotels				Apartments			
	Abroad	Mainland	Canary Islands	Total	Abroad	Mainland	Canary Islands	Total	Abroad	Mainland	Canary Islands	Total
Jan - Mar 22	54,837	37,651	26,400	118,888	29,077	29,769	15,572	74,418	25,760	7,882	10,828	44,470
Jan - Mar 23	177,299	29,769	20,220	227,288	113,606	24,106	12,643	150,355	63,693	5,663	7,577	76,933
Change	122,462	-7,882	-6,180	108,400	84,529	-5,663	-2,929	75,937	37,933	-2,219	-3,251	32,463
Change, %	223.3%	-20.9%	-23.4%	91.2%	290.7%	-19.0%	-18.8%	102.0%	147.3%	-28.2%	-30.0%	73.0%

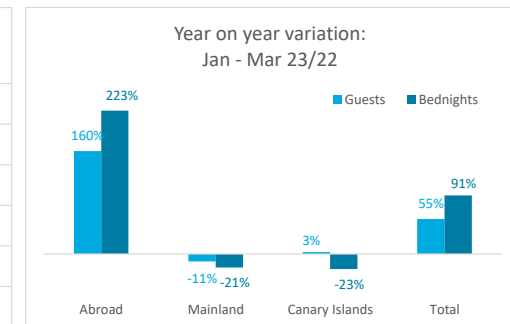
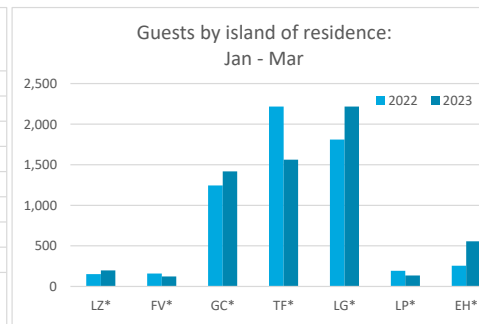
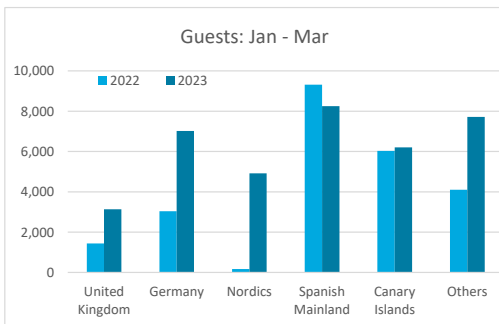


LENGHT OF STAY

	Breakdown by accommodation type											
	TOTAL				Hotels				Apartments			
	Abroad	Mainland	Canary Islands	Total	Abroad	Mainland	Canary Islands	Total	Abroad	Mainland	Canary Islands	Total
Jan - Mar 22	6.3	4.0	4.4	4.9	5.5	4.1	5.6	4.8	7.3	4.0	3.4	5.1
Jan - Mar 23	7.8	3.6	3.3	6.1	6.6	3.4	3.1	5.3	11.5	5.4	3.5	8.8
Change	1.5	-0.4	-1.1	1.2	1.0	-0.7	-2.4	0.4	4.2	1.4	0.1	3.7



GUESTS AND BEDNIGHTS BY PLACE OF RESIDENCE



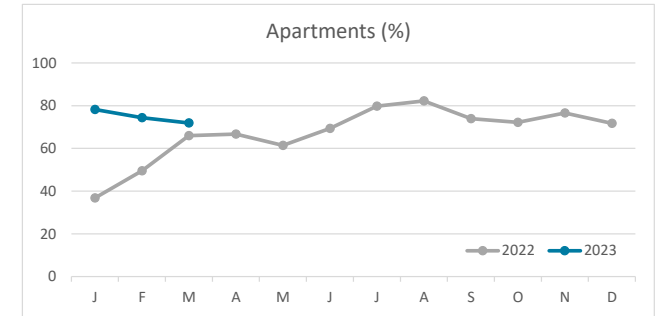
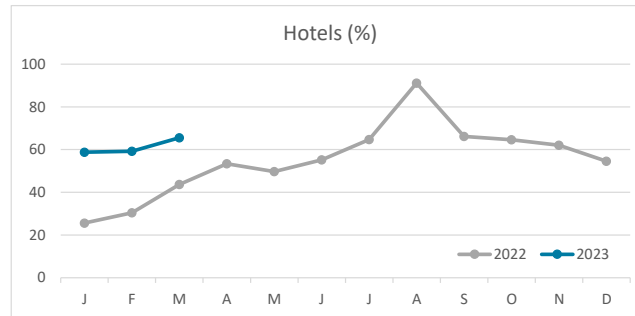
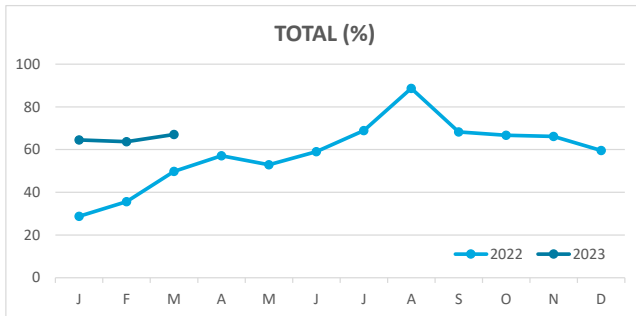
Note: LZ* (Lanzarote), FV* (Fuerteventura), GC* (Gran Canaria), TF* (Tenerife), LG* (La Gomera), LP* (La Palma) and EH* (El Hierro).

Main tourist accommodation indicators

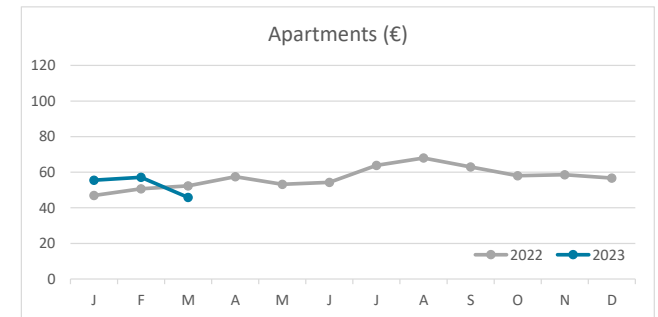
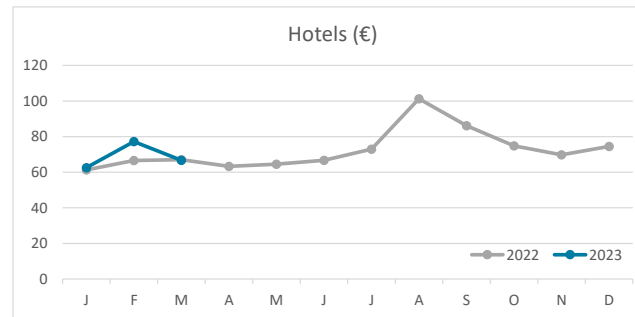
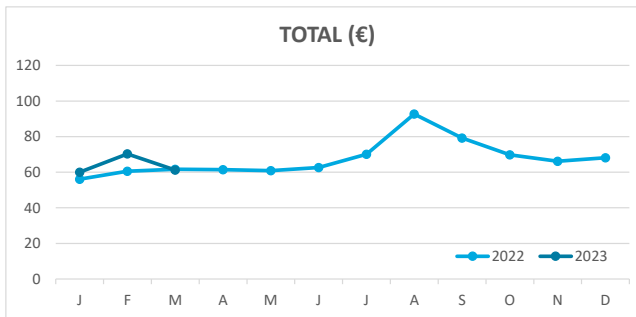
LA PALMA (January - March 2023)



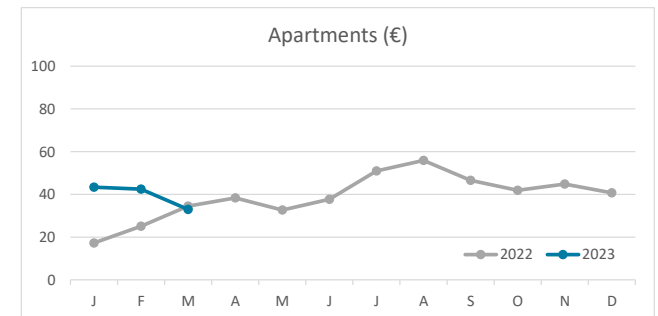
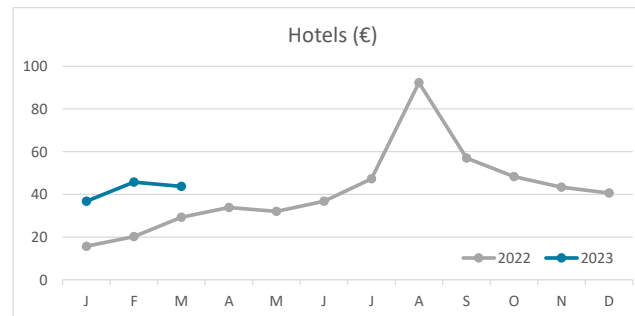
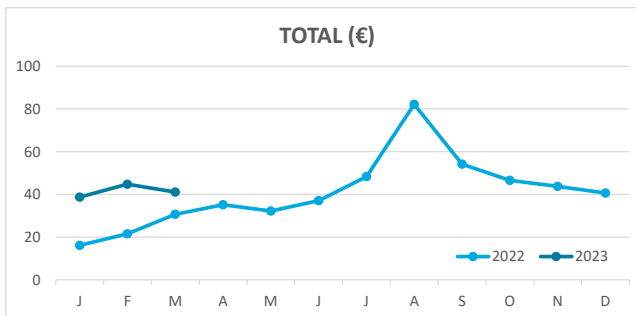
OCCUPANCY RATE PER ROOM / APARTMENT



ADR (Average Daily Rate)



REVPAR (Revenue Per Available Room)



Note: "Guests indicator" refers to number of guests checking in as new arrivals.
Source: Encuestas de Alojamiento Turístico (ISTAC)