

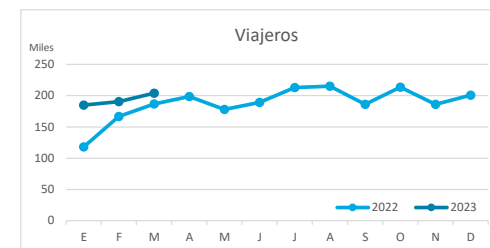
# Principales indicadores de alojamiento turístico

## LANZAROTE (hasta marzo de 2023)



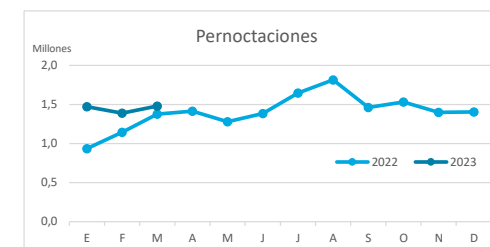
### VIAJEROS EN ALOJAMIENTO TURÍSTICO

	TOTAL				Detalle según tipo de alojamiento							
					Hotelero				Extrahotelero			
	Extranjeros	Peninsulares	Canarios	Total	Extranjeros	Peninsulares	Canarios	Total	Extranjeros	Peninsulares	Canarios	Total
ene-mar22	410.641	41.847	18.811	<b>471.299</b>	288.235	35.281	11.816	<b>335.332</b>	122.406	6.566	6.995	<b>135.967</b>
ene-mar23	513.942	46.786	18.518	<b>579.246</b>	362.508	39.355	11.132	<b>412.995</b>	151.434	7.431	7.386	<b>166.251</b>
Dif	103.301	4.939	<b>-293</b>	<b>107.947</b>	74.273	4.074	<b>-684</b>	<b>77.663</b>	29.028	865	391	<b>30.284</b>
Dif, %	25,2%	11,8%	<b>-1,6%</b>	<b>22,9%</b>	25,8%	11,5%	<b>-5,8%</b>	<b>23,2%</b>	23,7%	13,2%	5,6%	<b>22,3%</b>



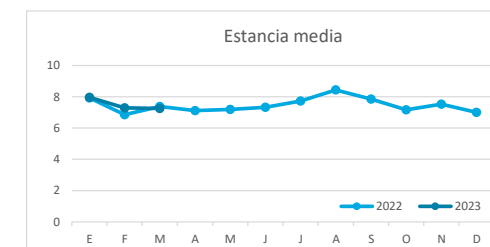
### PERNOCTACIONES

	TOTAL				Detalle según tipo de alojamiento							
					Hotelero				Extrahotelero			
	Extranjeros	Peninsulares	Canarios	Total	Extranjeros	Peninsulares	Canarios	Total	Extranjeros	Peninsulares	Canarios	Total
ene-mar22	3.156.337	209.911	88.844	<b>3.455.092</b>	2.085.115	163.658	46.265	<b>2.295.038</b>	1.071.222	46.253	42.579	<b>1.160.054</b>
ene-mar23	4.035.061	235.616	70.450	<b>4.341.127</b>	2.688.644	175.748	33.515	<b>2.897.907</b>	1.346.417	59.868	36.935	<b>1.443.220</b>
Dif	878.724	25.705	<b>-18.394</b>	<b>886.035</b>	603.529	12.090	<b>-12.750</b>	<b>602.869</b>	275.195	13.615	<b>-5.644</b>	<b>283.166</b>
Dif, %	27,8%	12,2%	<b>-20,7%</b>	<b>25,6%</b>	28,9%	7,4%	<b>-27,6%</b>	<b>26,3%</b>	25,7%	29,4%	<b>-13,3%</b>	<b>24,4%</b>

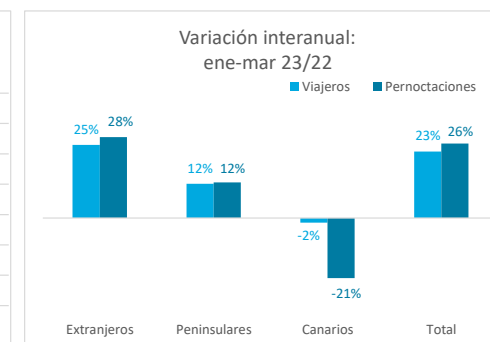
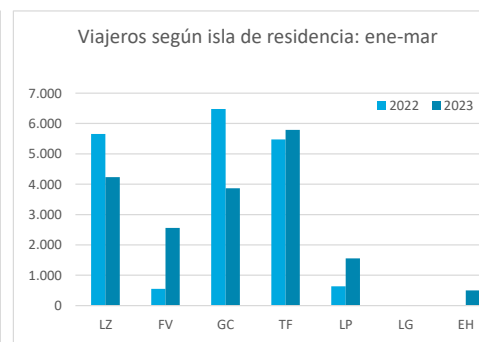
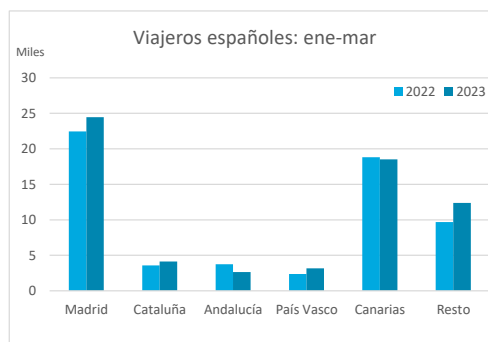
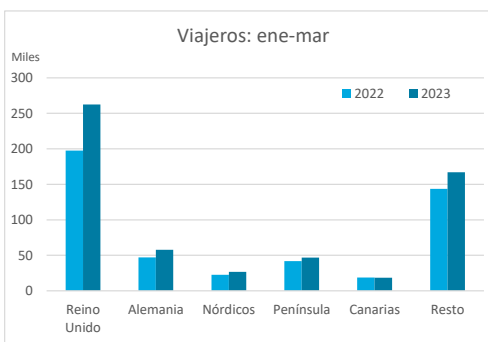


### ESTANCIA MEDIA

	TOTAL				Detalle según tipo de alojamiento							
					Hotelero				Extrahotelero			
	Extranjeros	Peninsulares	Canarios	Total	Extranjeros	Peninsulares	Canarios	Total	Extranjeros	Peninsulares	Canarios	Total
ene-mar22	7,7	5,0	4,7	<b>7,3</b>	7,2	4,6	3,9	<b>6,8</b>	8,8	7,0	6,1	<b>8,5</b>
ene-mar23	7,9	5,0	3,8	<b>7,5</b>	7,4	4,5	3,0	<b>7,0</b>	8,9	8,1	5,0	<b>8,7</b>
Dif	0,2	0,0	<b>-0,9</b>	<b>0,2</b>	0,2	<b>-0,2</b>	<b>-0,9</b>	<b>0,2</b>	0,1	1,0	<b>-1,1</b>	<b>0,1</b>

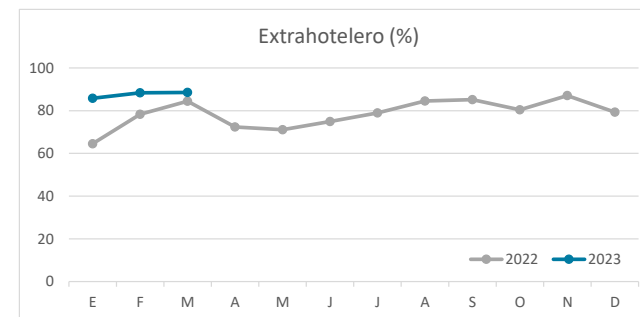
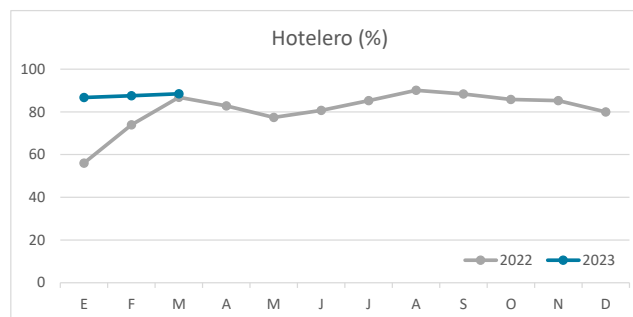
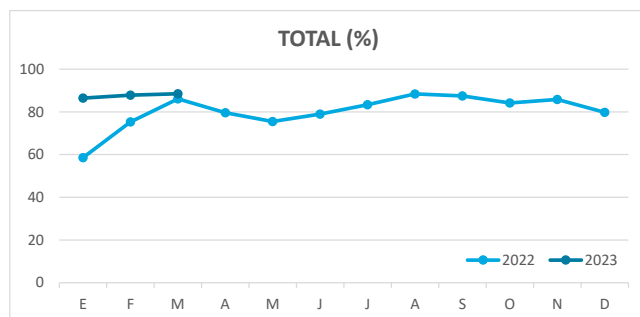


### DETALLE VIAJEROS Y PERNOCTACIONES SEGÚN LUGAR DE RESIDENCIA

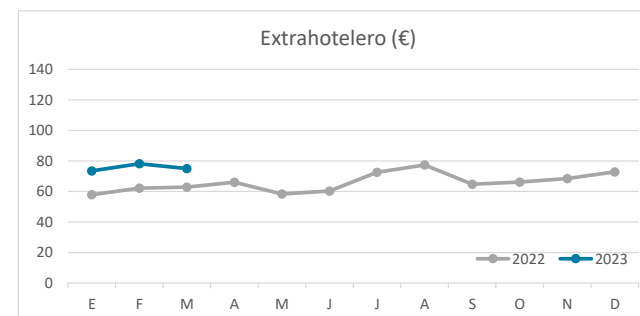
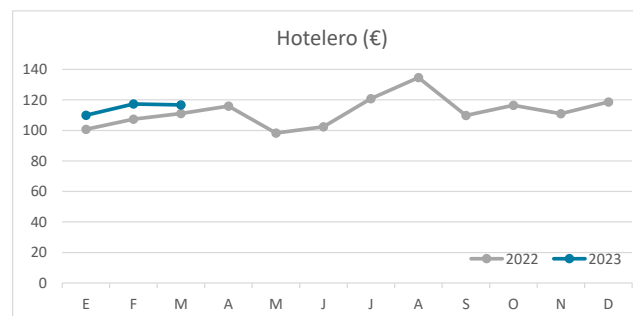
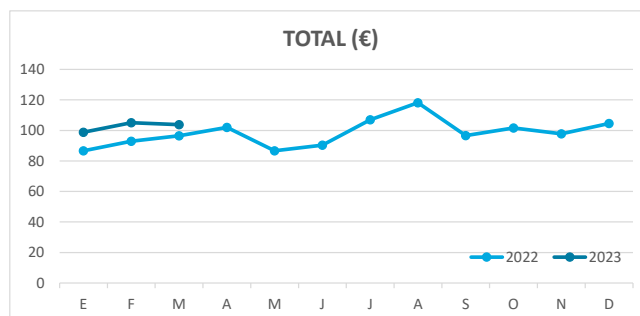


# Principales indicadores de alojamiento turístico LANZAROTE (hasta marzo de 2023)

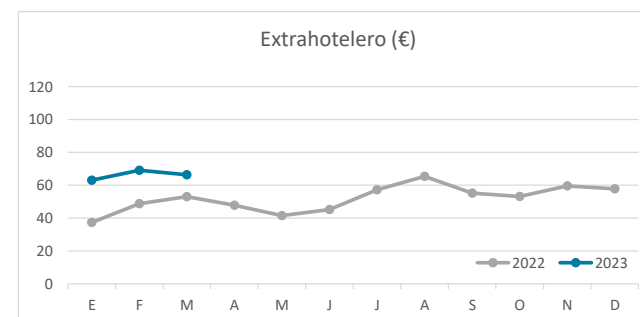
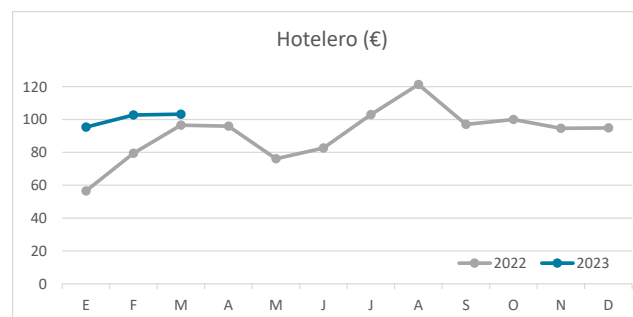
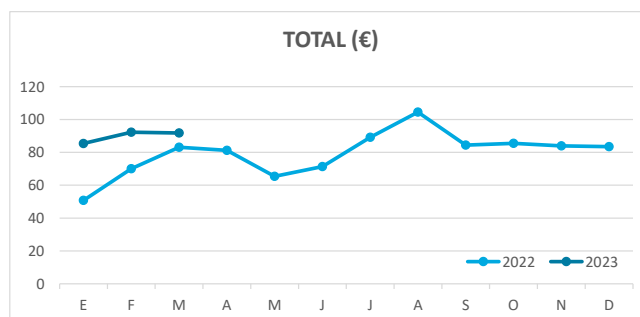
## ÍNDICE DE OCUPACIÓN POR HABITACIÓN / APARTAMENTO



## ADR (tarifa media diaria)



## REVPAR (ingreso por habitación/apartamento disponible)



Nota: el indicador de viajeros se refiere a viajeros entrados.

Fuente: Encuestas de Alojamiento Turístico (ISTAC)