

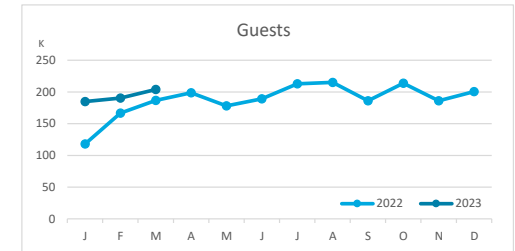
# Main tourist accommodation indicators

## LANZAROTE (January - March 2023)



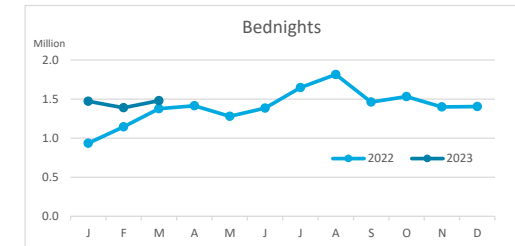
### GUESTS BY ACCOMMODATION TYPE (\*)

	Breakdown by accommodation type											
	TOTAL				Hotels				Apartments			
	Abroad	Mainland	Canary Islands	Total	Abroad	Mainland	Canary Islands	Total	Abroad	Mainland	Canary Islands	Total
Jan - Mar 22	410,641	41,847	18,811	<b>471,299</b>	288,235	35,281	11,816	<b>335,332</b>	122,406	6,566	6,995	<b>135,967</b>
Jan - Mar 23	513,942	46,786	18,518	<b>579,246</b>	362,508	39,355	11,132	<b>412,995</b>	151,434	7,431	7,386	<b>166,251</b>
Change	103,301	4,939	-293	<b>107,947</b>	74,273	4,074	-684	<b>77,663</b>	29,028	865	391	<b>30,284</b>
Change, %	25.2%	11.8%	-1.6%	<b>22.9%</b>	25.8%	11.5%	-5.8%	<b>23.2%</b>	23.7%	13.2%	5.6%	<b>22.3%</b>



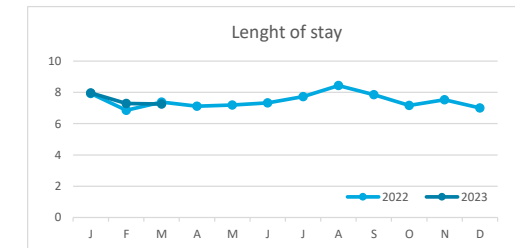
### BEDNIGHTS

	Breakdown by accommodation type											
	TOTAL				Hotels				Apartments			
	Abroad	Mainland	Canary Islands	Total	Abroad	Mainland	Canary Islands	Total	Abroad	Mainland	Canary Islands	Total
Jan - Mar 22	3,156,337	209,911	88,844	<b>3,455,092</b>	2,085,115	163,658	46,265	<b>2,295,038</b>	1,071,222	46,253	42,579	<b>1,160,054</b>
Jan - Mar 23	4,035,061	235,616	70,450	<b>4,341,127</b>	2,688,644	175,748	33,515	<b>2,897,907</b>	1,346,417	59,868	36,935	<b>1,443,220</b>
Change	878,724	25,705	-18,394	<b>886,035</b>	603,529	12,090	-12,750	<b>602,869</b>	275,195	13,615	-5,644	<b>283,166</b>
Change, %	27.8%	12.2%	-20.7%	<b>25.6%</b>	28.9%	7.4%	-27.6%	<b>26.3%</b>	25.7%	29.4%	-13.3%	<b>24.4%</b>

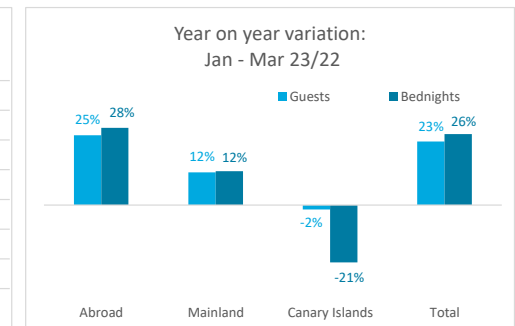
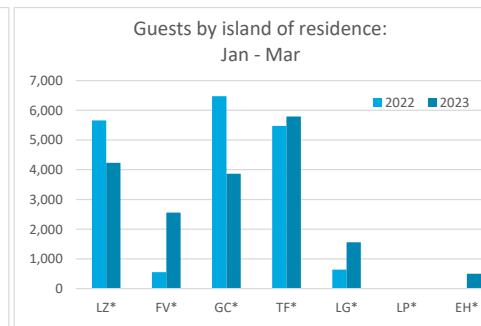
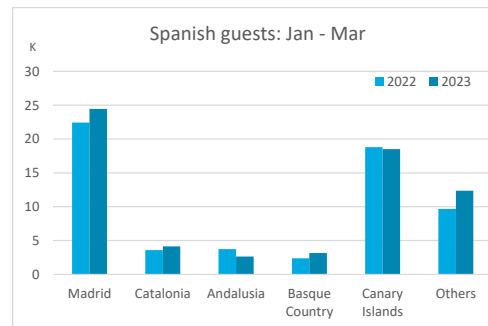
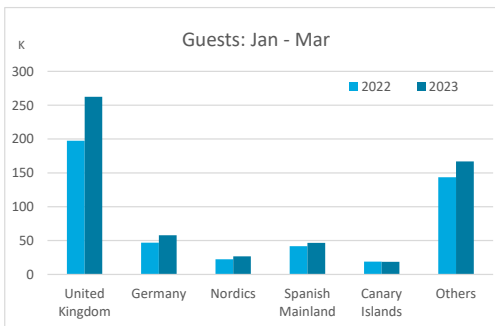


### LENGHT OF STAY

	Breakdown by accommodation type											
	TOTAL				Hotels				Apartments			
	Abroad	Mainland	Canary Islands	Total	Abroad	Mainland	Canary Islands	Total	Abroad	Mainland	Canary Islands	Total
Jan - Mar 22	7.7	5.0	4.7	<b>7.3</b>	7.2	4.6	3.9	<b>6.8</b>	8.8	7.0	6.1	<b>8.5</b>
Jan - Mar 23	7.9	5.0	3.8	<b>7.5</b>	7.4	4.5	3.0	<b>7.0</b>	8.9	8.1	5.0	<b>8.7</b>
Change	0.2	0.0	-0.9	<b>0.2</b>	0.2	-0.2	-0.9	<b>0.2</b>	0.1	1.0	-1.1	<b>0.1</b>



### GUESTS AND BEDNIGHTS BY PLACE OF RESIDENCE



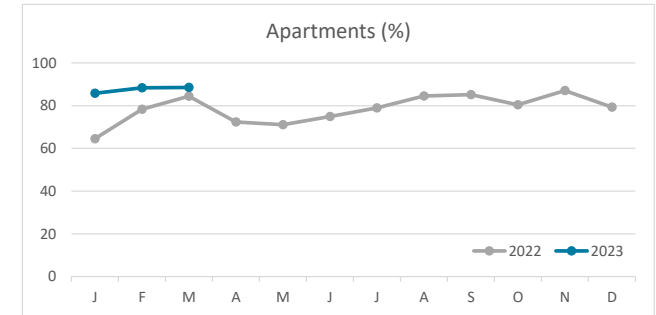
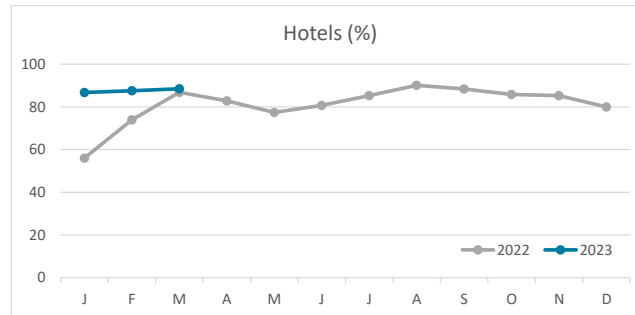
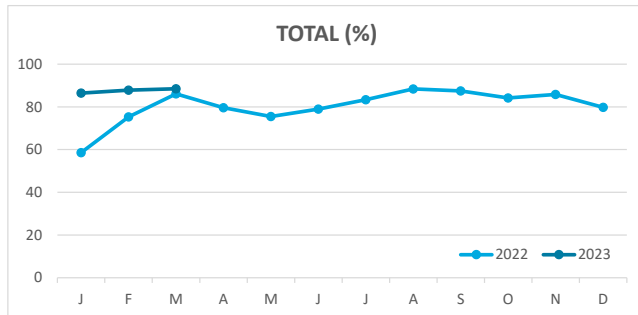
Note: LZ\* (Lanzarote), FV\* (Fuerteventura), GC\* (Gran Canaria), TF\* (Tenerife), LG\* (La Gomera), LP\* (La Palma) and EH\* (El Hierro).

# Main tourist accommodation indicators

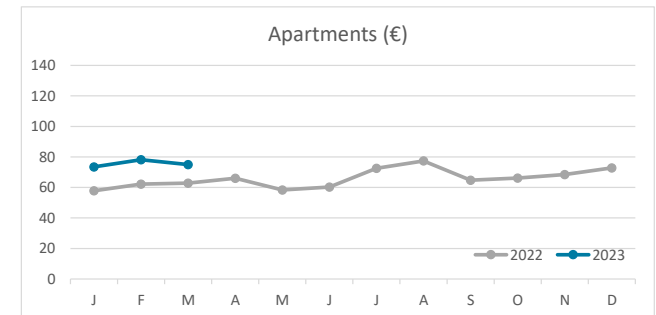
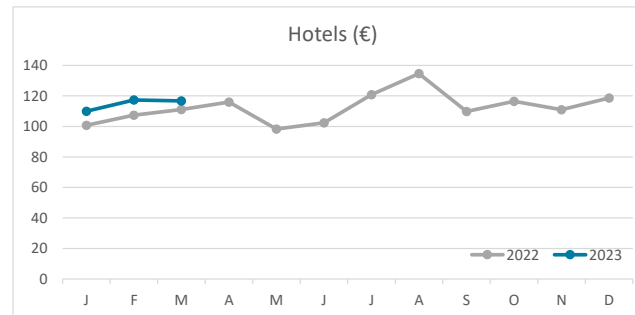
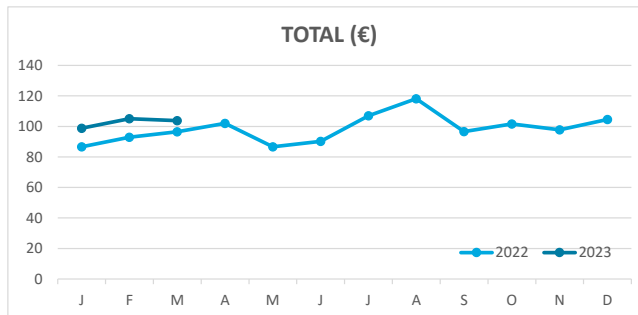
## LANZAROTE (January - March 2023)



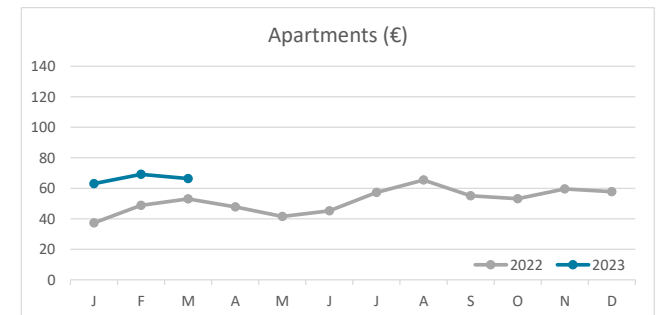
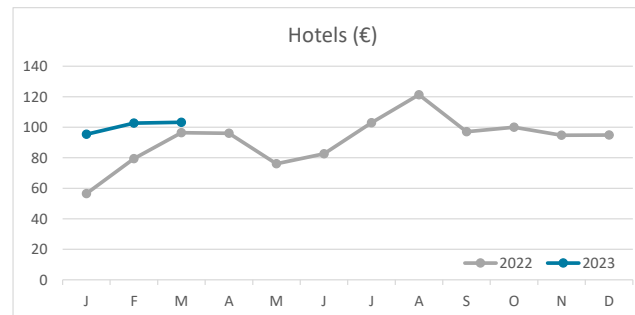
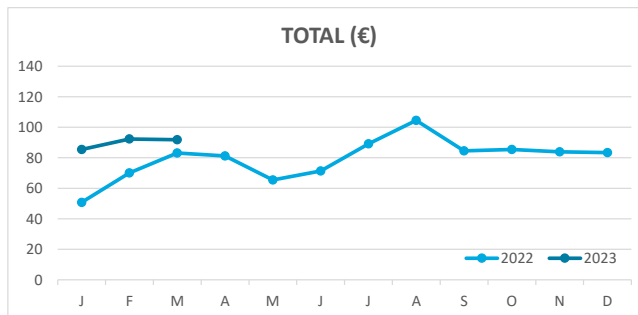
### OCCUPANCY RATE PER ROOM / APARTMENT



### ADR (Average Daily Rate)



### REVPAR (Revenue Per Available Room)



Note: "Guests indicator" refers to number of guests checking in as new arrivals.  
Source: Encuestas de Alojamiento Turístico (ISTAC)