

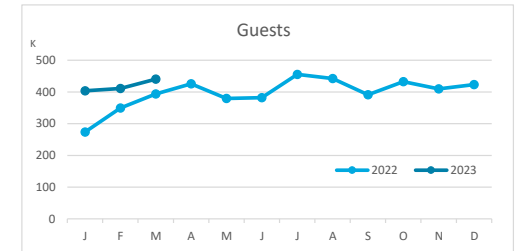
Main tourist accommodation indicators

TENERIFE (January - March 2023)



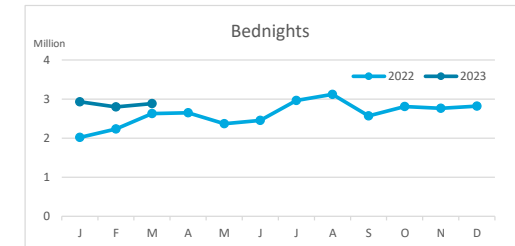
GUESTS BY ACCOMMODATION TYPE (*)

	Breakdown by accommodation type											
	TOTAL				Hotels				Apartments			
	Abroad	Mainland	Canary Islands	Total	Abroad	Mainland	Canary Islands	Total	Abroad	Mainland	Canary Islands	Total
Jan - Mar 22	855,889	94,298	66,276	1,016,463	663,168	86,697	56,918	806,783	192,721	7,601	9,358	209,680
Jan - Mar 23	1,067,562	118,294	69,280	1,255,136	824,452	108,774	60,280	993,506	243,110	9,520	9,000	261,630
Change	211,673	23,996	3,004	238,673	161,284	22,077	3,362	186,723	50,389	1,919	-358	51,950
Change, %	24.7%	25.4%	4.5%	23.5%	24.3%	25.5%	5.9%	23.1%	26.1%	25.2%	-3.8%	24.8%



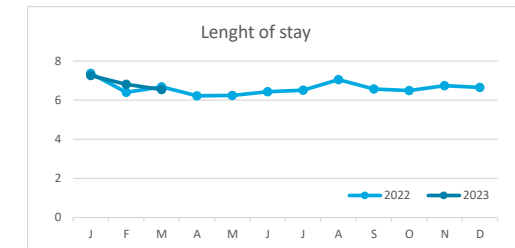
BEDNIGHTS

	Breakdown by accommodation type											
	TOTAL				Hotels				Apartments			
	Abroad	Mainland	Canary Islands	Total	Abroad	Mainland	Canary Islands	Total	Abroad	Mainland	Canary Islands	Total
Jan - Mar 22	6,232,423	463,258	187,337	6,883,018	4,637,988	421,188	152,948	5,212,124	1,594,435	42,070	34,389	1,670,894
Jan - Mar 23	7,829,020	558,386	225,075	8,612,481	5,804,854	511,558	187,031	6,503,443	2,024,166	46,828	38,044	2,109,038
Change	1,596,597	95,128	37,738	1,729,463	1,166,866	90,370	34,083	1,291,319	429,731	4,758	3,655	438,144
Change, %	25.6%	20.5%	20.1%	25.1%	25.2%	21.5%	22.3%	24.8%	27.0%	11.3%	10.6%	26.2%

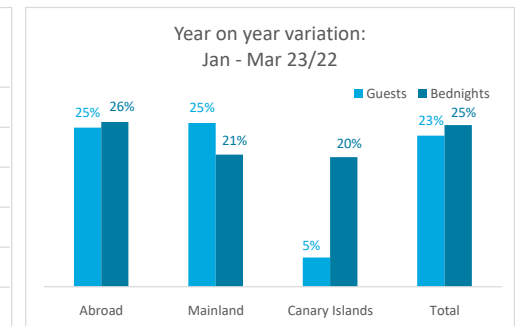
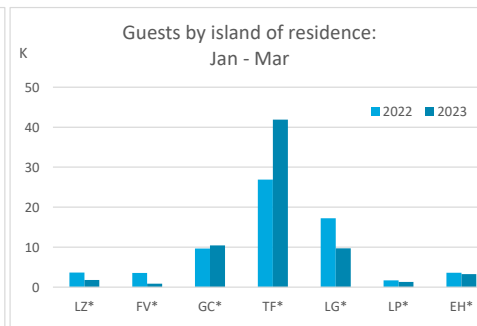
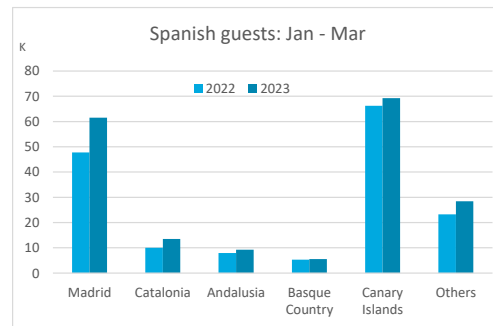
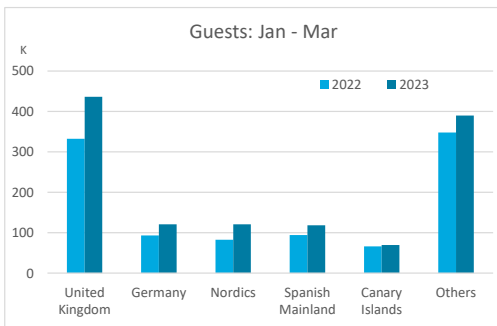


LENGHT OF STAY

	Breakdown by accommodation type											
	TOTAL				Hotels				Apartments			
	Abroad	Mainland	Canary Islands	Total	Abroad	Mainland	Canary Islands	Total	Abroad	Mainland	Canary Islands	Total
Jan - Mar 22	7.3	4.9	2.8	6.8	7.0	4.9	2.7	6.5	8.3	5.5	3.7	8.0
Jan - Mar 23	7.3	4.7	3.2	6.9	7.0	4.7	3.1	6.5	8.3	4.9	4.2	8.1
Change	0.1	-0.2	0.4	0.1	0.0	-0.2	0.4	0.1	0.1	-0.6	0.6	0.1



GUESTS AND BEDNIGHTS BY PLACE OF RESIDENCE



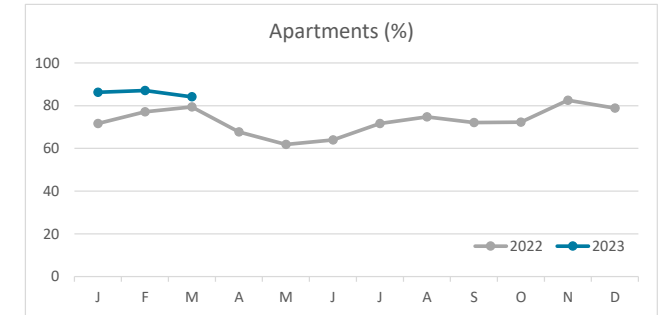
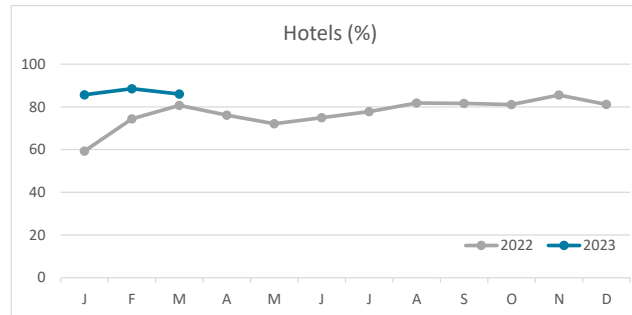
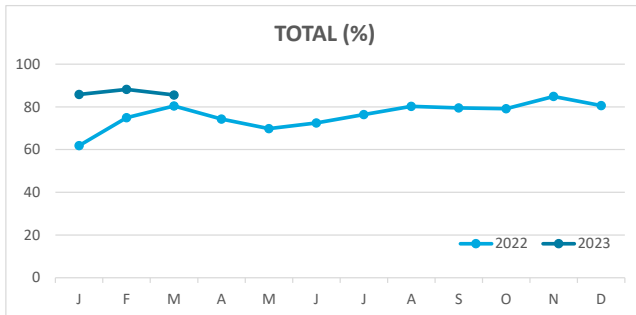
Note: LZ* (Lanzarote), FV* (Fuerteventura), GC* (Gran Canaria), TF* (Tenerife), LG* (La Gomera), LP* (La Palma) and EH* (El Hierro).

Main tourist accommodation indicators

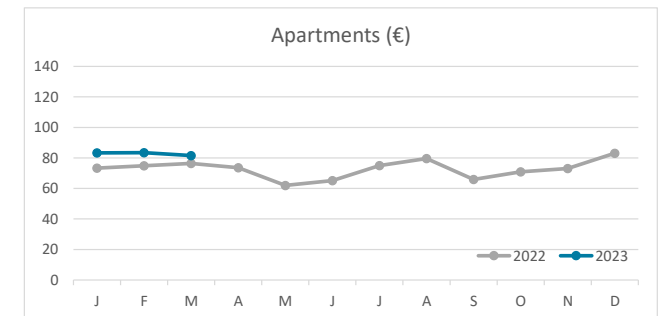
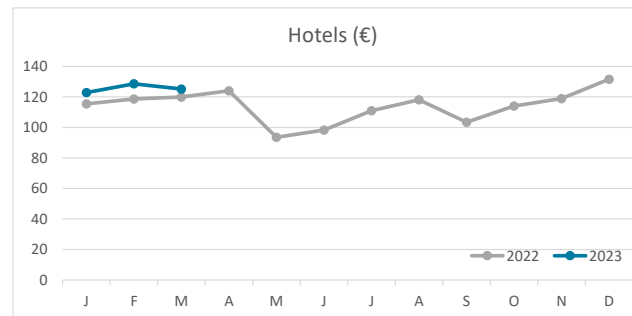
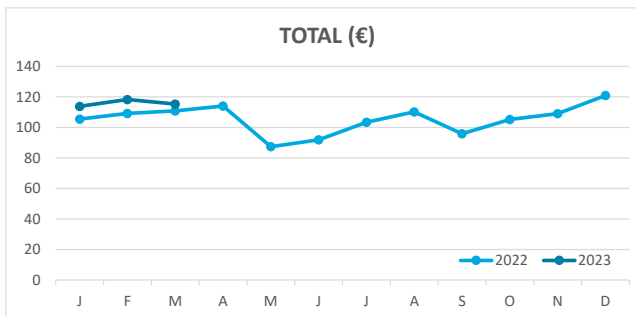
TENERIFE (January - March 2023)



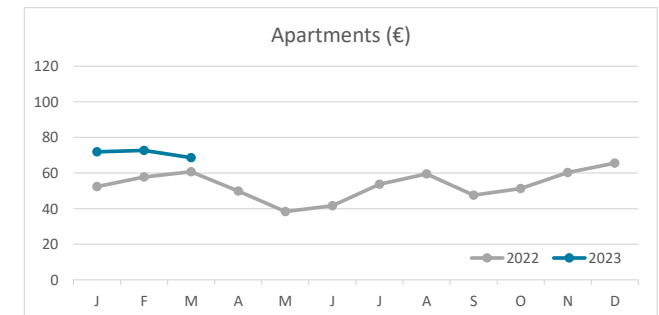
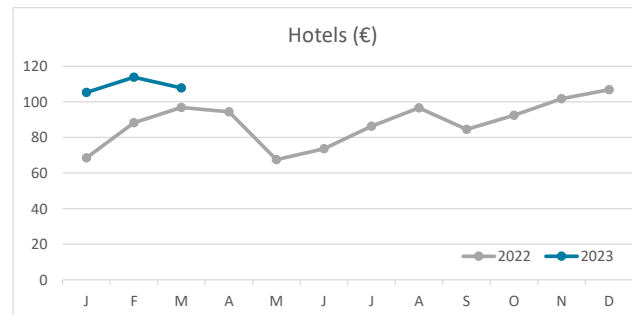
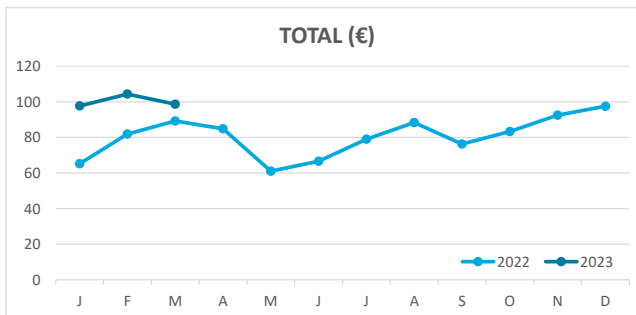
OCCUPANCY RATE PER ROOM / APARTMENT



ADR (Average Daily Rate)



REVPAR (Revenue Per Available Room)



Note: "Guests indicator" refers to number of guests checking in as new arrivals.
Source: Encuestas de Alojamiento Turístico (ISTAC)