

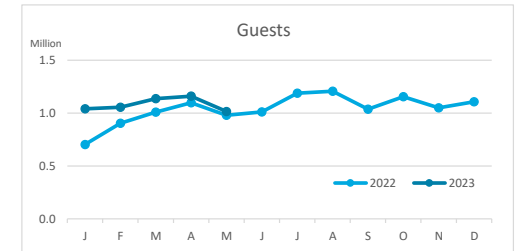
# Main tourist accommodation indicators

## CANARY ISLANDS (January - May 2023)



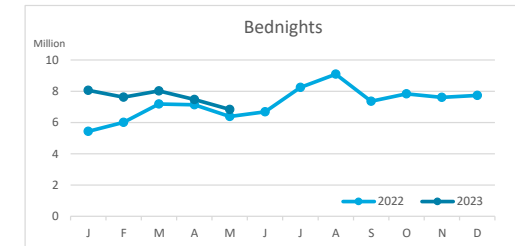
### GUESTS BY ACCOMMODATION TYPE (\*)

	Breakdown by accommodation type											
	TOTAL				Hotels				Apartments			
	Abroad	Mainland	Canary Islands	Total	Abroad	Mainland	Canary Islands	Total	Abroad	Mainland	Canary Islands	Total
Jan - May 22	3,810,472	458,560	425,078	<b>4,694,110</b>	2,981,931	403,331	317,757	<b>3,703,019</b>	828,541	55,229	107,321	<b>991,091</b>
Jan - May 23	4,488,107	499,990	419,400	<b>5,407,497</b>	3,504,237	439,993	304,852	<b>4,249,082</b>	983,870	59,997	114,548	<b>1,158,415</b>
Change	677,635	41,430	-5,678	<b>713,387</b>	522,306	36,662	-12,905	<b>546,063</b>	155,329	4,768	7,227	<b>167,324</b>
Change, %	17.8%	9.0%	-1.3%	<b>15.2%</b>	17.5%	9.1%	-4.1%	<b>14.7%</b>	18.7%	8.6%	6.7%	<b>16.9%</b>



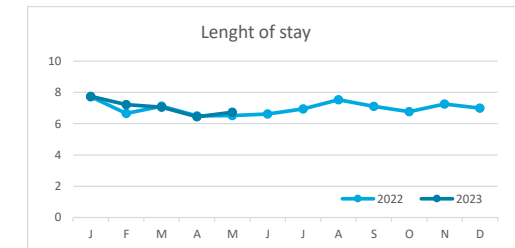
### BEDNIGHTS

	Breakdown by accommodation type											
	TOTAL				Hotels				Apartments			
	Abroad	Mainland	Canary Islands	Total	Abroad	Mainland	Canary Islands	Total	Abroad	Mainland	Canary Islands	Total
Jan - May 22	28,773,135	2,081,529	1,288,550	<b>32,143,214</b>	21,564,363	1,783,086	873,305	<b>24,220,754</b>	7,208,772	298,443	415,245	<b>7,922,460</b>
Jan - May 23	34,425,478	2,226,233	1,355,394	<b>38,007,105</b>	25,559,928	1,906,470	903,365	<b>28,369,763</b>	8,865,550	319,763	452,029	<b>9,637,342</b>
Change	5,652,343	144,704	66,844	<b>5,863,891</b>	3,995,565	123,384	30,060	<b>4,149,009</b>	1,656,778	21,320	36,784	<b>1,714,882</b>
Change, %	19.6%	7.0%	5.2%	<b>18.2%</b>	18.5%	6.9%	3.4%	<b>17.1%</b>	23.0%	7.1%	8.9%	<b>21.6%</b>

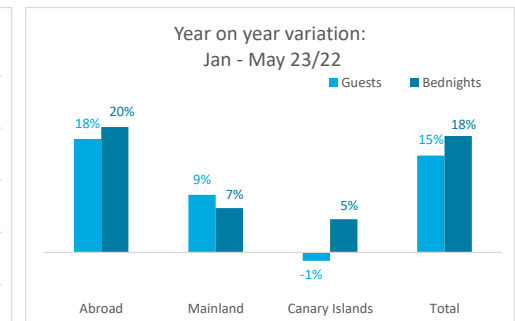
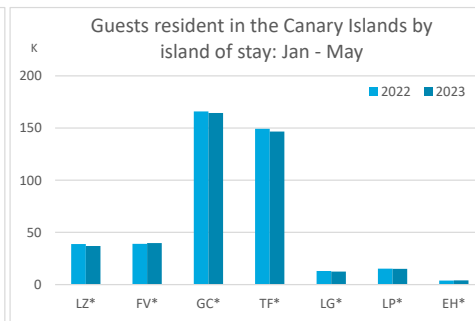
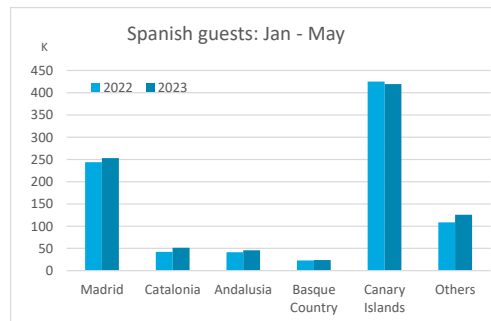
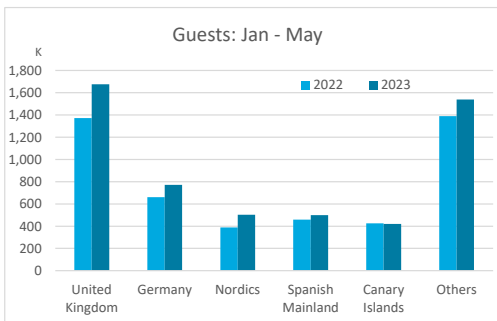


### LENGHT OF STAY

	Breakdown by accommodation type											
	TOTAL				Hotels				Apartments			
	Abroad	Mainland	Canary Islands	Total	Abroad	Mainland	Canary Islands	Total	Abroad	Mainland	Canary Islands	Total
Jan - May 22	7.6	4.5	3.0	<b>6.8</b>	7.2	4.4	2.7	<b>6.5</b>	8.7	5.4	3.9	<b>8.0</b>
Jan - May 23	7.7	4.5	3.2	<b>7.0</b>	7.3	4.3	3.0	<b>6.7</b>	9.0	5.3	3.9	<b>8.3</b>
Change	0.1	-0.1	0.2	<b>0.2</b>	0.1	-0.1	0.2	<b>0.1</b>	0.3	-0.1	0.1	<b>0.3</b>



### GUESTS AND BEDNIGHTS BY PLACE OF RESIDENCE

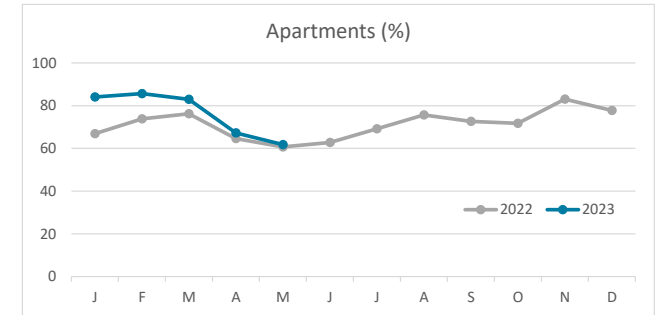
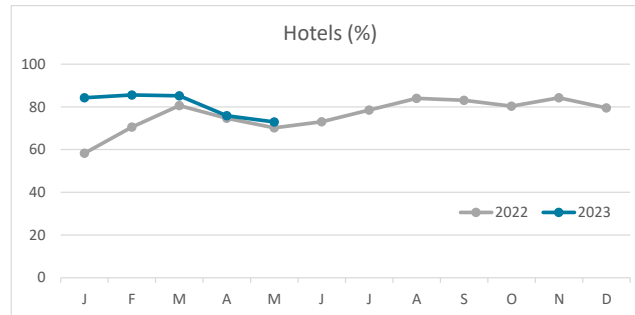
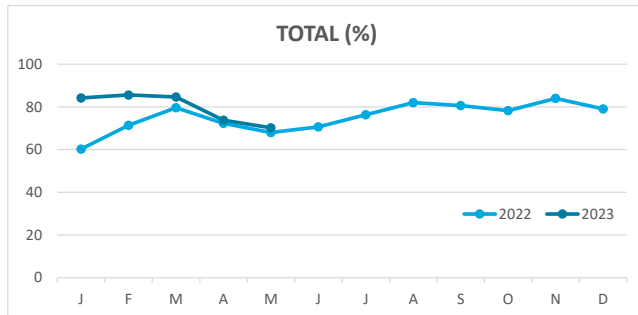


Note: LZ\* (Lanzarote), FV\* (Fuerteventura), GC\* (Gran Canaria), TF\* (Tenerife), LG\* (La Gomera), LP\* (La Palma) and EH\* (El Hierro).

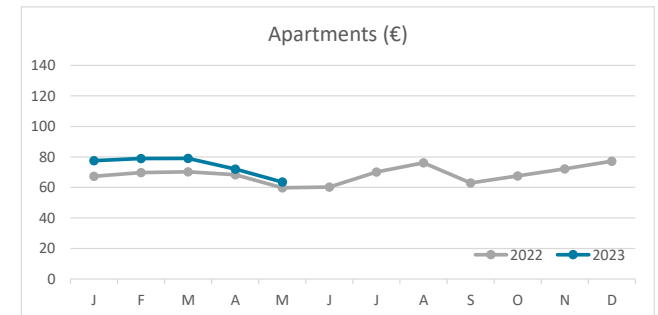
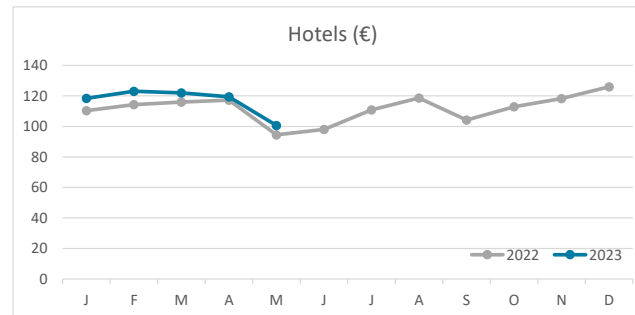
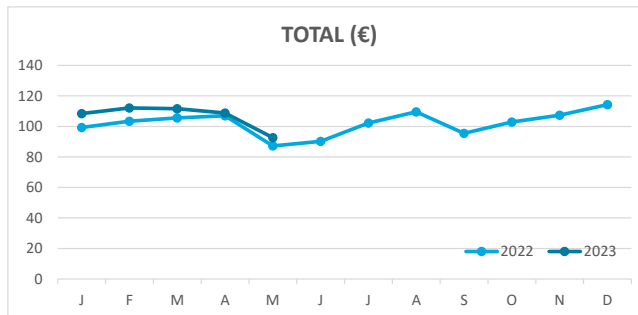
# Main tourist accommodation indicators CANARY ISLANDS (January - May 2023)



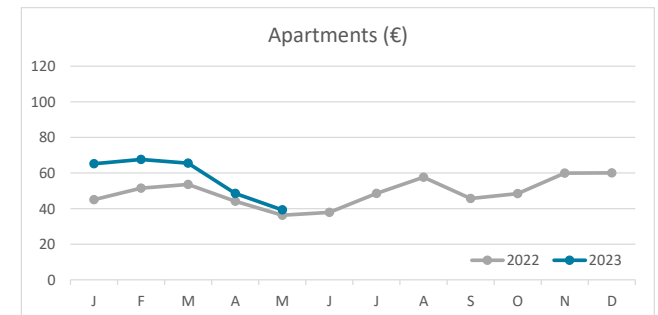
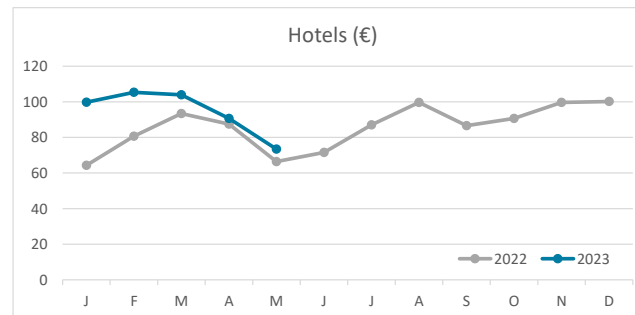
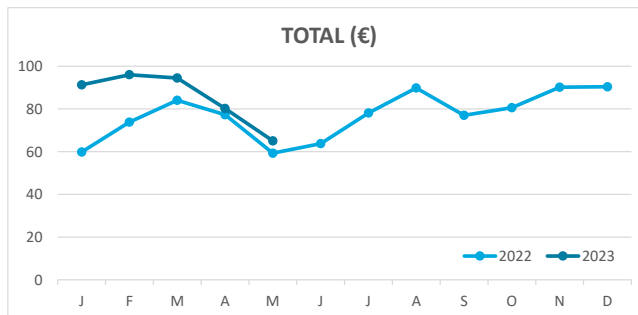
## OCCUPANCY RATE PER ROOM / APARTMENT



## ADR (Average Daily Rate)



## REVPAR (Revenue Per Available Room)



Note: "Guests indicator" refers to number of guests checking in as new arrivals.  
Source: Encuestas de Alojamiento Turístico (ISTAC)