

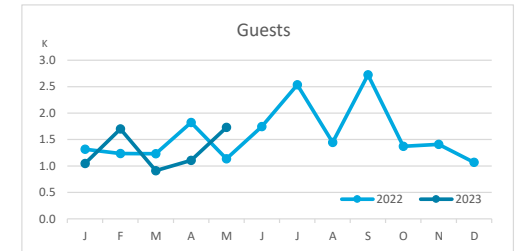
Main tourist accommodation indicators

EL HIERRO (January - May 2023)



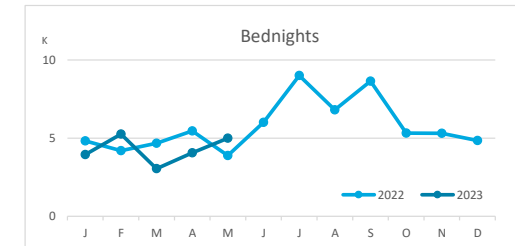
GUESTS BY ACCOMMODATION TYPE (*)

	Breakdown by accommodation type											
	TOTAL				Hotels				Apartments			
	Abroad	Mainland	Canary Islands	Total	Abroad	Mainland	Canary Islands	Total	Abroad	Mainland	Canary Islands	Total
Jan - May 22	1,669	1,296	3,779	6,744	1,457	1,155	1,552	4,164	212	141	2,227	2,580
Jan - May 23	1,477	918	4,101	6,496	1,091	670	1,586	3,347	386	248	2,515	3,149
Change	-192	-378	322	-248	-366	-485	34	-817	174	107	288	569
Change, %	-11.5%	-29.2%	8.5%	-3.7%	-25.1%	-42.0%	2.2%	-19.6%	82.1%	75.9%	12.9%	22.1%



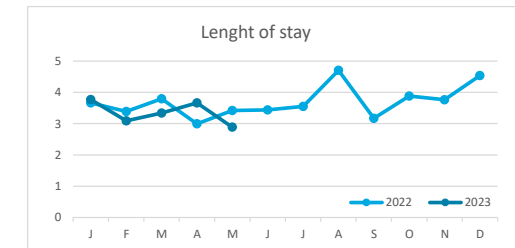
BEDNIGHTS

	Breakdown by accommodation type											
	TOTAL				Hotels				Apartments			
	Abroad	Mainland	Canary Islands	Total	Abroad	Mainland	Canary Islands	Total	Abroad	Mainland	Canary Islands	Total
Jan - May 22	6,729	5,080	11,221	23,030	5,638	4,155	3,548	13,341	1,091	925	7,673	9,689
Jan - May 23	6,071	3,597	11,630	21,298	3,885	2,293	3,414	9,592	2,186	1,304	8,216	11,706
Change	-658	-1,483	409	-1,732	-1,753	-1,862	-134	-3,749	1,095	379	543	2,017
Change, %	-9.8%	-29.2%	3.6%	-7.5%	-31.1%	-44.8%	-3.8%	-28.1%	100.4%	41.0%	7.1%	20.8%

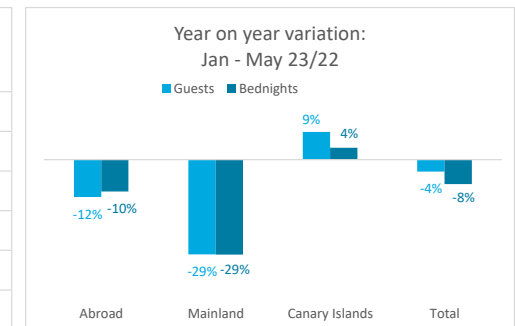
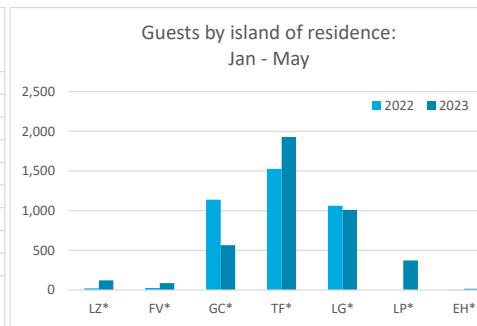
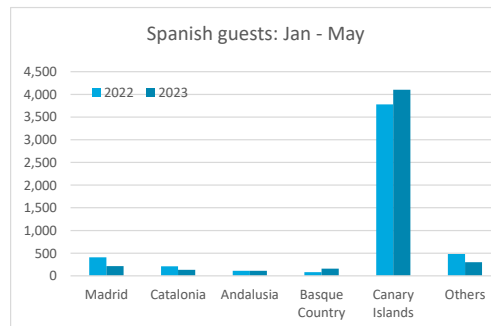
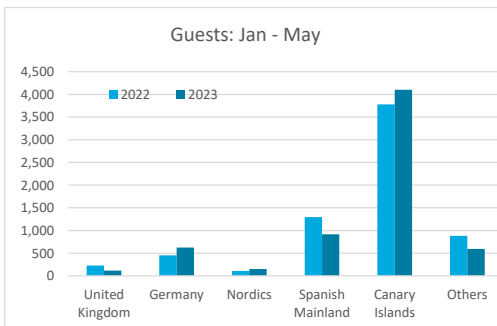


LENGHT OF STAY

	Breakdown by accommodation type											
	TOTAL				Hotels				Apartments			
	Abroad	Mainland	Canary Islands	Total	Abroad	Mainland	Canary Islands	Total	Abroad	Mainland	Canary Islands	Total
Jan - May 22	4.0	3.9	3.0	3.4	3.9	3.6	2.3	3.2	5.1	6.6	3.4	3.8
Jan - May 23	4.1	3.9	2.8	3.3	3.6	3.4	2.2	2.9	5.7	5.3	3.3	3.7
Change	0.1	0.0	-0.1	-0.1	-0.3	-0.2	-0.1	-0.3	0.5	-1.3	-0.2	0.0



GUESTS AND BEDNIGHTS BY PLACE OF RESIDENCE

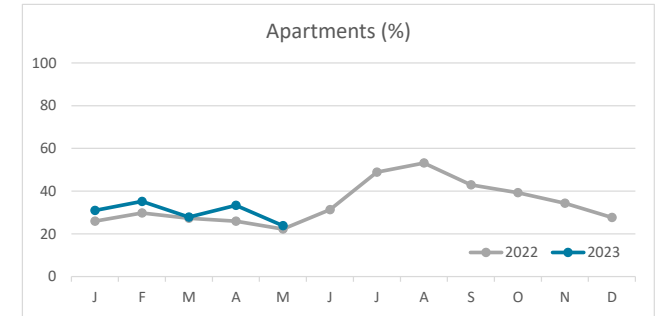
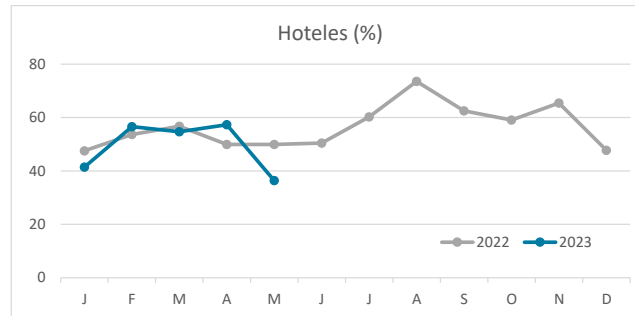
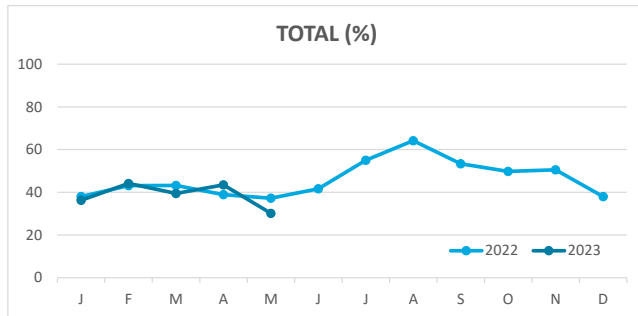


Note: LZ* (Lanzarote), FV* (Fuerteventura), GC* (Gran Canaria), TF* (Tenerife), LG* (La Gomera), LP* (La Palma) and EH* (El Hierro).

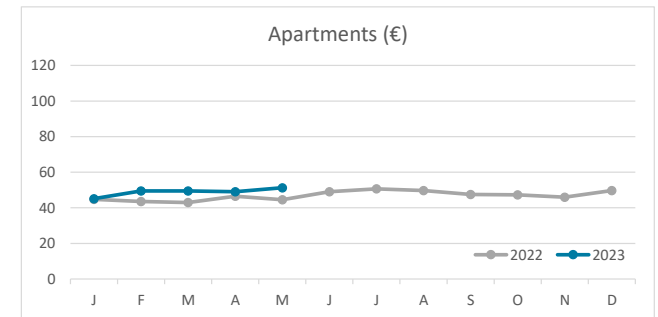
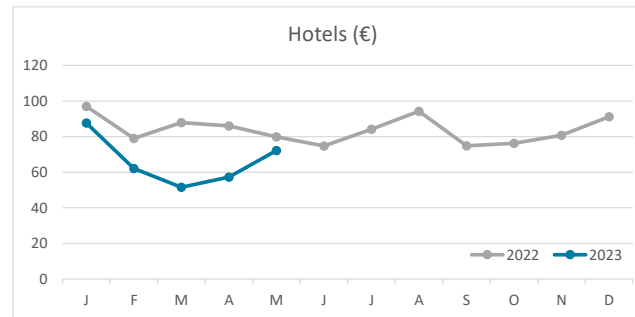
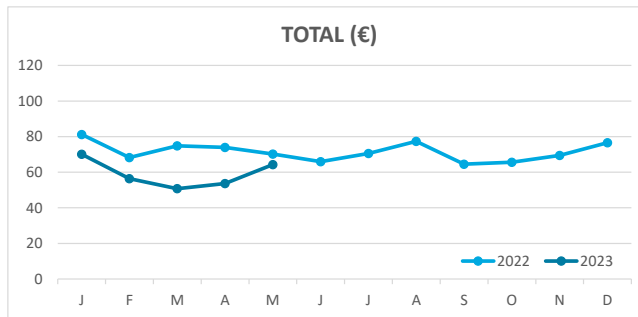
Main tourist accommodation indicators EL HIERRO (January - May 2023)



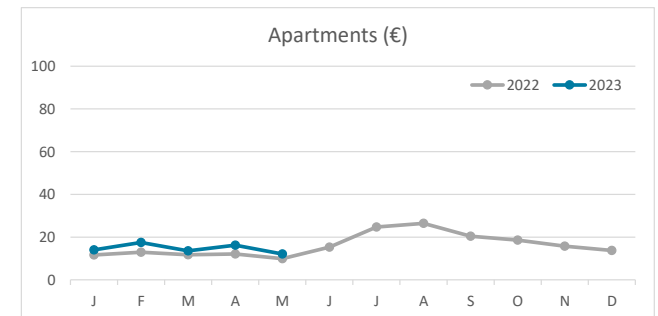
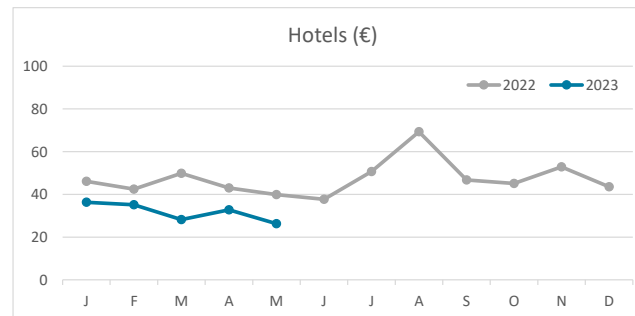
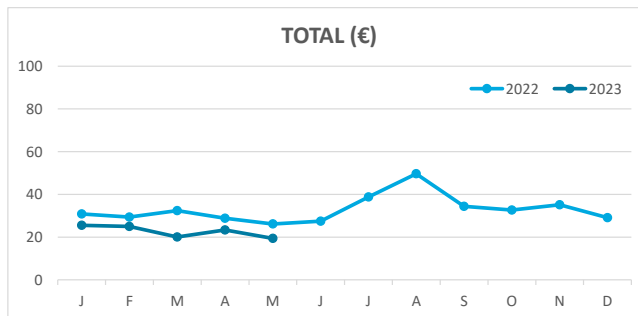
OCCUPANCY RATE PER ROOM / APARTMENT



ADR (Average Daily Rate)



REVPAR (Revenue Per Available Room)



Note: "Guests indicator" refers to number of guests checking in as new arrivals.
Source: Encuestas de Alojamiento Turístico (ISTAC)