

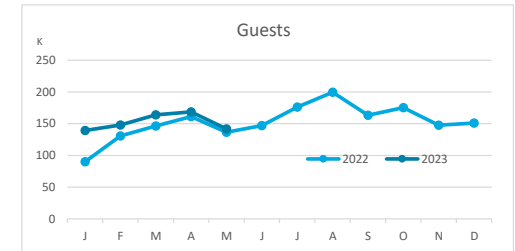
# Main tourist accommodation indicators

## FUERTEVENTURA (January - May 2023)



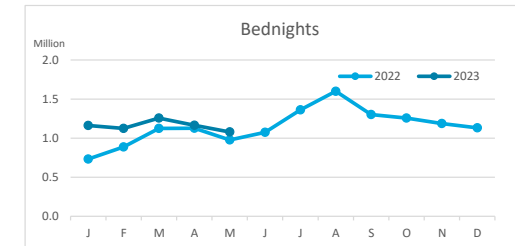
### GUESTS BY ACCOMMODATION TYPE (\*)

	TOTAL				Breakdown by accommodation type							
					Hotels				Apartments			
	Abroad	Mainland	Canary Islands	Total	Abroad	Mainland	Canary Islands	Total	Abroad	Mainland	Canary Islands	Total
Jan - May 22	588,703	36,778	39,014	<b>664,495</b>	527,707	29,337	31,788	<b>588,832</b>	60,996	7,441	7,226	<b>75,663</b>
Jan - May 23	677,459	44,337	39,723	<b>761,519</b>	619,993	38,389	31,753	<b>690,135</b>	57,466	5,948	7,970	<b>71,384</b>
Change	88,756	7,559	709	<b>97,024</b>	92,286	9,052	-35	<b>101,303</b>	-3,530	-1,493	744	<b>-4,279</b>
Change, %	15.1%	20.6%	1.8%	<b>14.6%</b>	17.5%	30.9%	-0.1%	<b>17.2%</b>	-5.8%	-20.1%	10.3%	<b>-5.7%</b>



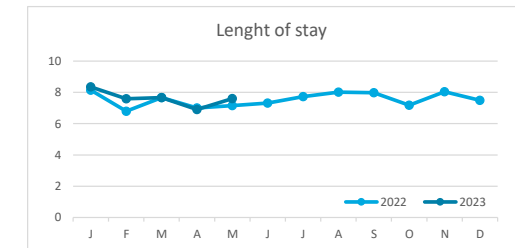
### BEDNIGHTS

	TOTAL				Breakdown by accommodation type							
					Hotels				Apartments			
	Abroad	Mainland	Canary Islands	Total	Abroad	Mainland	Canary Islands	Total	Abroad	Mainland	Canary Islands	Total
Jan - May 22	4,553,893	163,756	129,339	<b>4,846,988</b>	3,983,527	129,425	102,117	<b>4,215,069</b>	570,366	34,331	27,222	<b>631,919</b>
Jan - May 23	5,426,523	200,842	158,993	<b>5,786,358</b>	4,846,512	174,354	122,992	<b>5,143,858</b>	580,011	26,488	36,001	<b>642,500</b>
Change	872,630	37,086	29,654	<b>939,370</b>	862,985	44,929	20,875	<b>928,789</b>	9,645	-7,843	8,779	<b>10,581</b>
Change, %	19.2%	22.6%	22.9%	<b>19.4%</b>	21.7%	34.7%	20.4%	<b>22.0%</b>	1.7%	-22.8%	32.2%	<b>1.7%</b>

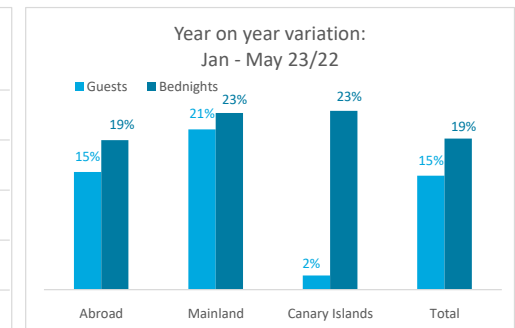
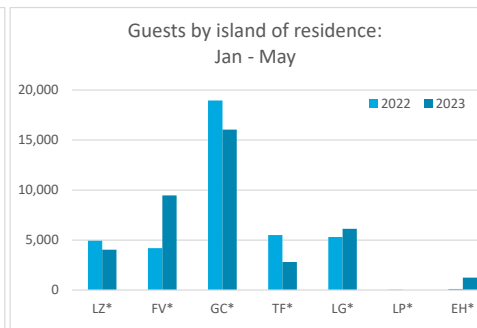
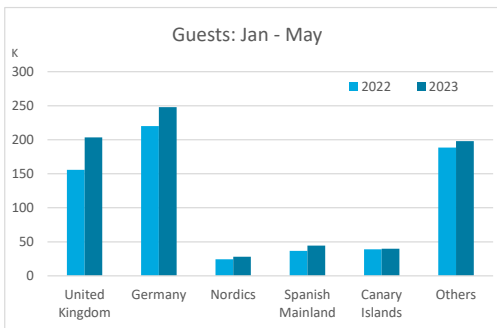


### LENGHT OF STAY

	TOTAL				Breakdown by accommodation type							
					Hotels				Apartments			
	Abroad	Mainland	Canary Islands	Total	Abroad	Mainland	Canary Islands	Total	Abroad	Mainland	Canary Islands	Total
Jan - May 22	7.7	4.5	3.3	<b>7.3</b>	7.5	4.4	3.2	<b>7.2</b>	9.4	4.6	3.8	<b>8.4</b>
Jan - May 23	8.0	4.5	4.0	<b>7.6</b>	7.8	4.5	3.9	<b>7.5</b>	10.1	4.5	4.5	<b>9.0</b>
Change	0.3	0.1	0.7	<b>0.3</b>	0.3	0.1	0.7	<b>0.3</b>	0.7	-0.2	0.7	<b>0.6</b>



### GUESTS AND BEDNIGHTS BY PLACE OF RESIDENCE

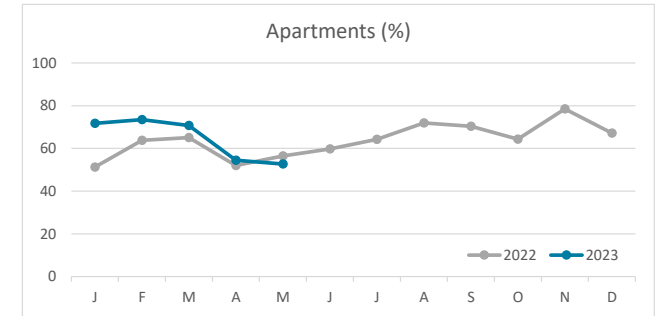
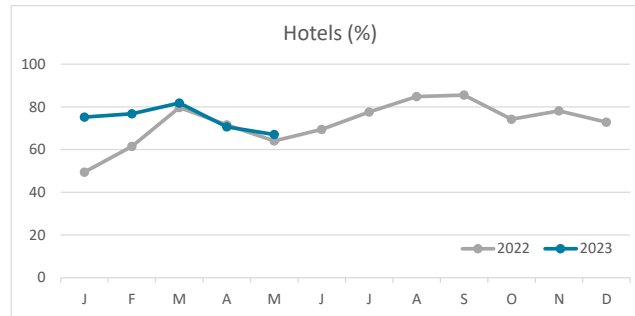
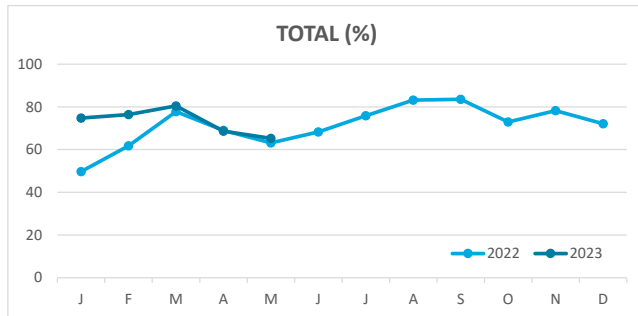


Note: LZ\* (Lanzarote), FV\* (Fuerteventura), GC\* (Gran Canaria), TF\* (Tenerife), LG\* (La Gomera), LP\* (La Palma) and EH\* (El Hierro).

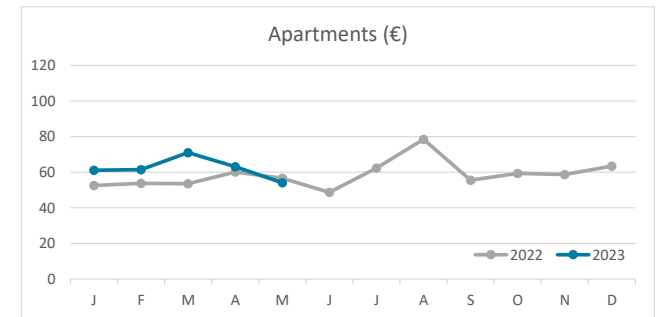
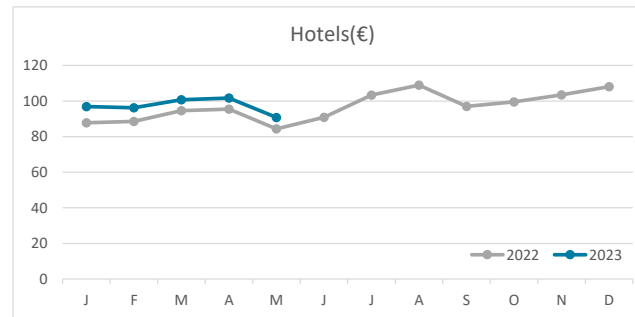
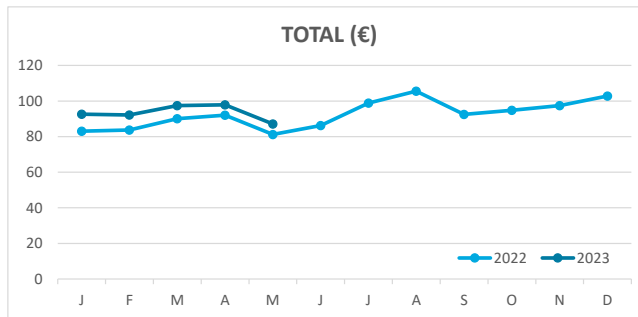
# Main tourist accommodation indicators FUERTEVENTURA (January - May 2023)



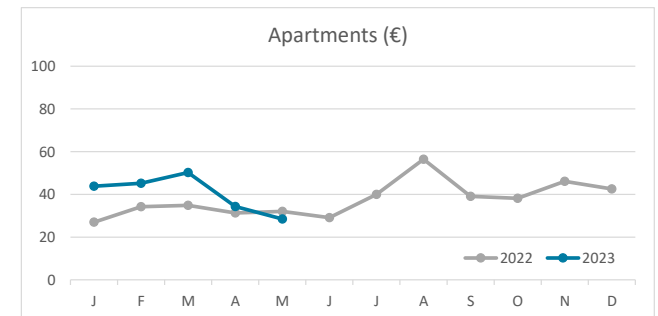
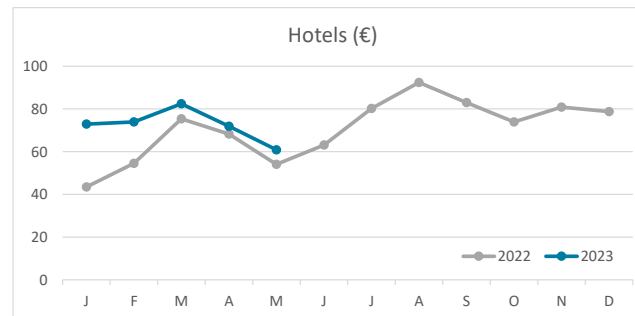
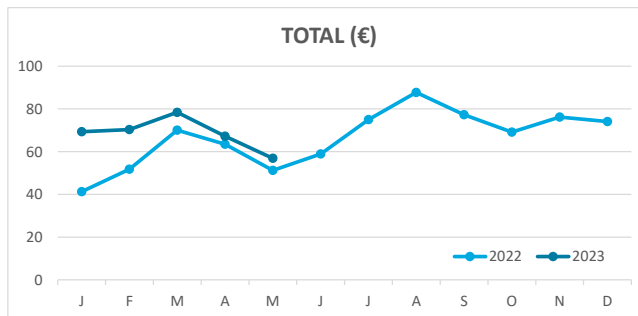
## OCCUPANCY RATE PER ROOM / APARTMENT



## ADR (Average Daily Rate)



## REVPAR (Revenue Per Available Room)



Note: "Guests indicator" refers to number of guests checking in as new arrivals.  
Source: Encuestas de Alojamiento Turístico (ISTAC)