

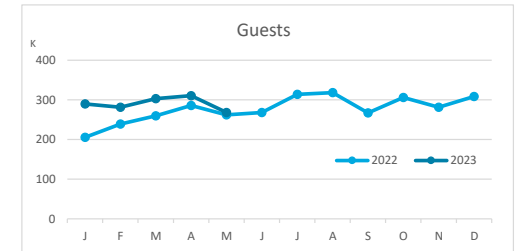
Main tourist accommodation indicators

GRAN CANARIA (January - May 2023)



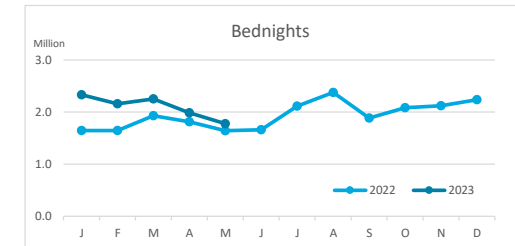
GUESTS BY ACCOMMODATION TYPE (*)

	Breakdown by accommodation type											
	TOTAL				Hotels				Apartments			
	Abroad	Mainland	Canary Islands	Total	Abroad	Mainland	Canary Islands	Total	Abroad	Mainland	Canary Islands	Total
Jan - May 22	963,293	123,406	165,845	1,252,544	749,999	113,037	121,595	984,631	213,294	10,369	44,250	267,913
Jan - May 23	1,161,377	127,867	164,357	1,453,601	892,000	113,914	112,448	1,118,362	269,377	13,953	51,909	335,239
Change	198,084	4,461	-1,488	201,057	142,001	877	-9,147	133,731	56,083	3,584	7,659	67,326
Change, %	20.6%	3.6%	-0.9%	16.1%	18.9%	0.8%	-7.5%	13.6%	26.3%	34.6%	17.3%	25.1%



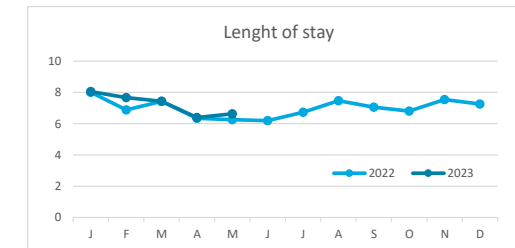
BEDNIGHTS

	Breakdown by accommodation type											
	TOTAL				Hotels				Apartments			
	Abroad	Mainland	Canary Islands	Total	Abroad	Mainland	Canary Islands	Total	Abroad	Mainland	Canary Islands	Total
Jan - May 22	7,692,826	484,160	497,503	8,674,489	5,591,117	432,882	322,892	6,346,891	2,101,709	51,278	174,611	2,327,598
Jan - May 23	9,495,899	489,325	522,467	10,507,691	6,698,054	428,256	316,325	7,442,635	2,797,845	61,069	206,142	3,065,056
Change	1,803,073	5,165	24,964	1,833,202	1,106,937	-4,626	-6,567	1,095,744	696,136	9,791	31,531	737,458
Change, %	23.4%	1.1%	5.0%	21.1%	19.8%	-1.1%	-2.0%	17.3%	33.1%	19.1%	18.1%	31.7%

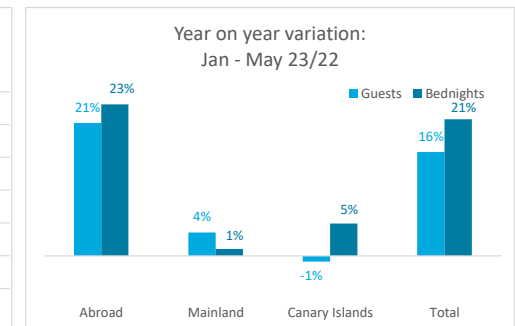
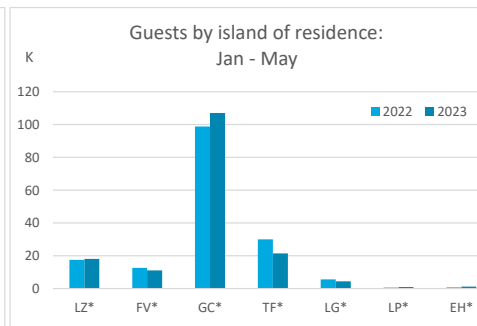
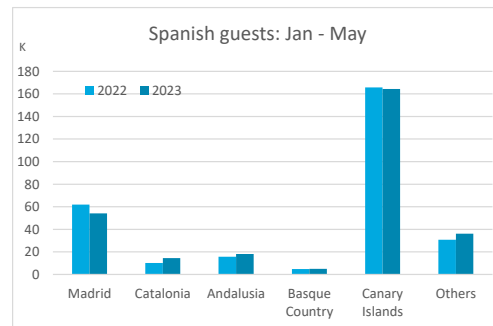
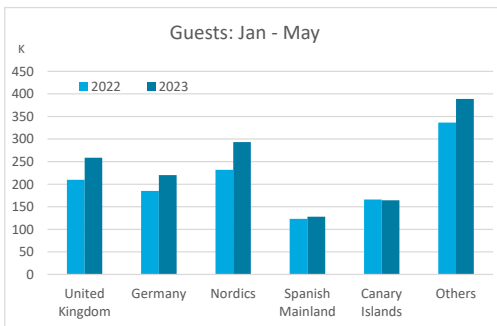


LENGHT OF STAY

	Breakdown by accommodation type											
	TOTAL				Hotels				Apartments			
	Abroad	Mainland	Canary Islands	Total	Abroad	Mainland	Canary Islands	Total	Abroad	Mainland	Canary Islands	Total
Jan - May 22	8.0	3.9	3.0	6.9	7.5	3.8	2.7	6.4	9.9	4.9	3.9	8.7
Jan - May 23	8.2	3.8	3.2	7.2	7.5	3.8	2.8	6.7	10.4	4.4	4.0	9.1
Change	0.2	-0.1	0.2	0.3	0.1	-0.1	0.2	0.2	0.5	-0.6	0.0	0.5



GUESTS AND BEDNIGHTS BY PLACE OF RESIDENCE

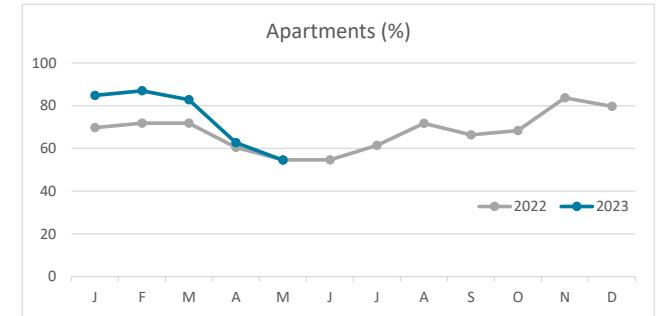
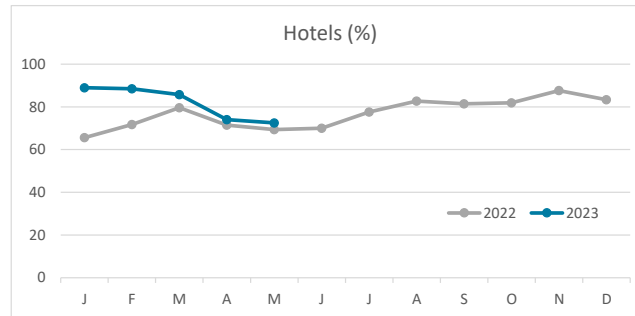
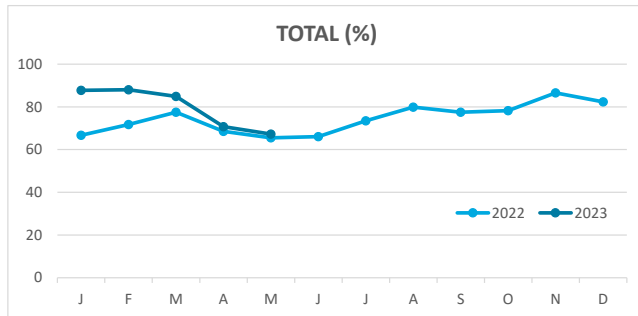


Note: LZ* (Lanzarote), FV* (Fuerteventura), GC* (Gran Canaria), TF* (Tenerife), LG* (La Gomera), LP* (La Palma) and EH* (El Hierro).

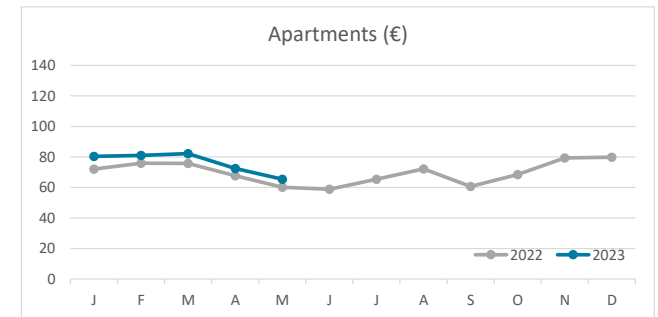
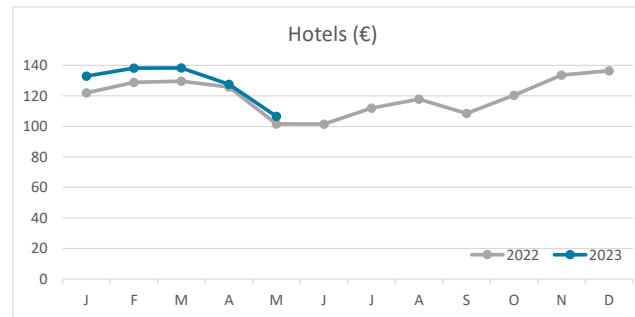
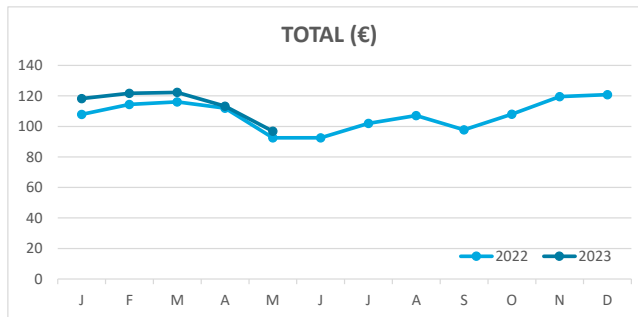
Main tourist accommodation indicators GRAN CANARIA (January - May 2023)



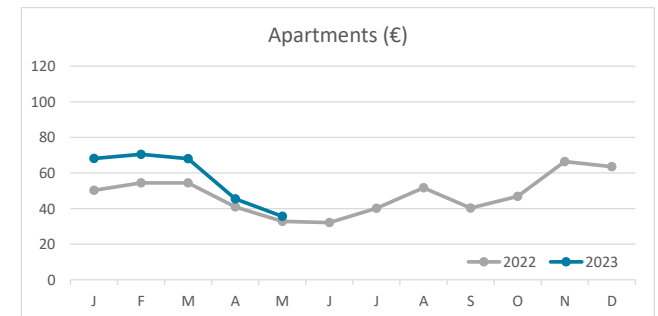
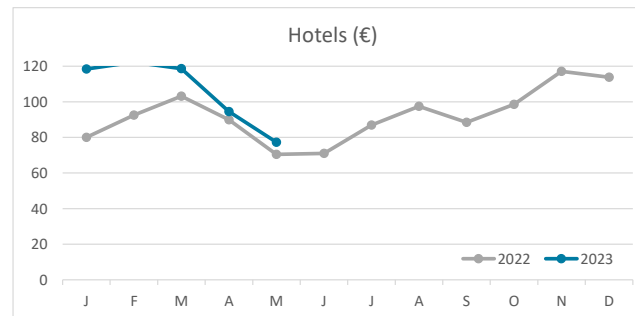
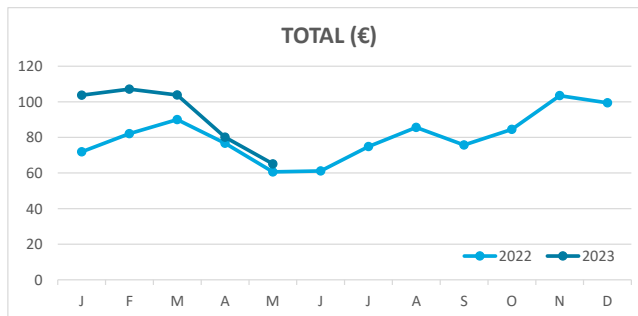
OCCUPANCY RATE PER ROOM / APARTMENT



ADR (Average Daily Rate)



REVPAR (Revenue Per Available Room)



Note: "Guests indicator" refers to number of guests checking in as new arrivals.
Source: Encuestas de Alojamiento Turístico (ISTAC)