

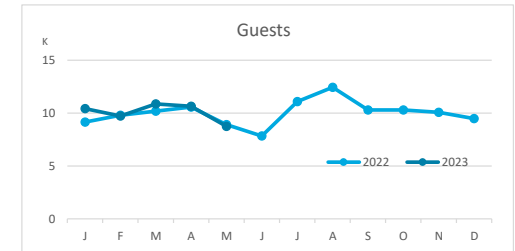
Main tourist accommodation indicators

LA GOMERA (January - May 2023)



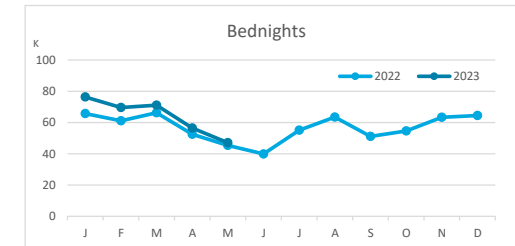
GUESTS BY ACCOMMODATION TYPE (*)

	TOTAL				Breakdown by accommodation type							
					Hotels				Apartments			
	Abroad	Mainland	Canary Islands	Total	Abroad	Mainland	Canary Islands	Total	Abroad	Mainland	Canary Islands	Total
Jan - May 22	31,616	1,712	15,307	48,635	20,454	1,282	10,280	32,016	11,162	430	5,027	16,619
Jan - May 23	33,703	1,587	15,128	50,418	22,278	1,268	11,431	34,977	11,425	319	3,697	15,441
Change	2,087	-125	-179	1,783	1,824	-14	1,151	2,961	263	-111	-1,330	-1,178
Change, %	6.6%	-7.3%	-1.2%	3.7%	8.9%	-1.1%	11.2%	9.2%	2.4%	-25.8%	-26.5%	-7.1%



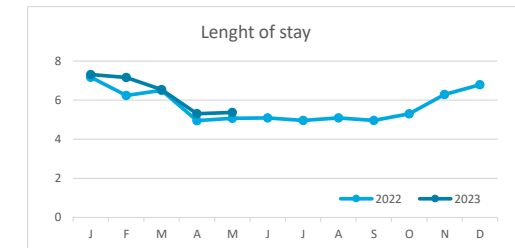
BEDNIGHTS

	TOTAL				Breakdown by accommodation type							
					Hotels				Apartments			
	Abroad	Mainland	Canary Islands	Total	Abroad	Mainland	Canary Islands	Total	Abroad	Mainland	Canary Islands	Total
Jan - May 22	247,352	5,160	38,252	290,764	129,969	3,826	22,844	156,639	117,383	1,334	15,408	134,125
Jan - May 23	271,829	5,086	43,624	320,539	144,176	4,226	27,346	175,748	127,653	860	16,278	144,791
Change	24,477	-74	5,372	29,775	14,207	400	4,502	19,109	10,270	-474	870	10,666
Change, %	9.9%	-1.4%	14.0%	10.2%	10.9%	10.5%	19.7%	12.2%	8.7%	-35.5%	5.6%	8.0%

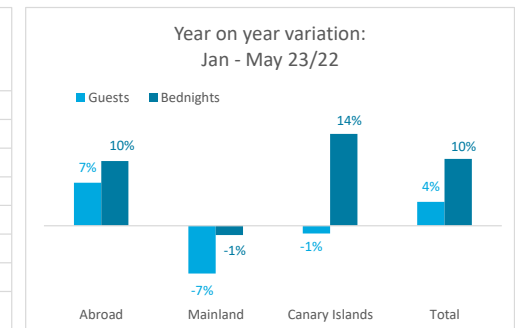
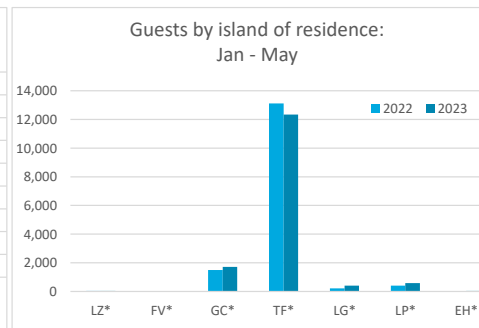
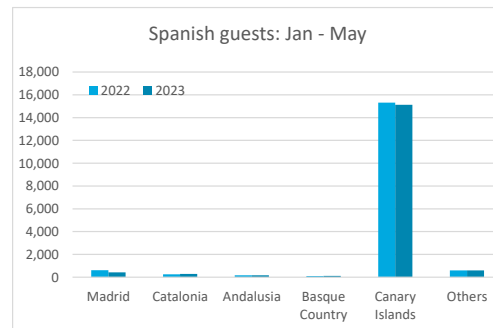
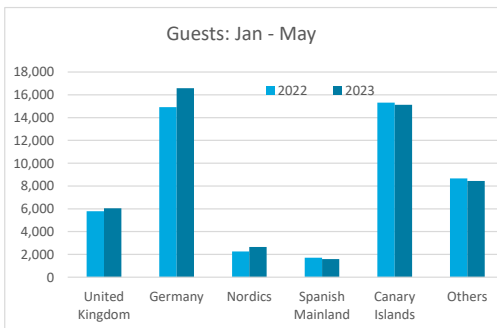


LENGHT OF STAY

	TOTAL				Breakdown by accommodation type							
					Hotels				Apartments			
	Abroad	Mainland	Canary Islands	Total	Abroad	Mainland	Canary Islands	Total	Abroad	Mainland	Canary Islands	Total
Jan - May 22	7.8	3.0	2.5	6.0	6.4	3.0	2.2	4.9	10.5	3.1	3.1	8.1
Jan - May 23	8.1	3.2	2.9	6.4	6.5	3.3	2.4	5.0	11.2	2.7	4.4	9.4
Change	0.2	0.2	0.4	0.4	0.1	0.3	0.2	0.1	0.7	-0.4	1.3	1.3




GUESTS AND BEDNIGHTS BY PLACE OF RESIDENCE

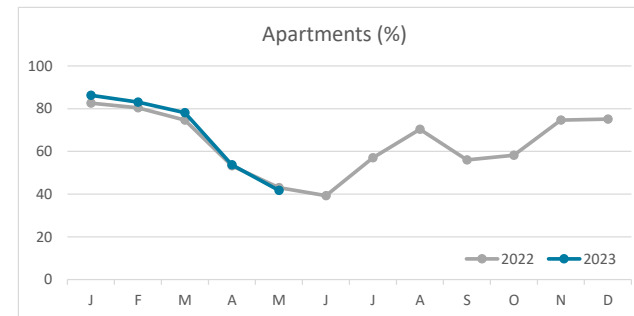
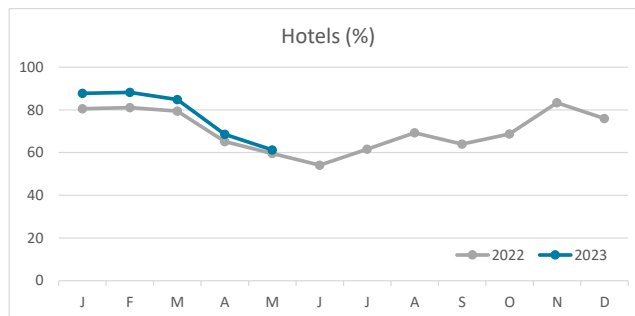
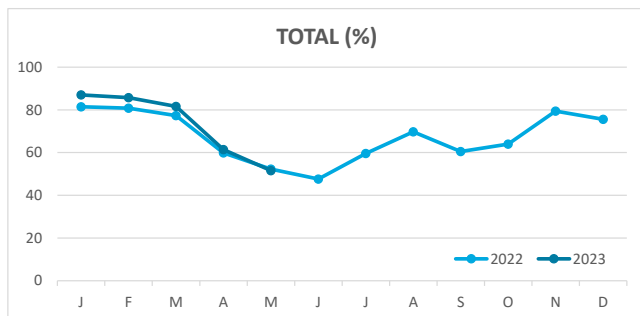


Note: LZ* (Lanzarote), FV* (Fuerteventura), GC* (Gran Canaria), TF* (Tenerife), LG* (La Gomera), LP* (La Palma) and EH* (El Hierro).

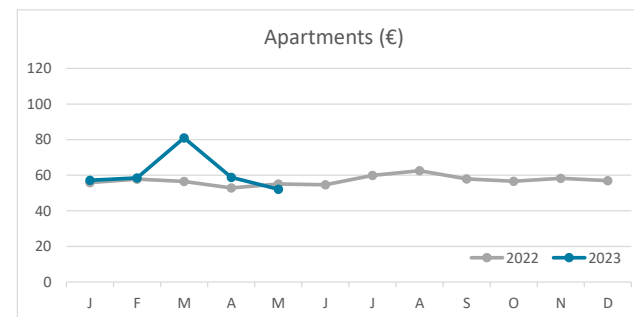
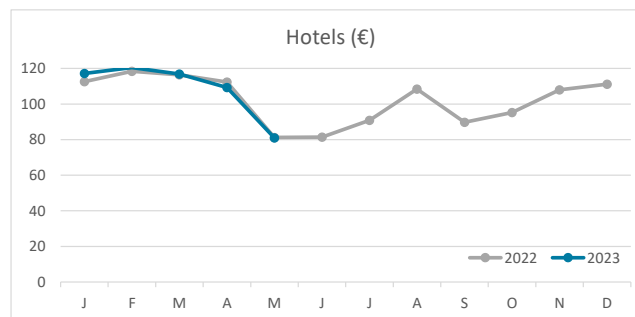
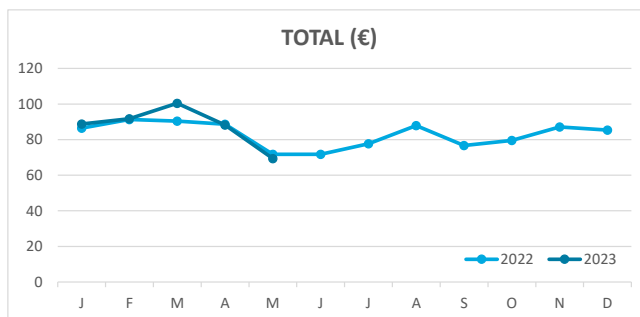
Main tourist accommodation indicators LA GOMERA (January - May 2023)



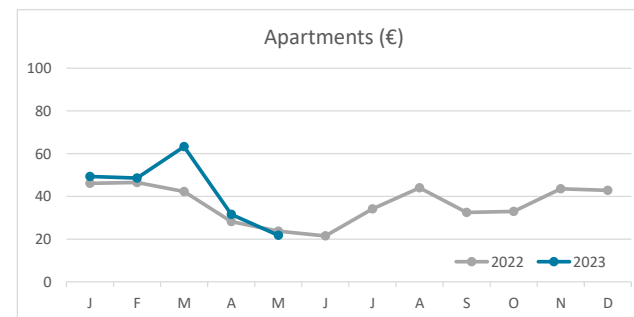
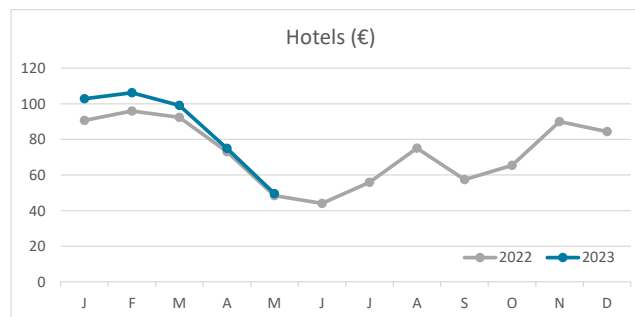
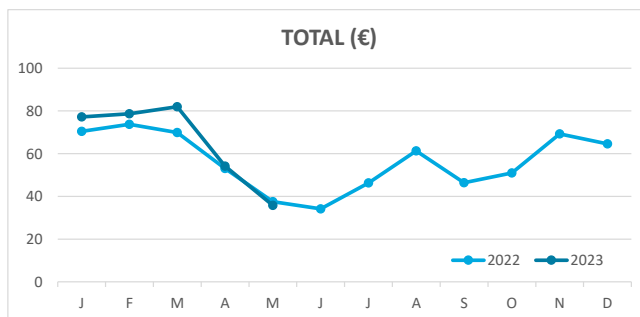
OCCUPANCY RATE PER ROOM / APARTMENT



ADR (Average Daily Rate)



REVPAR (Revenue Per Available Room)



Note: "Guests indicator" refers to number of guests checking in as new arrivals.
Source: Encuestas de Alojamiento Turístico (ISTAC)