

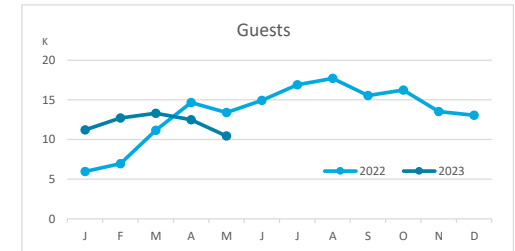
Main tourist accommodation indicators

LA PALMA (January - May 2023)



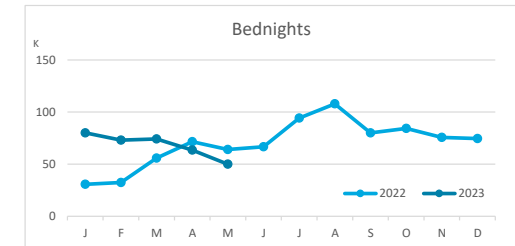
GUESTS BY ACCOMMODATION TYPE (*)

	Breakdown by accommodation type											
	TOTAL				Hotels				Apartments			
	Abroad	Mainland	Canary Islands	Total	Abroad	Mainland	Canary Islands	Total	Abroad	Mainland	Canary Islands	Total
Jan - May 22	19,059	20,055	13,065	52,179	12,016	15,458	6,780	34,254	7,043	4,597	6,285	17,925
Jan - May 23	32,149	15,565	12,452	60,166	24,403	13,691	7,330	45,424	7,746	1,874	5,122	14,742
Change	13,090	-4,490	-613	7,987	12,387	-1,767	550	11,170	703	-2,723	-1,163	-3,183
Change, %	68.7%	-22.4%	-4.7%	15.3%	103.1%	-11.4%	8.1%	32.6%	10.0%	-59.2%	-18.5%	-17.8%



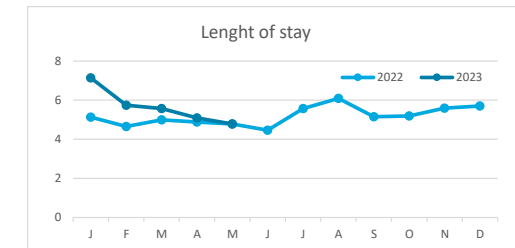
BEDNIGHTS

	Breakdown by accommodation type											
	TOTAL				Hotels				Apartments			
	Abroad	Mainland	Canary Islands	Total	Abroad	Mainland	Canary Islands	Total	Abroad	Mainland	Canary Islands	Total
Jan - May 22	122,881	79,369	52,392	254,642	73,210	60,702	29,780	163,692	49,671	18,667	22,612	90,950
Jan - May 23	241,181	56,818	42,810	340,809	161,768	47,540	24,208	233,516	79,413	9,278	18,602	107,293
Change	118,300	-22,551	-9,582	86,167	88,558	-13,162	-5,572	69,824	29,742	-9,389	-4,010	16,343
Change, %	96.3%	-28.4%	-18.3%	33.8%	121.0%	-21.7%	-18.7%	42.7%	59.9%	-50.3%	-17.7%	18.0%

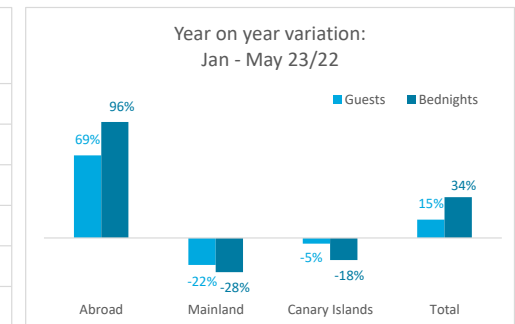
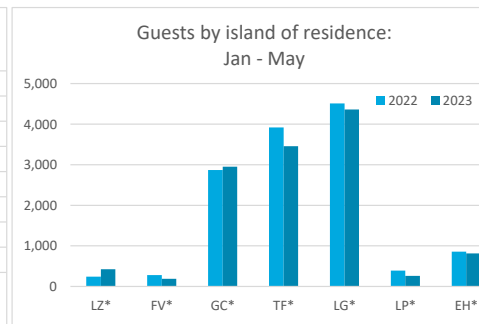
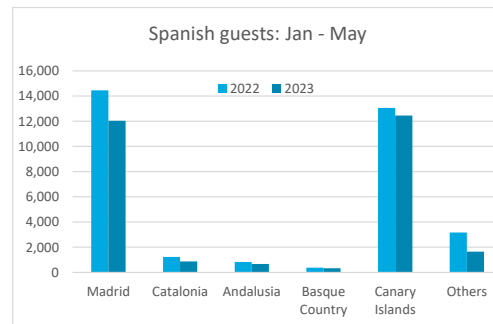
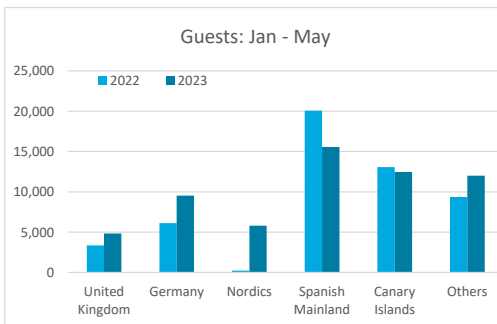


LENGHT OF STAY

	Breakdown by accommodation type											
	TOTAL				Hotels				Apartments			
	Abroad	Mainland	Canary Islands	Total	Abroad	Mainland	Canary Islands	Total	Abroad	Mainland	Canary Islands	Total
Jan - May 22	6.4	4.0	4.0	4.9	6.1	3.9	4.4	4.8	7.1	4.1	3.6	5.1
Jan - May 23	7.5	3.7	3.4	5.7	6.6	3.5	3.3	5.1	10.3	5.0	3.6	7.3
Change	1.1	-0.3	-0.6	0.8	0.5	-0.5	-1.1	0.4	3.2	0.9	0.0	2.2



GUESTS AND BEDNIGHTS BY PLACE OF RESIDENCE

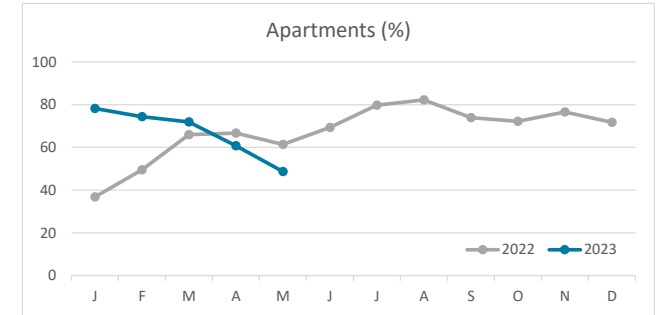
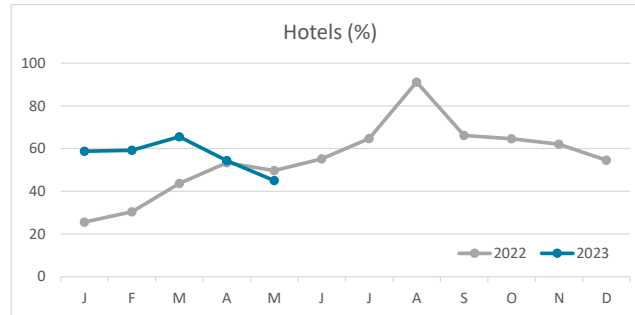
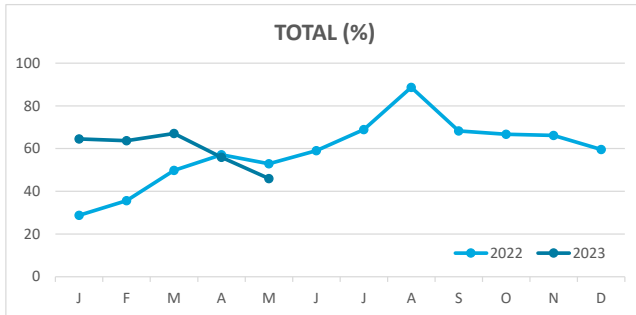


Note: LZ* (Lanzarote), FV* (Fuerteventura), GC* (Gran Canaria), TF* (Tenerife), LG* (La Gomera), LP* (La Palma) and EH* (El Hierro).

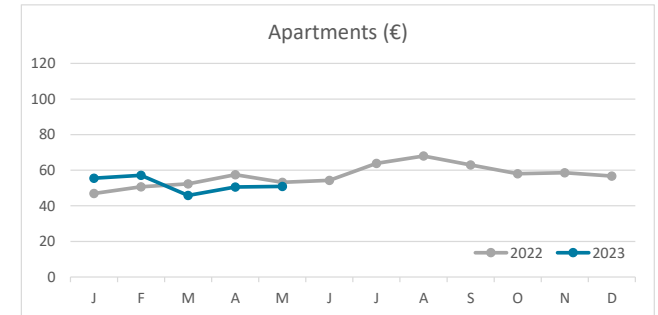
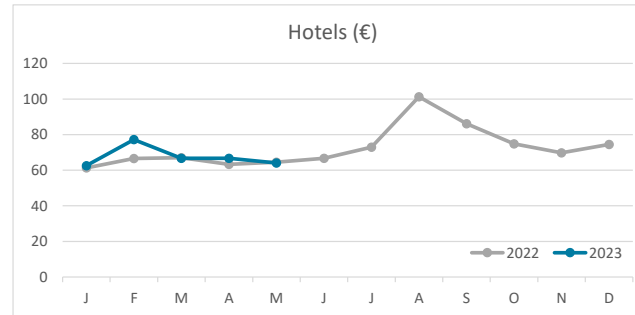
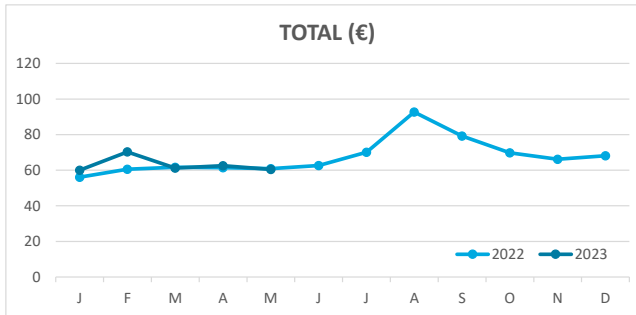
Main tourist accommodation indicators LA PALMA (January - May 2023)



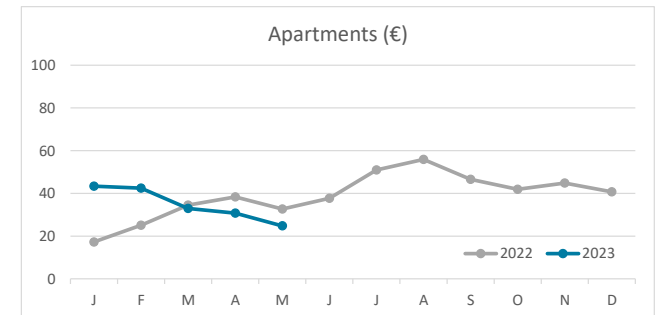
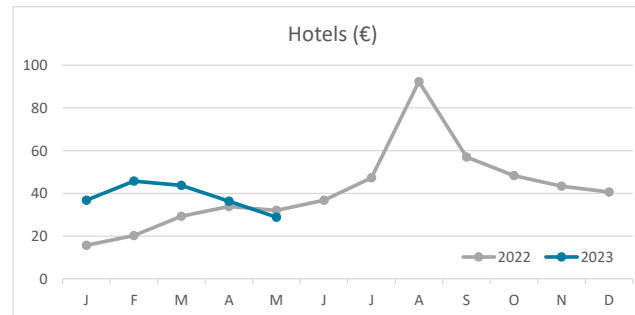
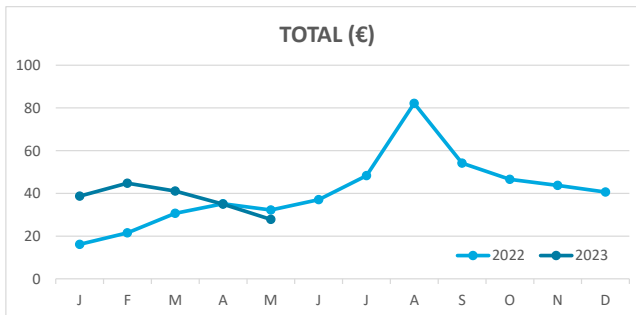
OCCUPANCY RATE PER ROOM / APARTMENT



ADR (Average Daily Rate)



REVPAR (Revenue Per Available Room)



Note: "Guests indicator" refers to number of guests checking in as new arrivals.
Source: Encuestas de Alojamiento Turístico (ISTAC)