

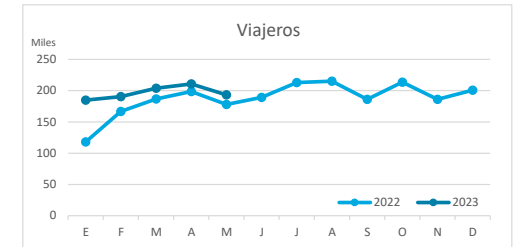
# Principales indicadores de alojamiento turístico

## LANZAROTE (hasta mayo de 2023)



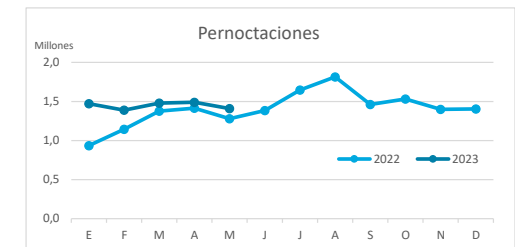
### VIAJEROS EN ALOJAMIENTO TURÍSTICO

	TOTAL				Detalle según tipo de alojamiento							
					Hotelero				Extrahotelero			
	Extranjeros	Peninsulares	Canarios	Total	Extranjeros	Peninsulares	Canarios	Total	Extranjeros	Peninsulares	Canarios	Total
ene-may22	730.438	78.662	38.883	<b>847.983</b>	519.905	65.786	23.755	<b>609.446</b>	210.533	12.876	15.128	<b>238.537</b>
ene-may23	858.726	87.474	37.002	<b>983.202</b>	608.436	72.409	21.568	<b>702.413</b>	250.290	15.065	15.434	<b>280.789</b>
Dif	128.288	8.812	-1.881	<b>135.219</b>	88.531	6.623	-2.187	<b>92.967</b>	39.757	2.189	306	<b>42.252</b>
Dif, %	17,6%	11,2%	-4,8%	<b>15,9%</b>	17,0%	10,1%	-9,2%	<b>15,3%</b>	18,9%	17,0%	2,0%	<b>17,7%</b>



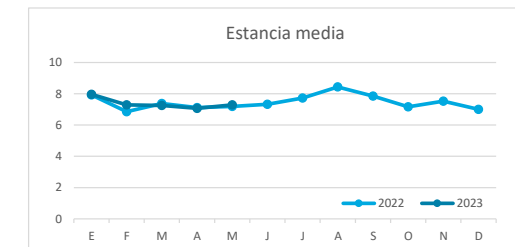
### PERNOCTACIONES

	TOTAL				Detalle según tipo de alojamiento							
					Hotelero				Extrahotelero			
	Extranjeros	Peninsulares	Canarios	Total	Extranjeros	Peninsulares	Canarios	Total	Extranjeros	Peninsulares	Canarios	Total
ene-may22	5.589.982	394.569	164.978	<b>6.149.529</b>	3.799.753	307.850	86.519	<b>4.194.122</b>	1.790.229	86.719	78.459	<b>1.955.407</b>
ene-may23	6.661.985	442.882	136.296	<b>7.241.163</b>	4.465.587	329.506	65.297	<b>4.860.390</b>	2.196.398	113.376	70.999	<b>2.380.773</b>
Dif	1.072.003	48.313	-28.682	<b>1.091.634</b>	665.834	21.656	-21.222	<b>666.268</b>	406.169	26.657	-7.460	<b>425.366</b>
Dif, %	19,2%	12,2%	-17,4%	<b>17,8%</b>	17,5%	7,0%	-24,5%	<b>15,9%</b>	22,7%	30,7%	-9,5%	<b>21,8%</b>

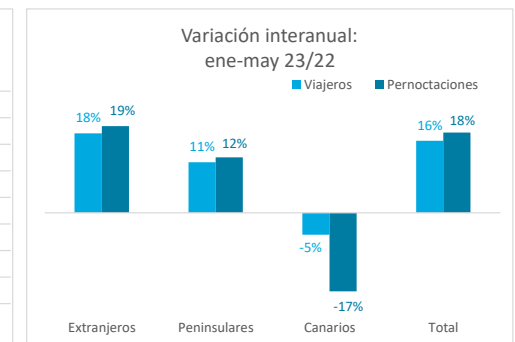
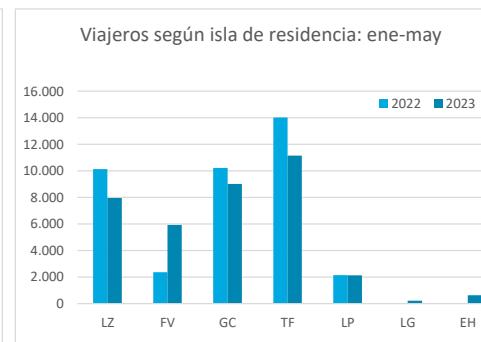
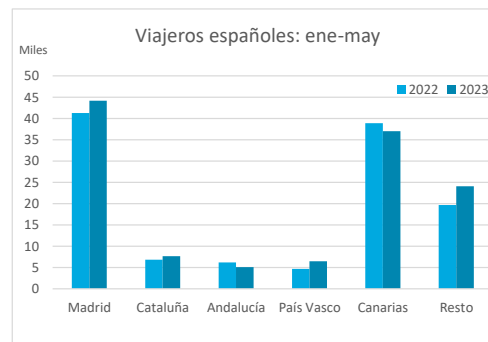
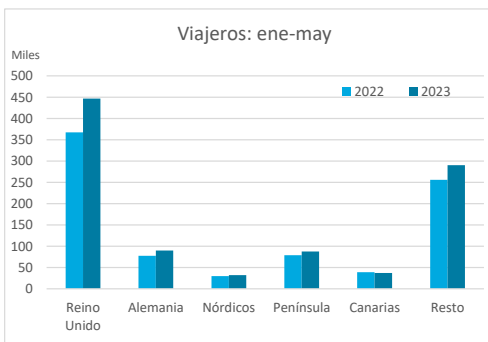


### ESTANCIA MEDIA

	TOTAL				Detalle según tipo de alojamiento							
					Hotelero				Extrahotelero			
	Extranjeros	Peninsulares	Canarios	Total	Extranjeros	Peninsulares	Canarios	Total	Extranjeros	Peninsulares	Canarios	Total
ene-may22	7,7	5,0	4,2	<b>7,3</b>	7,3	4,7	3,6	<b>6,9</b>	8,5	6,7	5,2	<b>8,2</b>
ene-may23	7,8	5,1	3,7	<b>7,4</b>	7,3	4,6	3,0	<b>6,9</b>	8,8	7,5	4,6	<b>8,5</b>
Dif	0,1	0,0	-0,6	<b>0,1</b>	0,0	-0,1	-0,6	<b>0,0</b>	0,3	0,8	-0,6	<b>0,3</b>

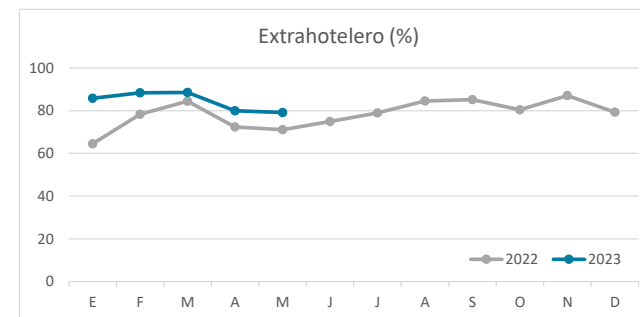
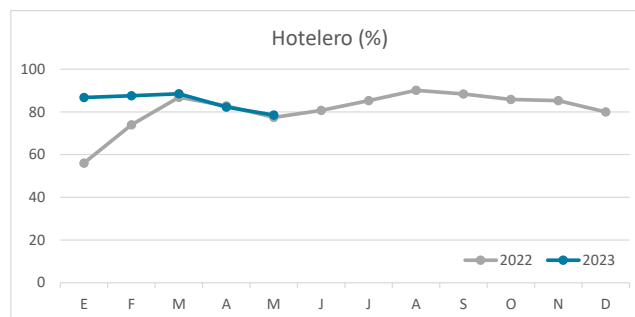
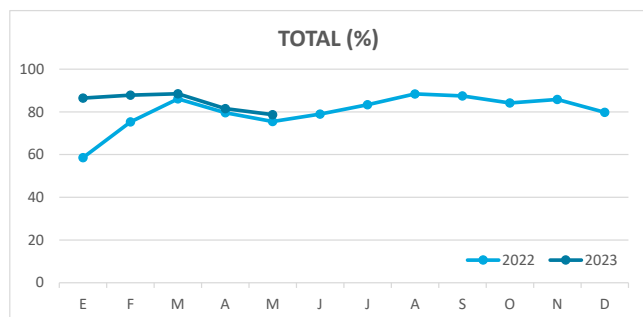


### DETALLE VIAJEROS Y PERNOCTACIONES SEGÚN LUGAR DE RESIDENCIA

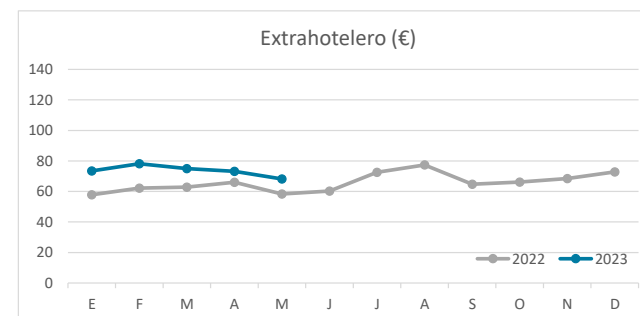
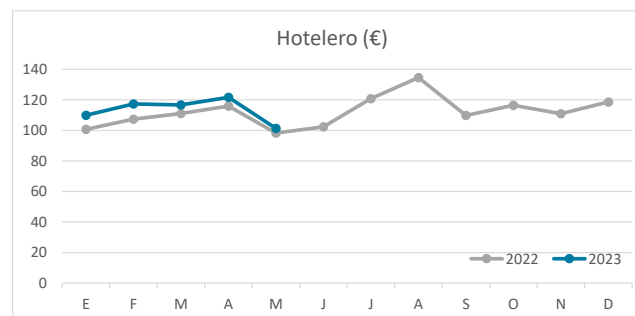
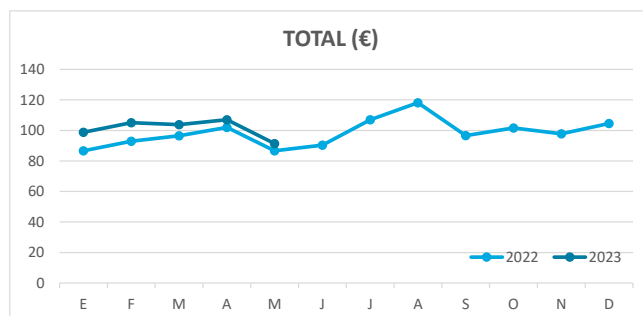


# Principales indicadores de alojamiento turístico LANZAROTE (hasta mayo de 2023)

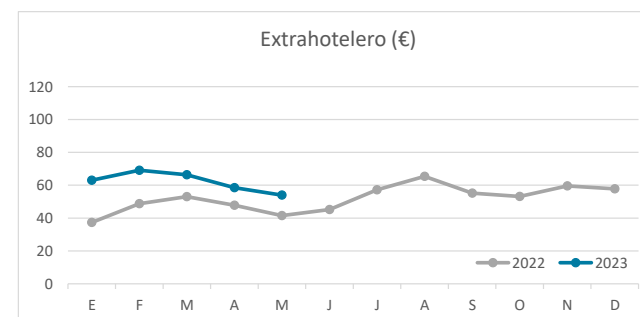
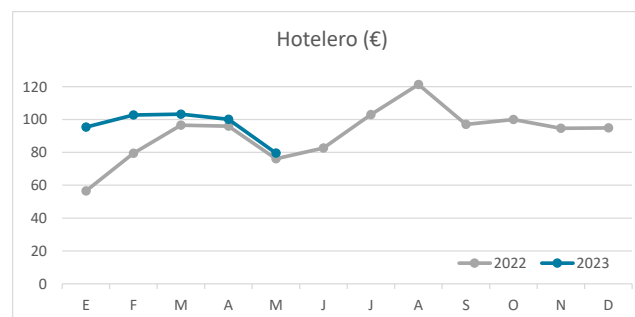
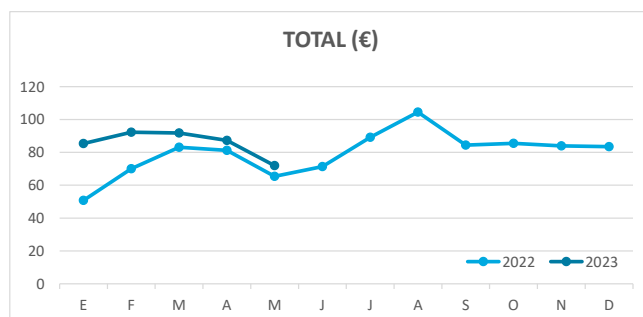
## ÍNDICE DE OCUPACIÓN POR HABITACIÓN / APARTAMENTO



## ADR (tarifa media diaria)



## REVPAR (ingreso por habitación/apartamento disponible)



Nota: el indicador de viajeros se refiere a viajeros entrados.

Fuente: Encuestas de Alojamiento Turístico (ISTAC)