

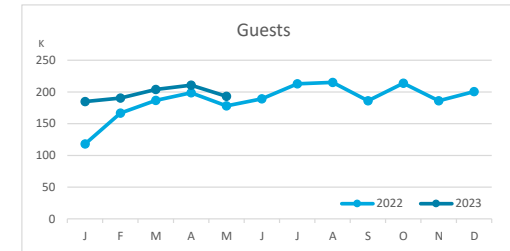
# Main tourist accommodation indicators

## LANZAROTE (January - May 2023)



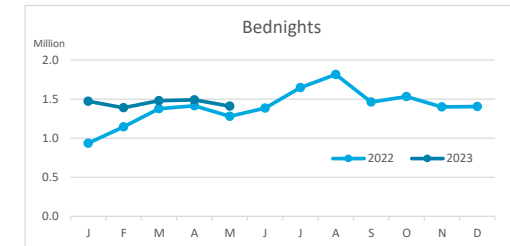
### GUESTS BY ACCOMMODATION TYPE (\*)

	Breakdown by accommodation type											
	TOTAL				Hotels				Apartments			
	Abroad	Mainland	Canary Islands	Total	Abroad	Mainland	Canary Islands	Total	Abroad	Mainland	Canary Islands	Total
Jan - May 22	730,438	78,662	38,883	<b>847,983</b>	519,905	65,786	23,755	<b>609,446</b>	210,533	12,876	15,128	<b>238,537</b>
Jan - May 23	858,726	87,474	37,002	<b>983,202</b>	608,436	72,409	21,568	<b>702,413</b>	250,290	15,065	15,434	<b>280,789</b>
Change	128,288	8,812	<b>-1,881</b>	<b>135,219</b>	88,531	6,623	<b>-2,187</b>	<b>92,967</b>	39,757	2,189	306	<b>42,252</b>
Change, %	17.6%	11.2%	<b>-4.8%</b>	<b>15.9%</b>	17.0%	10.1%	<b>-9.2%</b>	<b>15.3%</b>	18.9%	17.0%	2.0%	<b>17.7%</b>



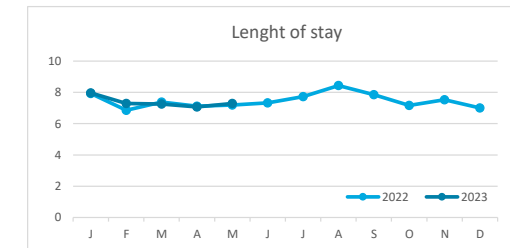
### BEDNIGHTS

	Breakdown by accommodation type											
	TOTAL				Hotels				Apartments			
	Abroad	Mainland	Canary Islands	Total	Abroad	Mainland	Canary Islands	Total	Abroad	Mainland	Canary Islands	Total
Jan - May 22	5,589,982	394,569	164,978	<b>6,149,529</b>	3,799,753	307,850	86,519	<b>4,194,122</b>	1,790,229	86,719	78,459	<b>1,955,407</b>
Jan - May 23	6,661,985	442,882	136,296	<b>7,241,163</b>	4,465,587	329,506	65,297	<b>4,860,390</b>	2,196,398	113,376	70,999	<b>2,380,773</b>
Change	1,072,003	48,313	<b>-28,682</b>	<b>1,091,634</b>	665,834	21,656	<b>-21,222</b>	<b>666,268</b>	406,169	26,657	<b>-7,460</b>	<b>425,366</b>
Change, %	19.2%	12.2%	<b>-17.4%</b>	<b>17.8%</b>	17.5%	7.0%	<b>-24.5%</b>	<b>15.9%</b>	22.7%	30.7%	<b>-9.5%</b>	<b>21.8%</b>

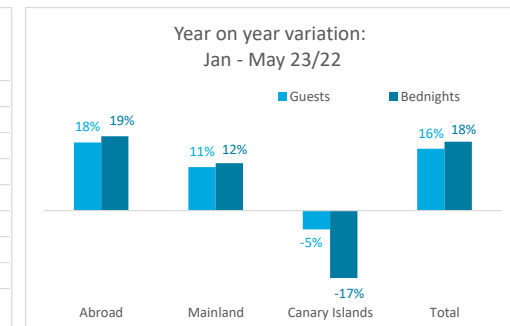
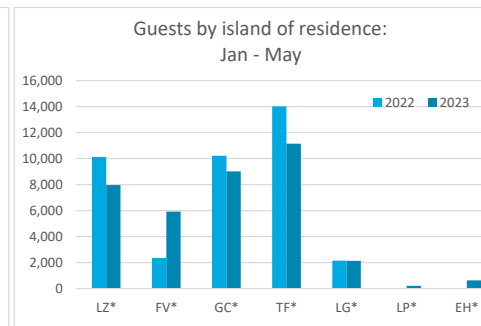
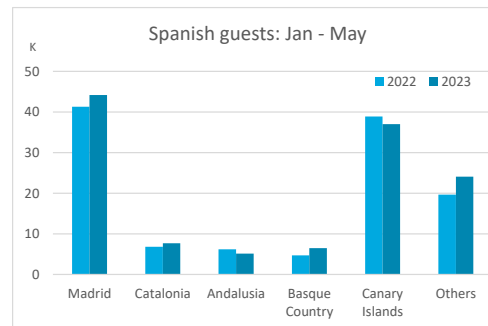
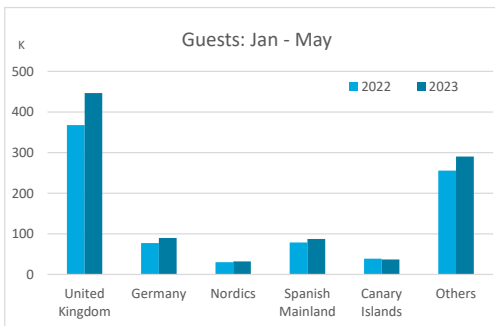


### LENGHT OF STAY

	Breakdown by accommodation type											
	TOTAL				Hotels				Apartments			
	Abroad	Mainland	Canary Islands	Total	Abroad	Mainland	Canary Islands	Total	Abroad	Mainland	Canary Islands	Total
Jan - May 22	7.7	5.0	4.2	<b>7.3</b>	7.3	4.7	3.6	<b>6.9</b>	8.5	6.7	5.2	<b>8.2</b>
Jan - May 23	7.8	5.1	3.7	<b>7.4</b>	7.3	4.6	3.0	<b>6.9</b>	8.8	7.5	4.6	<b>8.5</b>
Change	0.1	0.0	<b>-0.6</b>	<b>0.1</b>	0.0	<b>-0.1</b>	<b>-0.6</b>	<b>0.0</b>	0.3	0.8	<b>-0.6</b>	<b>0.3</b>



### GUESTS AND BEDNIGHTS BY PLACE OF RESIDENCE



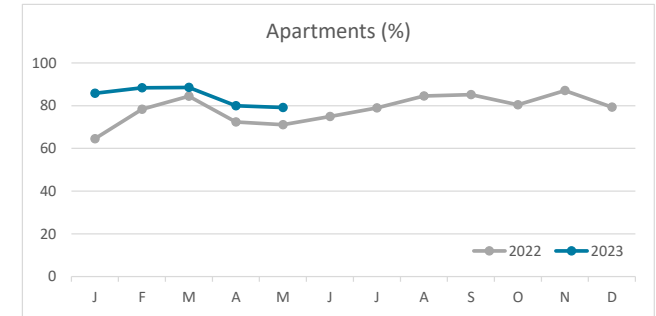
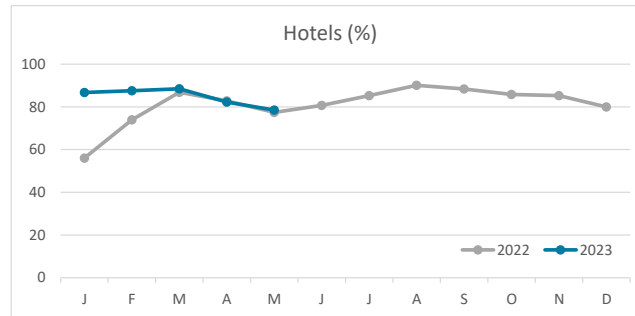
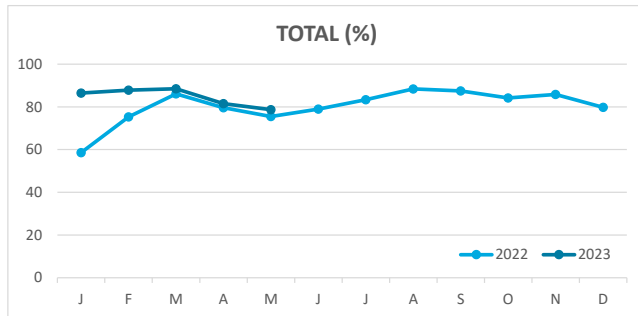
Note: LZ\* (Lanzarote), FV\* (Fuerteventura), GC\* (Gran Canaria), TF\* (Tenerife), LG\* (La Gomera), LP\* (La Palma) and EH\* (El Hierro).

# Main tourist accommodation indicators

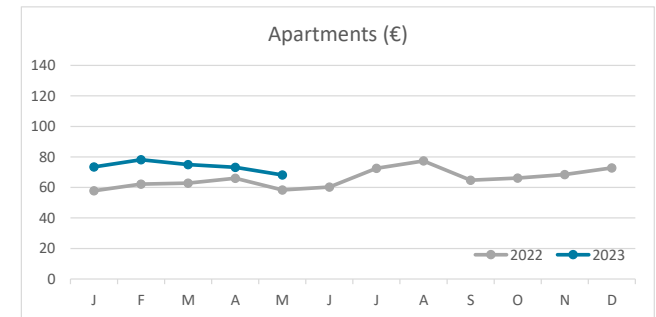
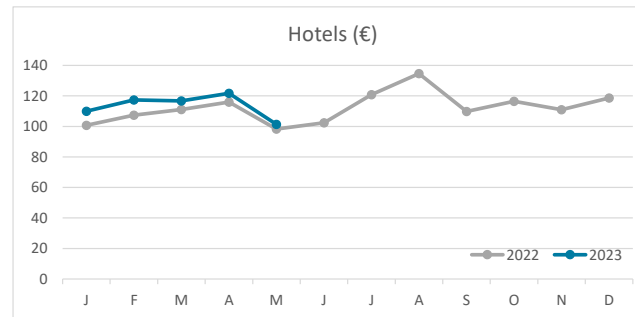
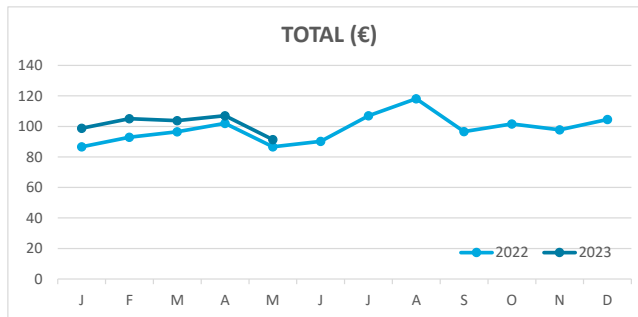
## LANZAROTE (January - May 2023)



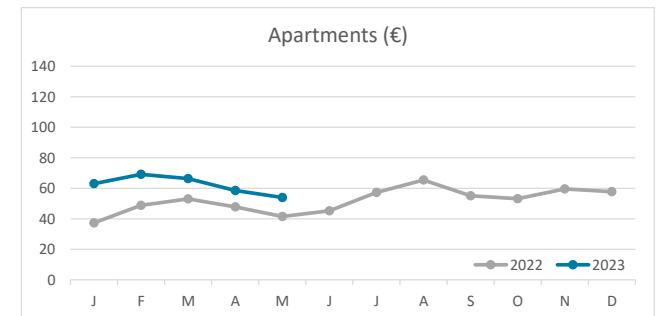
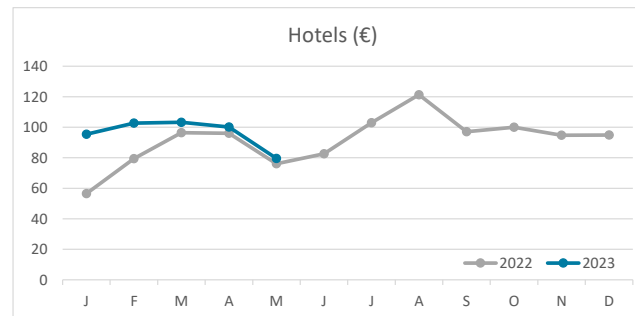
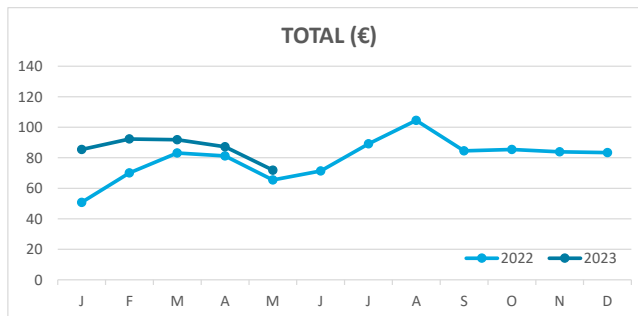
### OCCUPANCY RATE PER ROOM / APARTMENT



### ADR (Average Daily Rate)



### REVPAR (Revenue Per Available Room)



Note: "Guests indicator" refers to number of guests checking in as new arrivals.  
Source: Encuestas de Alojamiento Turístico (ISTAC)