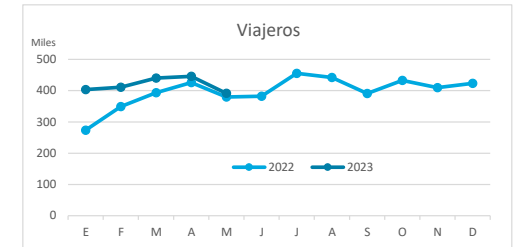


Principales indicadores de alojamiento turístico TENERIFE (hasta mayo de 2023)



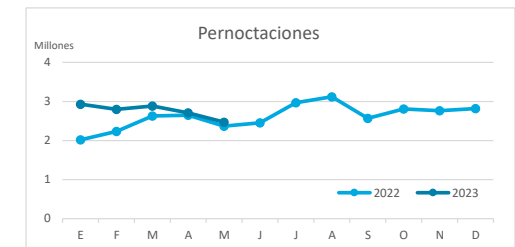
VIAJEROS EN ALOJAMIENTO TURÍSTICO

| | Detalle según tipo de alojamiento | | | | | | | | | | | |
|-----------|-----------------------------------|--------------|----------|------------------|-------------|--------------|----------|------------------|---------------|--------------|----------|----------------|
| | TOTAL | | | | Hotelero | | | | Extrahotelero | | | |
| | Extranjeros | Peninsulares | Canarios | Total | Extranjeros | Peninsulares | Canarios | Total | Extranjeros | Peninsulares | Canarios | Total |
| ene-may22 | 1.475.694 | 196.651 | 149.185 | 1.821.530 | 1.150.393 | 177.276 | 122.007 | 1.449.676 | 325.301 | 19.375 | 27.178 | 371.854 |
| ene-may23 | 1.723.216 | 222.242 | 146.637 | 2.092.095 | 1.336.036 | 199.652 | 118.736 | 1.654.424 | 387.180 | 22.590 | 27.901 | 437.671 |
| Dif | 247.522 | 25.591 | -2.548 | 270.565 | 185.643 | 22.376 | -3.271 | 204.748 | 61.879 | 3.215 | 723 | 65.817 |
| Dif, % | 16,8% | 13,0% | -1,7% | 14,9% | 16,1% | 12,6% | -2,7% | 14,1% | 19,0% | 16,6% | 2,7% | 17,7% |



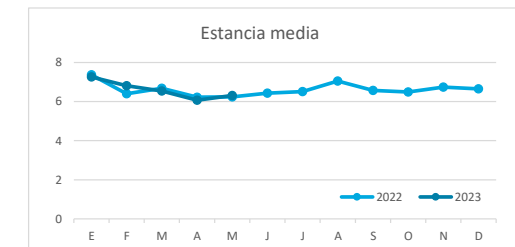
PERNOCTACIONES

| | Detalle según tipo de alojamiento | | | | | | | | | | | |
|-----------|-----------------------------------|--------------|----------|-------------------|-------------|--------------|----------|-------------------|---------------|--------------|----------|------------------|
| | TOTAL | | | | Hotelero | | | | Extrahotelero | | | |
| | Extranjeros | Peninsulares | Canarios | Total | Extranjeros | Peninsulares | Canarios | Total | Extranjeros | Peninsulares | Canarios | Total |
| ene-may22 | 10.559.472 | 949.435 | 394.865 | 11.903.772 | 7.981.149 | 844.246 | 305.605 | 9.131.000 | 2.578.323 | 105.189 | 89.260 | 2.772.772 |
| ene-may23 | 12.321.990 | 1.027.683 | 439.574 | 13.789.247 | 9.239.946 | 920.295 | 343.783 | 10.504.024 | 3.082.044 | 107.388 | 95.791 | 3.285.223 |
| Dif | 1.762.518 | 78.248 | 44.709 | 1.885.475 | 1.258.797 | 76.049 | 38.178 | 1.373.024 | 503.721 | 2.199 | 6.531 | 512.451 |
| Dif, % | 16,7% | 8,2% | 11,3% | 15,8% | 15,8% | 9,0% | 12,5% | 15,0% | 19,5% | 2,1% | 7,3% | 18,5% |

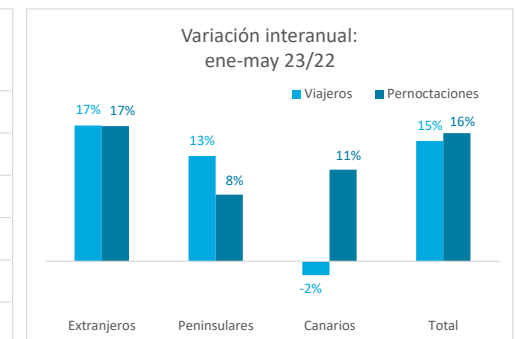
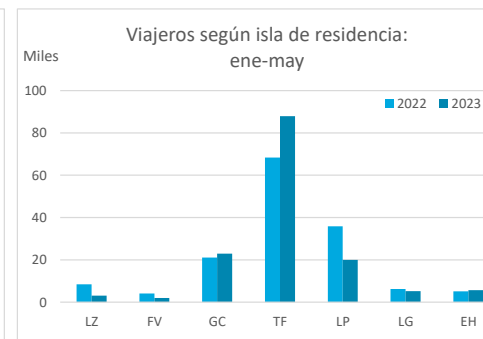
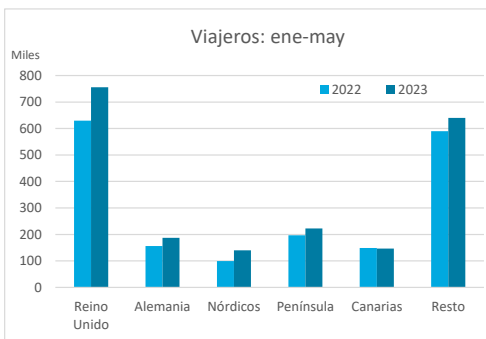


ESTANCIA MEDIA

| | Detalle según tipo de alojamiento | | | | | | | | | | | |
|-----------|-----------------------------------|--------------|----------|------------|-------------|--------------|----------|------------|---------------|--------------|----------|------------|
| | TOTAL | | | | Hotelero | | | | Extrahotelero | | | |
| | Extranjeros | Peninsulares | Canarios | Total | Extranjeros | Peninsulares | Canarios | Total | Extranjeros | Peninsulares | Canarios | Total |
| ene-may22 | 7,2 | 4,8 | 2,6 | 6,5 | 6,9 | 4,8 | 2,5 | 6,3 | 7,9 | 5,4 | 3,3 | 7,5 |
| ene-may23 | 7,2 | 4,6 | 3,0 | 6,6 | 6,9 | 4,6 | 2,9 | 6,3 | 8,0 | 4,8 | 3,4 | 7,5 |
| Dif | 0,0 | -0,2 | 0,4 | 0,1 | 0,0 | -0,2 | 0,4 | 0,1 | 0,0 | -0,7 | 0,1 | 0,0 |

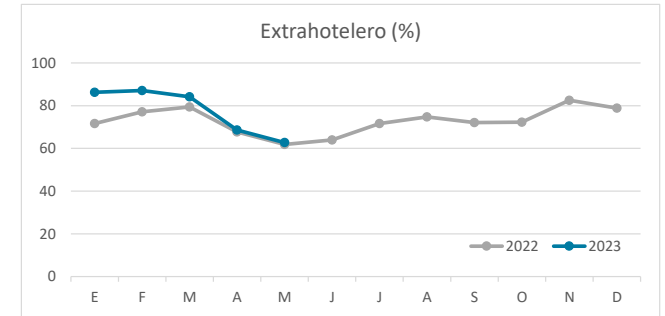
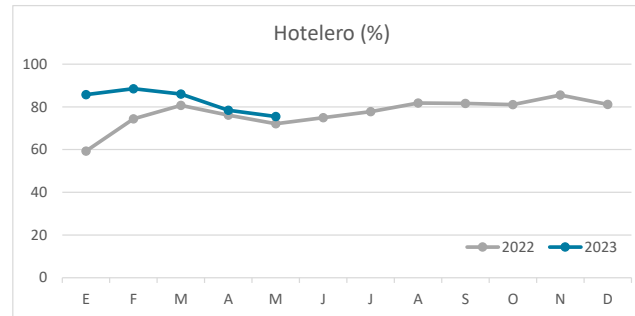
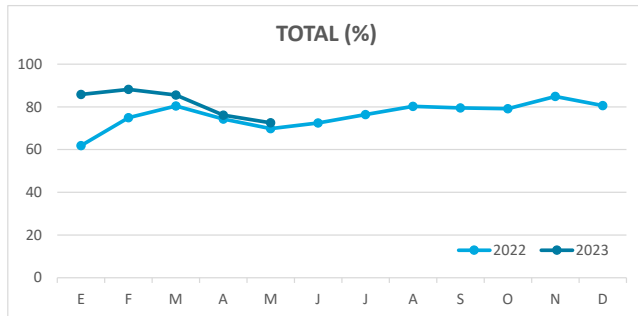


DETALLE VIAJEROS Y PERNOCTACIONES SEGÚN LUGAR DE RESIDENCIA

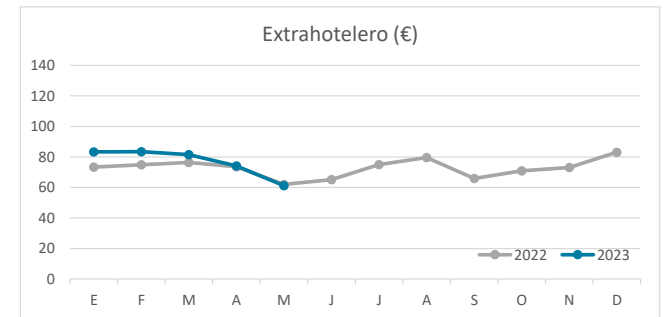
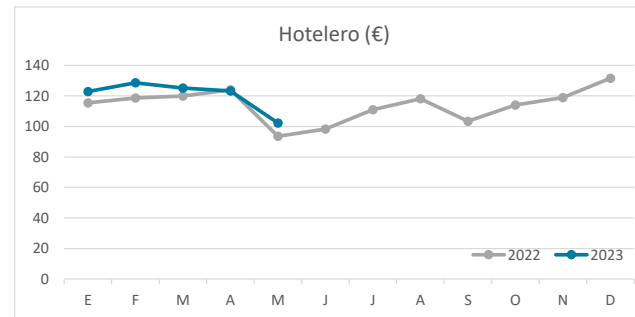
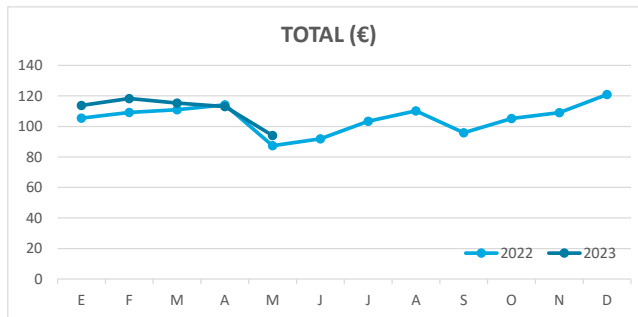


Principales indicadores de alojamiento turístico TENERIFE (hasta mayo de 2023)

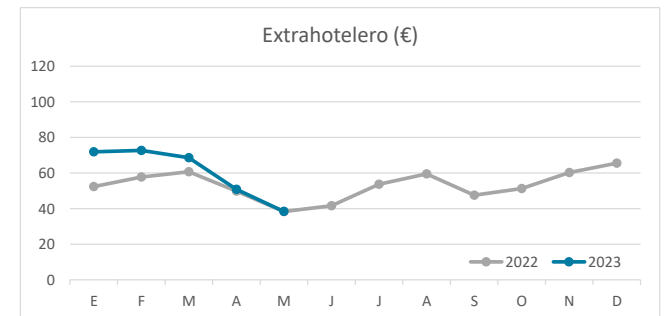
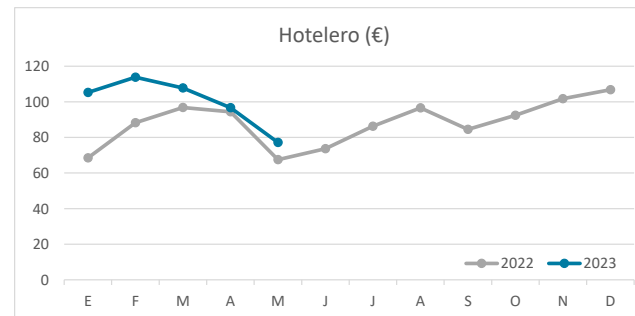
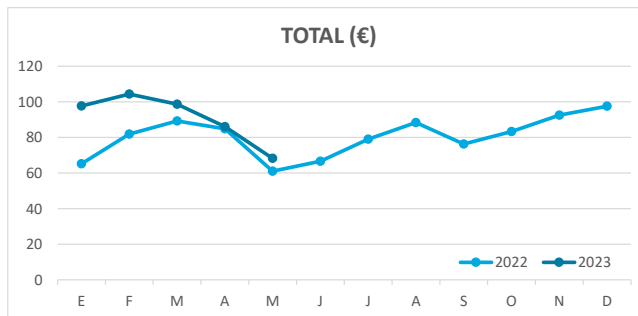
ÍNDICE DE OCUPACIÓN POR HABITACIÓN / APARTAMENTO



ADR (tarifa media diaria)



REVPAR (ingreso por habitación/apartamento disponible)



Nota: el indicador de viajeros se refiere a viajeros entrados.
Fuente: Encuestas de Alojamiento Turístico (ISTAC)