

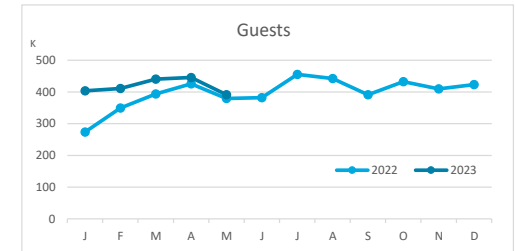
Main tourist accommodation indicators

TENERIFE (January - May 2023)



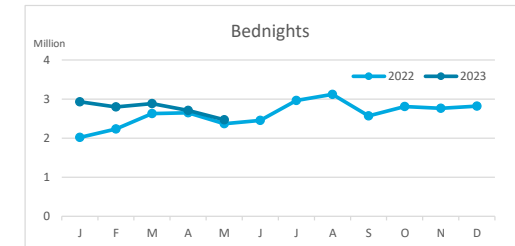
GUESTS BY ACCOMMODATION TYPE (*)

	Breakdown by accommodation type											
	TOTAL				Hotels				Apartments			
	Abroad	Mainland	Canary Islands	Total	Abroad	Mainland	Canary Islands	Total	Abroad	Mainland	Canary Islands	Total
Jan - May 22	1,475,694	196,651	149,185	1,821,530	1,150,393	177,276	122,007	1,449,676	325,301	19,375	27,178	371,854
Jan - May 23	1,723,216	222,242	146,637	2,092,095	1,336,036	199,652	118,736	1,654,424	387,180	22,590	27,901	437,671
Change	247,522	25,591	-2,548	270,565	185,643	22,376	-3,271	204,748	61,879	3,215	723	65,817
Change, %	16.8%	13.0%	-1.7%	14.9%	16.1%	12.6%	-2.7%	14.1%	19.0%	16.6%	2.7%	17.7%



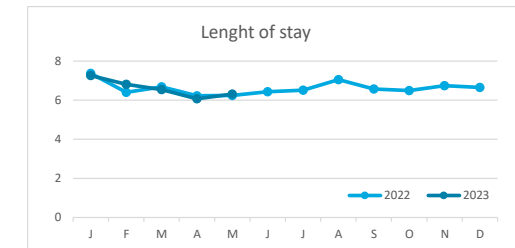
BEDNIGHTS

	Breakdown by accommodation type											
	TOTAL				Hotels				Apartments			
	Abroad	Mainland	Canary Islands	Total	Abroad	Mainland	Canary Islands	Total	Abroad	Mainland	Canary Islands	Total
Jan - May 22	10,559,472	949,435	394,865	11,903,772	7,981,149	844,246	305,605	9,131,000	2,578,323	105,189	89,260	2,772,772
Jan - May 23	12,321,990	1,027,683	439,574	13,789,247	9,239,946	920,295	343,783	10,504,024	3,082,044	107,388	95,791	3,285,223
Change	1,762,518	78,248	44,709	1,885,475	1,258,797	76,049	38,178	1,373,024	503,721	2,199	6,531	512,451
Change, %	16.7%	8.2%	11.3%	15.8%	15.8%	9.0%	12.5%	15.0%	19.5%	2.1%	7.3%	18.5%

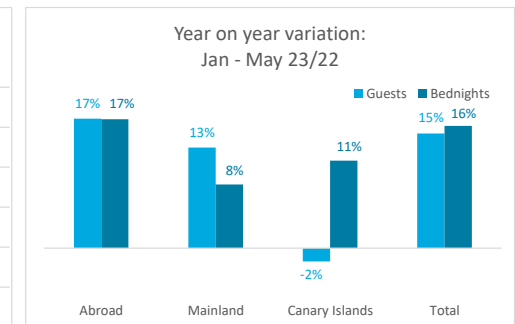
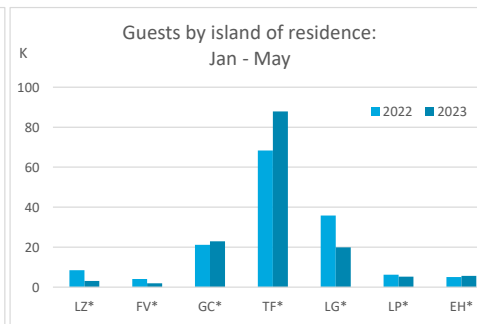
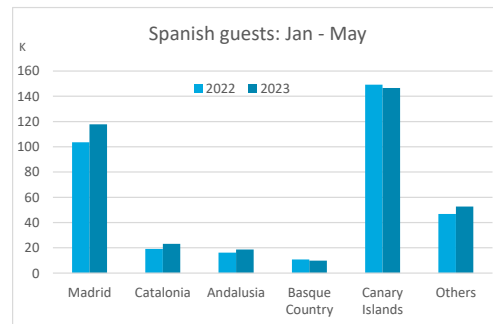
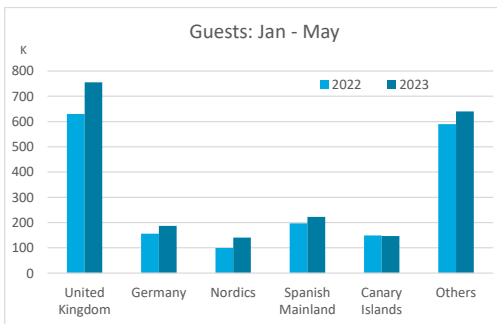


LENGHT OF STAY

	Breakdown by accommodation type											
	TOTAL				Hotels				Apartments			
	Abroad	Mainland	Canary Islands	Total	Abroad	Mainland	Canary Islands	Total	Abroad	Mainland	Canary Islands	Total
Jan - May 22	7.2	4.8	2.6	6.5	6.9	4.8	2.5	6.3	7.9	5.4	3.3	7.5
Jan - May 23	7.2	4.6	3.0	6.6	6.9	4.6	2.9	6.3	8.0	4.8	3.4	7.5
Change	0.0	-0.2	0.4	0.1	0.0	-0.2	0.4	0.1	0.0	-0.7	0.1	0.0



GUESTS AND BEDNIGHTS BY PLACE OF RESIDENCE



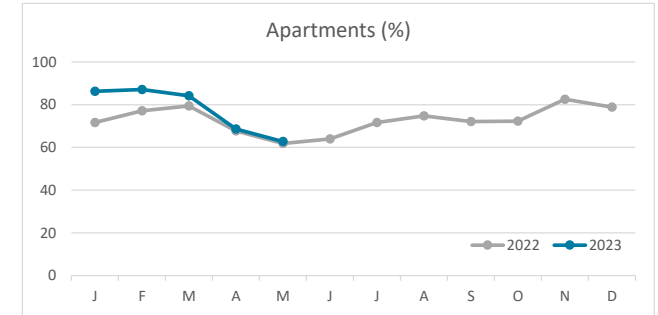
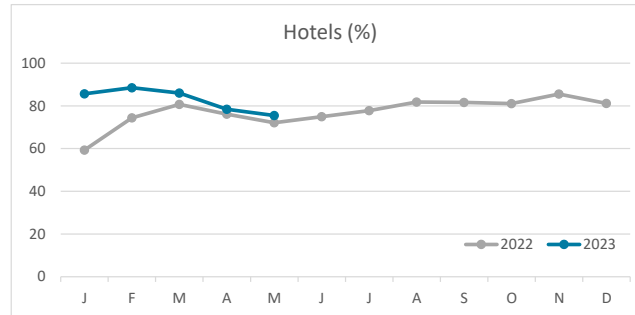
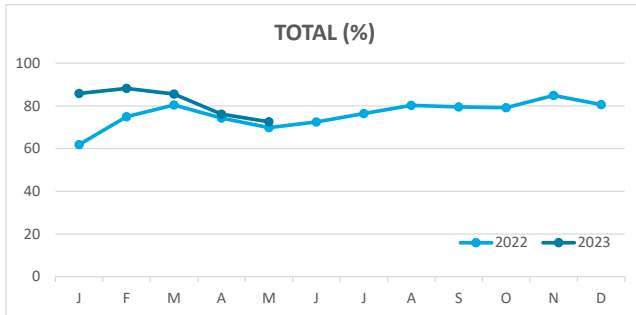
Note: LZ* (Lanzarote), FV* (Fuerteventura), GC* (Gran Canaria), TF* (Tenerife), LG* (La Gomera), LP* (La Palma) and EH* (El Hierro).

Main tourist accommodation indicators

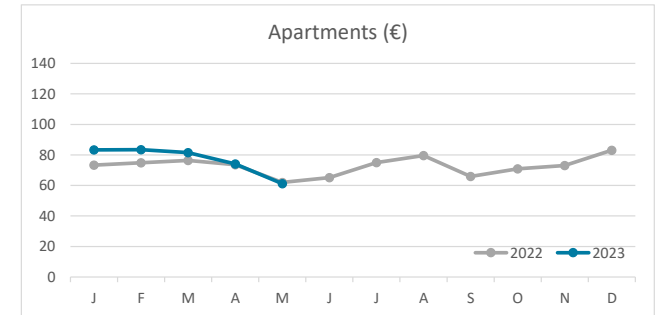
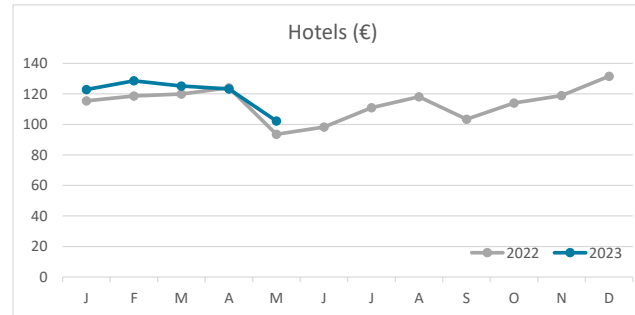
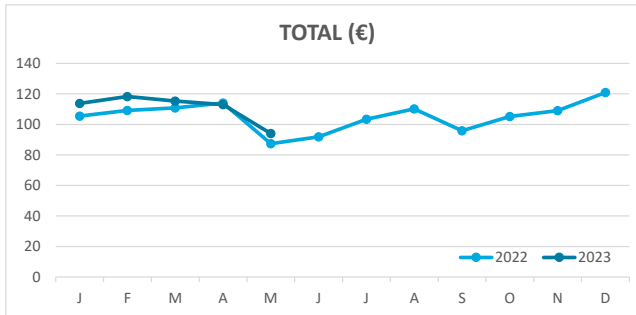
TENERIFE (January - May 2023)



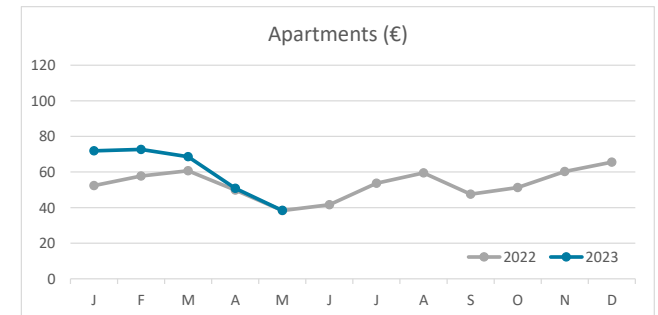
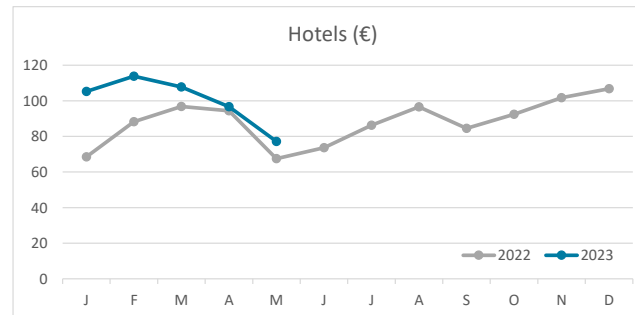
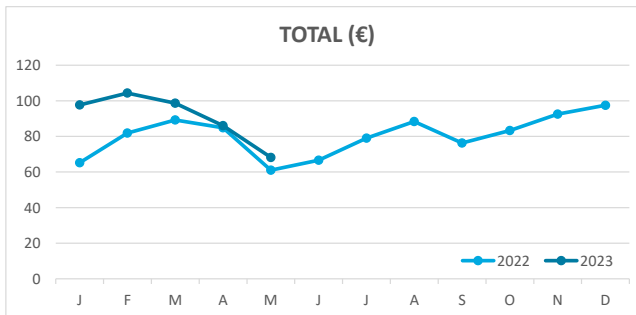
OCCUPANCY RATE PER ROOM / APARTMENT



ADR (Average Daily Rate)



REVPAR (Revenue Per Available Room)



Note: "Guests indicator" refers to number of guests checking in as new arrivals.
Source: Encuestas de Alojamiento Turístico (ISTAC)