


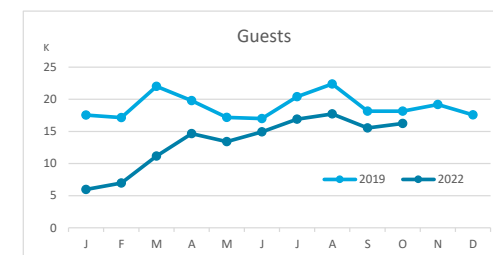
Main tourist accommodation indicators

LA PALMA (January - October 2022)



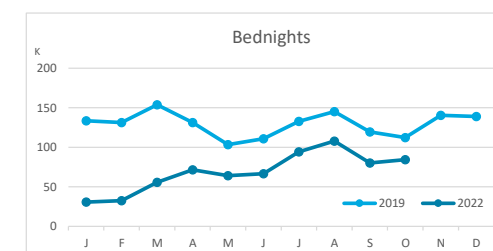
GUESTS BY ACCOMMODATION TYPE (*)

	TOTAL				Breakdown by accommodation type							
	Abroad	Mainland	Canary Islands	Total	Hotels				Apartments			
	Abroad	Mainland	Canary Islands	Total	Abroad	Mainland	Canary Islands	Total	Abroad	Mainland	Canary Islands	Total
Jan-Oct 19	114,171	29,022	46,549	189,742	84,009	24,177	28,876	137,062	30,162	4,845	17,673	52,680
Jan-Oct 22	49,018	52,192	32,323	133,533	33,606	40,034	17,433	91,073	15,412	12,158	14,890	42,460
Change	-65,153	23,170	-14,226	-56,209	-50,403	15,857	-11,443	-45,989	-14,750	7,313	-2,783	-10,220
Change, %	-57.1%	79.8%	-30.6%	-29.6%	-60.0%	65.6%	-39.6%	-33.6%	-48.9%	150.9%	-15.7%	-19.4%



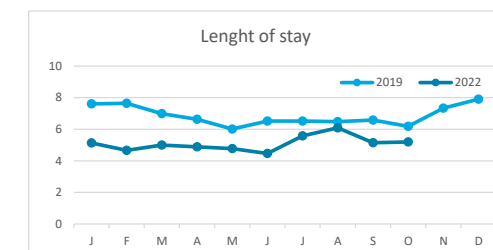
BEDNIGHTS

	TOTAL				Breakdown by accommodation type							
	Abroad	Mainland	Canary Islands	Total	Hotels				Apartments			
	Abroad	Mainland	Canary Islands	Total	Abroad	Mainland	Canary Islands	Total	Abroad	Mainland	Canary Islands	Total
Jan-Oct 19	957,571	139,918	176,102	1,273,591	629,462	106,628	80,965	817,055	328,109	33,290	95,137	456,536
Jan-Oct 22	333,692	231,316	122,987	687,995	220,781	169,934	64,876	455,591	112,911	61,382	58,111	232,404
Change	-623,879	91,398	-53,115	-585,596	-408,681	63,306	-16,089	-361,464	-215,198	28,092	-37,026	-224,132
Change, %	-65.2%	65.3%	-30.2%	-46.0%	-64.9%	59.4%	-19.9%	-44.2%	-65.6%	84.4%	-38.9%	-49.1%

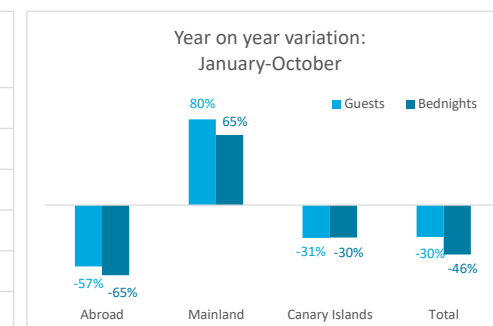
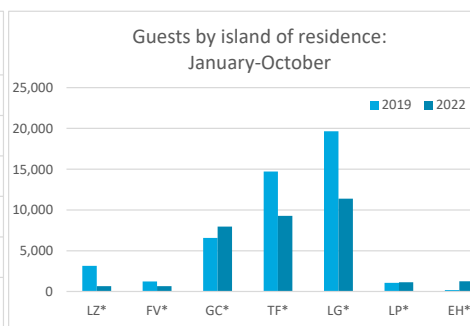
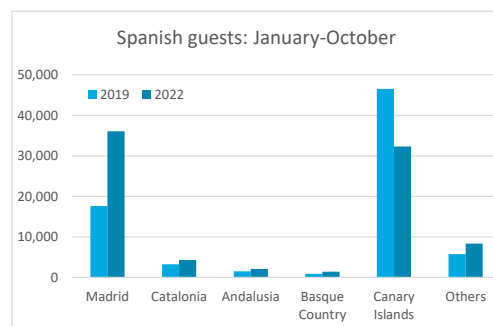
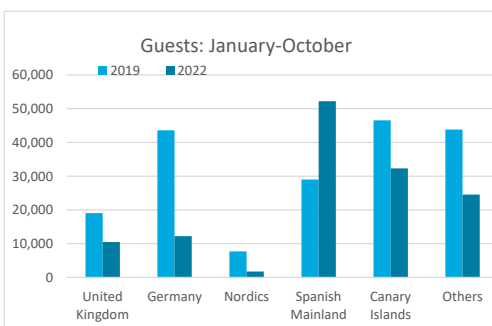


LENGHT OF STAY

	TOTAL				Breakdown by accommodation type							
	Abroad	Mainland	Canary Islands	Total	Hotels				Apartments			
	Abroad	Mainland	Canary Islands	Total	Abroad	Mainland	Canary Islands	Total	Abroad	Mainland	Canary Islands	Total
Jan-Oct 19	8.4	4.8	3.8	6.7	7.5	4.4	2.8	6.0	10.9	6.9	5.4	8.7
Jan-Oct 22	6.8	4.4	3.8	5.2	6.6	4.2	3.7	5.0	7.3	5.0	3.9	5.5
Change	-1.6	-0.4	0.0	-1.6	-0.9	-0.2	0.9	-1.0	-3.6	-1.8	-1.5	-3.2




GUESTS AND BEDNIGHTS BY PLACE OF RESIDENCE



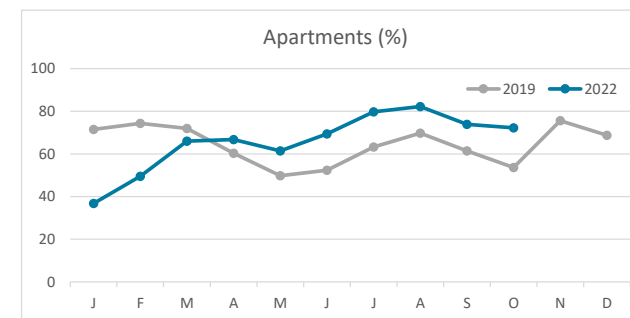
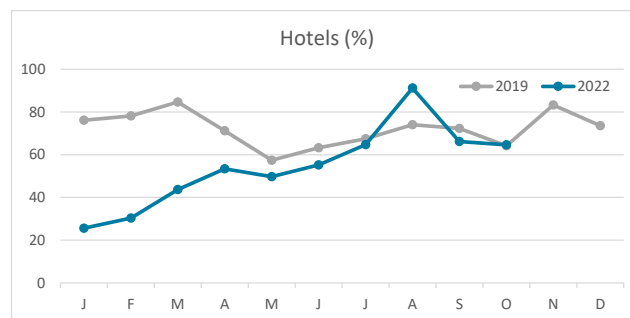
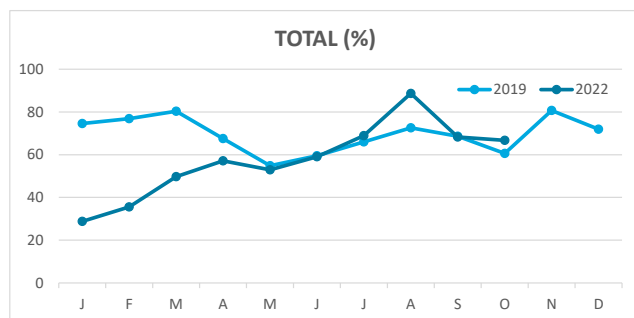
Note: LZ* (Lanzarote), FV* (Fuerteventura), GC* (Gran Canaria), TF* (Tenerife), LG* (La Gomera), LP* (La Palma) and EH* (El Hierro).

Main tourist accommodation indicators

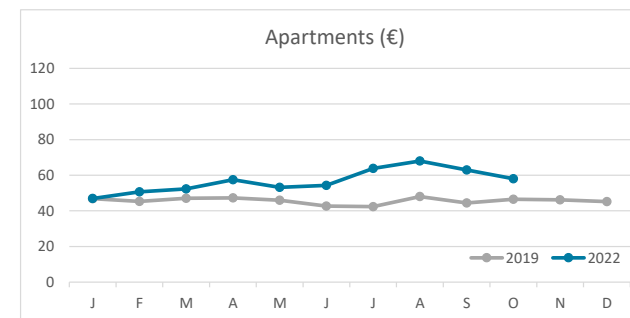
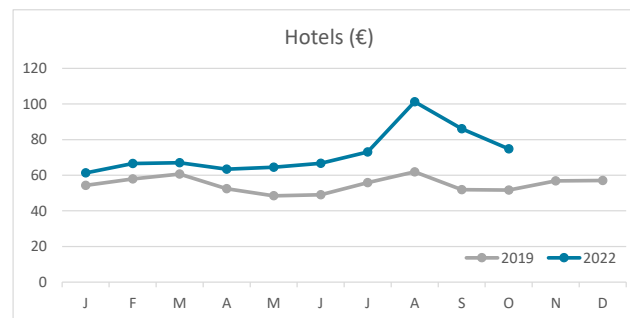
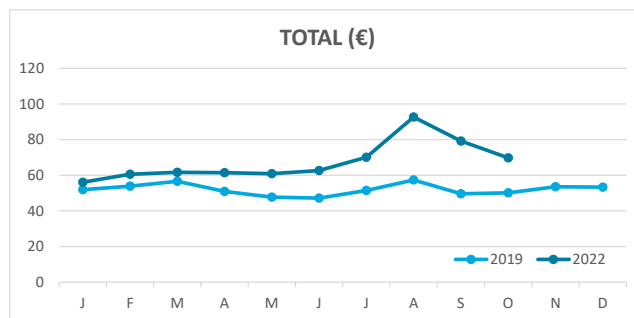
LA PALMA (January - October 2022)



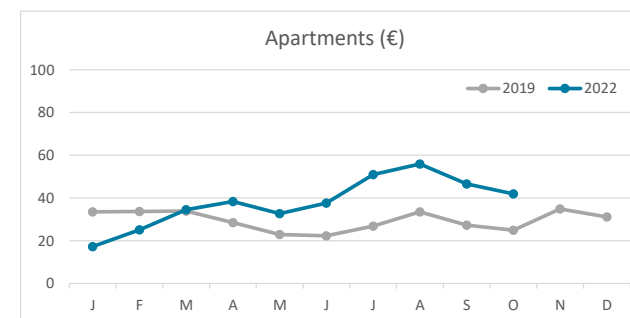
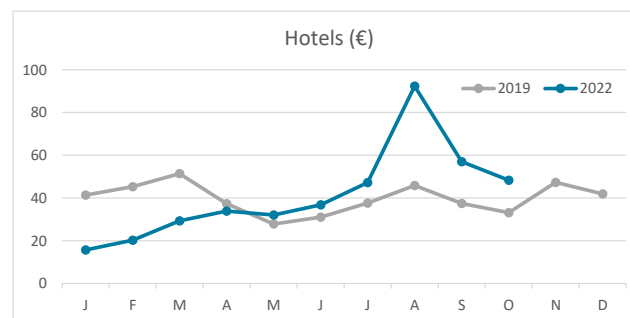
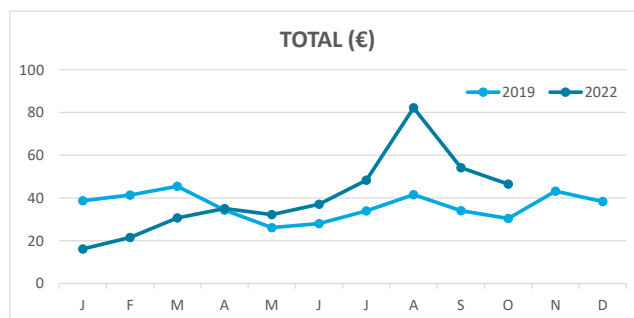
OCCUPANCY RATE PER ROOM / APARTMENT



ADR (Average Daily Rate)



REVPAR (Revenue Per Available Room)



Note: "Guests indicator" refers to number of guests checking in as new arrivals.
Source: Encuestas de Alojamiento Turístico (ISTAC)