

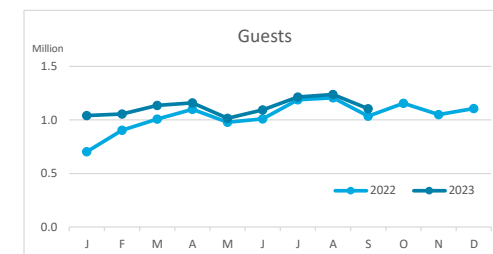
# Main tourist accommodation indicators

## CANARY ISLANDS (January - September 2023)



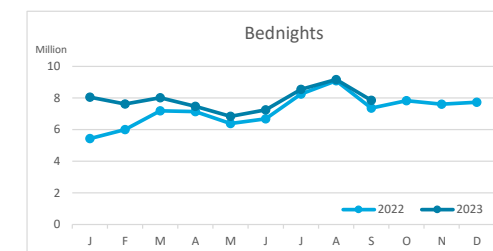
### GUESTS BY ACCOMMODATION TYPE (\*)

	TOTAL				Breakdown by accommodation type											
				Total	Hotels				Apartments							
	Abroad	Mainland	Canary Islands		Abroad	Mainland	Canary Islands	Total	Abroad	Mainland	Canary Islands	Total	Abroad	Mainland	Canary Islands	Total
Jan - Sep 22	6,989,134	1,094,905	1,052,948	<b>9,136,987</b>	5,493,899	947,498	747,258	<b>7,188,655</b>	1,495,235	147,407	305,690	<b>1,948,332</b>				
Jan - Sep 23	7,865,772	1,106,541	1,085,050	<b>10,057,363</b>	6,148,166	952,766	764,543	<b>7,865,475</b>	1,717,606	153,775	320,507	<b>2,191,888</b>				
Change	876,638	11,636	32,102	<b>920,376</b>	654,267	5,268	17,285	<b>676,820</b>	222,371	6,368	14,817	<b>243,556</b>				
Change, %	12.5%	1.1%	3.0%	<b>10.1%</b>	11.9%	0.6%	2.3%	<b>9.4%</b>	14.9%	4.3%	4.8%	<b>12.5%</b>				



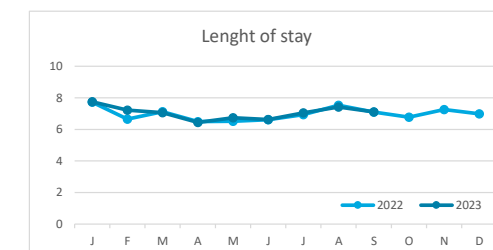
### BEDNIGHTS

	TOTAL				Breakdown by accommodation type											
				Total	Hotels				Apartments							
	Abroad	Mainland	Canary Islands		Abroad	Mainland	Canary Islands	Total	Abroad	Mainland	Canary Islands	Total	Abroad	Mainland	Canary Islands	Total
Jan - Sep 22	54,509,243	5,417,545	3,601,712	<b>63,528,500</b>	41,408,225	4,585,670	2,281,082	<b>48,274,977</b>	13,101,018	831,875	1,320,630	<b>15,253,523</b>				
Jan - Sep 23	61,566,105	5,413,510	3,856,642	<b>70,836,257</b>	46,252,351	4,550,256	2,452,437	<b>53,255,044</b>	15,313,754	863,254	1,404,205	<b>17,581,213</b>				
Change	7,056,862	-4,035	254,930	<b>7,307,757</b>	4,844,126	-35,414	171,355	<b>4,980,067</b>	2,212,736	31,379	83,575	<b>2,327,690</b>				
Change, %	12.9%	-0.1%	7.1%	<b>11.5%</b>	11.7%	-0.8%	7.5%	<b>10.3%</b>	16.9%	3.8%	6.3%	<b>15.3%</b>				

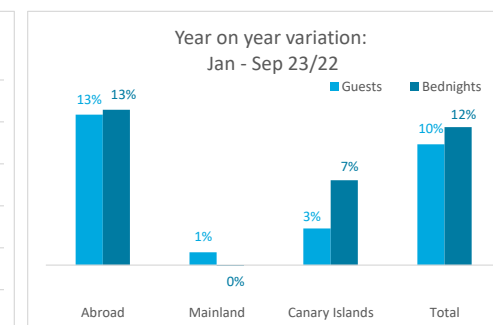
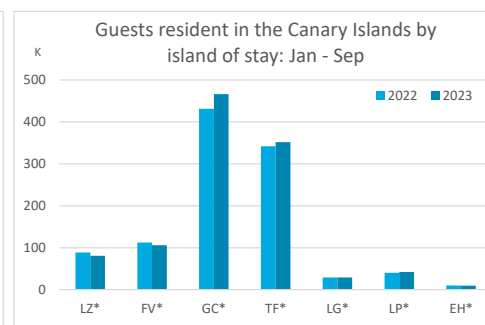
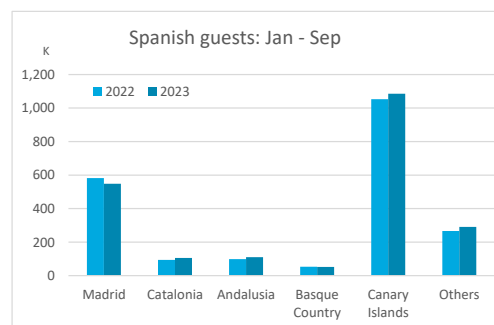
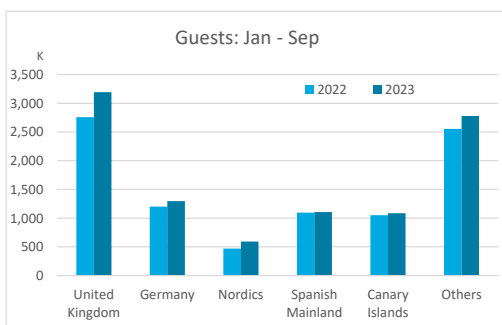


### LENGHT OF STAY

	TOTAL				Breakdown by accommodation type											
				Total	Hotels				Apartments							
	Abroad	Mainland	Canary Islands		Abroad	Mainland	Canary Islands	Total	Abroad	Mainland	Canary Islands	Total	Abroad	Mainland	Canary Islands	Total
Jan - Sep 22	7.8	4.9	3.4	<b>7.0</b>	7.5	4.8	3.1	<b>6.7</b>	8.8	5.6	4.3	<b>7.8</b>				
Jan - Sep 23	7.8	4.9	3.6	<b>7.0</b>	7.5	4.8	3.2	<b>6.8</b>	8.9	5.6	4.4	<b>8.0</b>				
Change	0.0	-0.1	0.1	<b>0.1</b>	0.0	-0.1	0.2	<b>0.1</b>	0.2	0.0	0.1	<b>0.2</b>				



### GUESTS AND BEDNIGHTS BY PLACE OF RESIDENCE



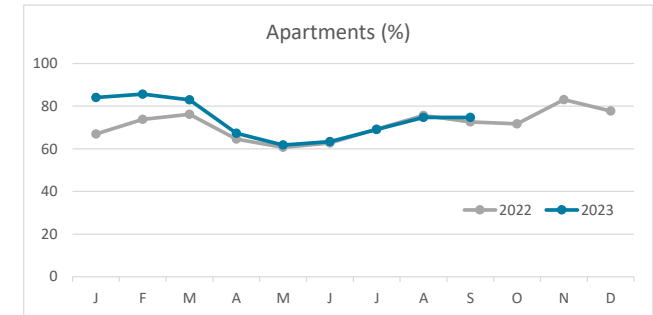
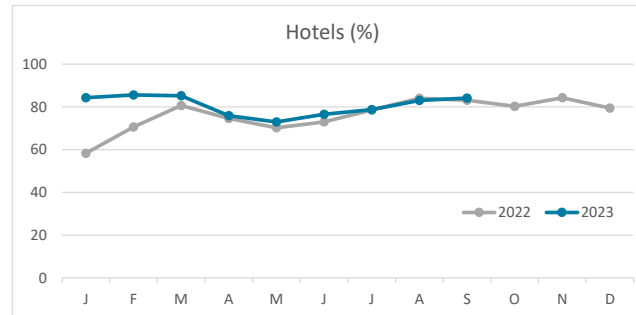
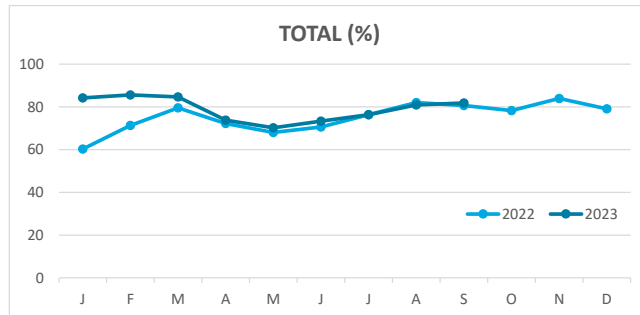
Note: LZ\* (Lanzarote), FV\* (Fuerteventura), GC\* (Gran Canaria), TF\* (Tenerife), LG\* (La Gomera), LP\* (La Palma) and EH\* (El Hierro).

# Main tourist accommodation indicators

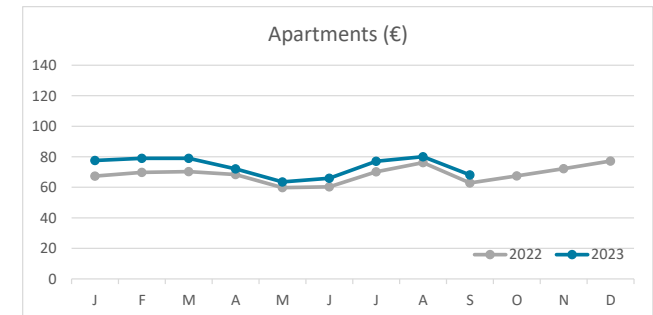
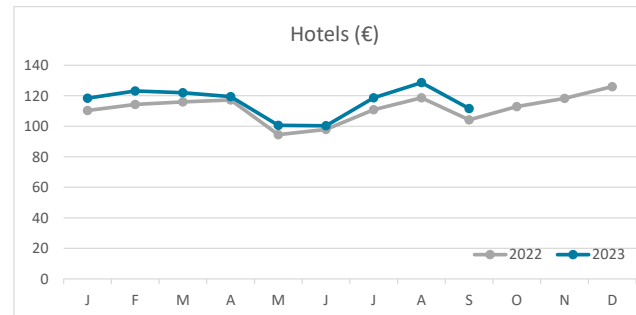
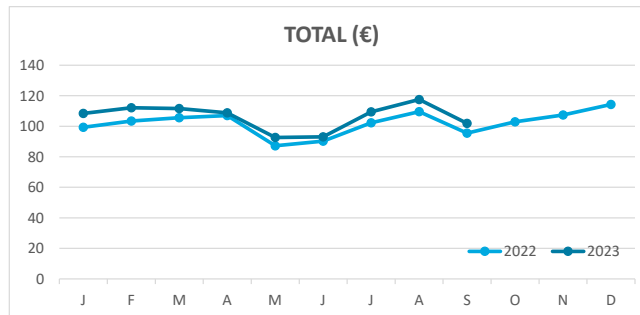
## CANARY ISLANDS (January - September 2023)



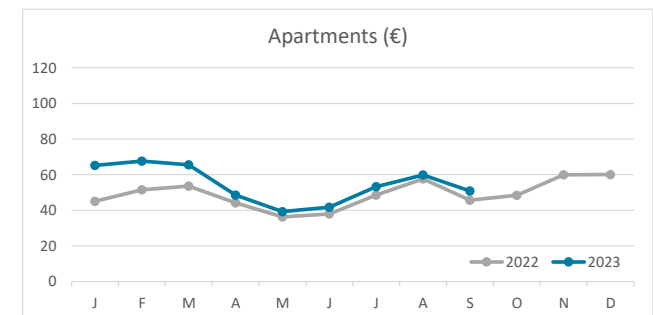
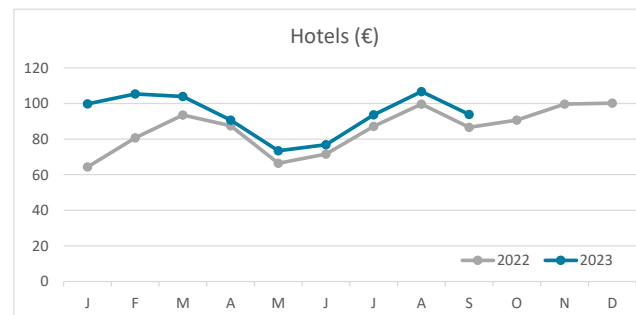
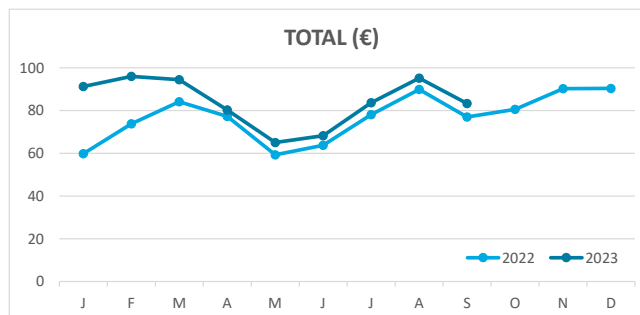
### OCCUPANCY RATE PER ROOM / APARTMENT



### ADR (Average Daily Rate)



### REVPAR (Revenue Per Available Room)



Note: "Guests indicator" refers to number of guests checking in as new arrivals.  
 Source: Encuestas de Alojamiento Turístico (ISTAC)