


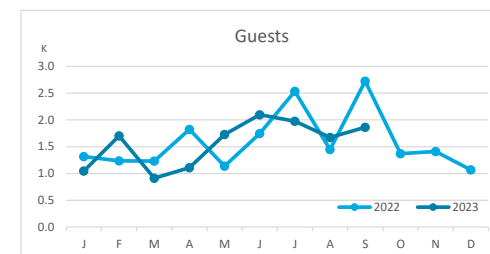
# Main tourist accommodation indicators

## EL HIERRO (January - September 2023)



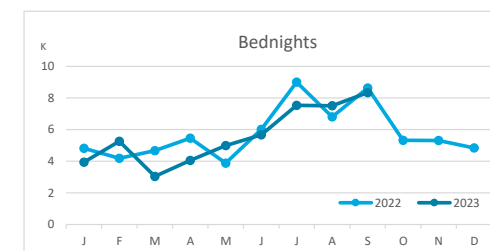
### GUESTS BY ACCOMMODATION TYPE (\*)

	TOTAL				Breakdown by accommodation type											
					Hotels				Apartments							
	Abroad	Mainland	Canary Islands	Total	Abroad	Mainland	Canary Islands	Total	Abroad	Mainland	Canary Islands	Total	Abroad	Mainland	Canary Islands	Total
Jan - Sep 22	2,437	2,817	9,942	15,196	2,173	2,500	4,619	9,292	264	317	5,323	5,904				
Jan - Sep 23	2,171	2,367	9,568	14,106	1,739	1,903	5,247	8,889	432	464	4,321	5,217				
Change	-266	-450	-374	-1,090	-434	-597	628	-403	168	147	-1,002	-687				
Change, %	-10.9%	-16.0%	-3.8%	-7.2%	-20.0%	-23.9%	13.6%	-4.3%	63.6%	46.4%	-18.8%	-11.6%				



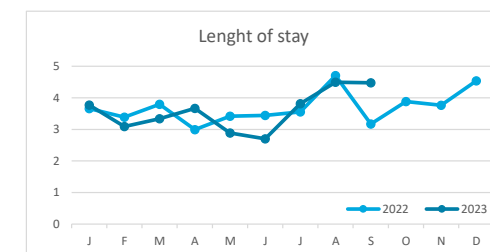
### BEDNIGHTS

	TOTAL				Breakdown by accommodation type											
					Hotels				Apartments							
	Abroad	Mainland	Canary Islands	Total	Abroad	Mainland	Canary Islands	Total	Abroad	Mainland	Canary Islands	Total	Abroad	Mainland	Canary Islands	Total
Jan - Sep 22	9,407	12,301	31,787	53,495	8,061	10,306	11,056	29,423	1,346	1,995	20,731	24,072				
Jan - Sep 23	9,069	10,022	31,268	50,359	6,553	7,602	14,375	28,530	2,516	2,420	16,893	21,829				
Change	-338	-2,279	-519	-3,136	-1,508	-2,704	3,319	-893	1,170	425	-3,838	-2,243				
Change, %	-3.6%	-18.5%	-1.6%	-5.9%	-18.7%	-26.2%	30.0%	-3.0%	86.9%	21.3%	-18.5%	-9.3%				

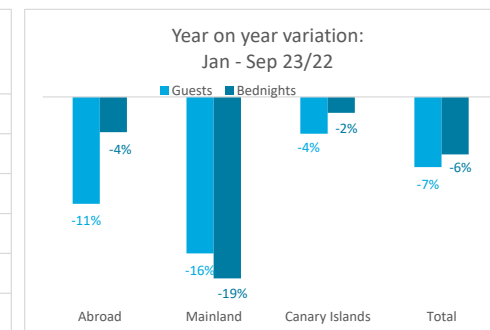
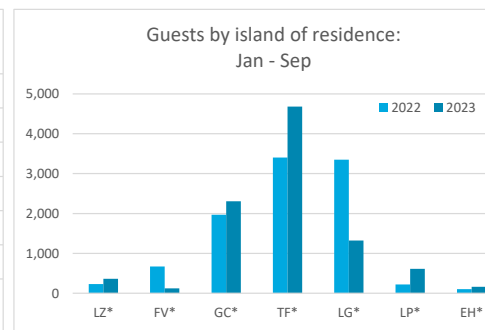
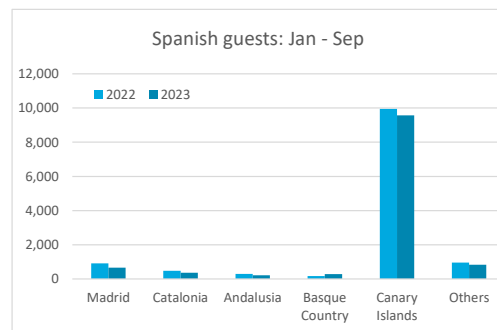
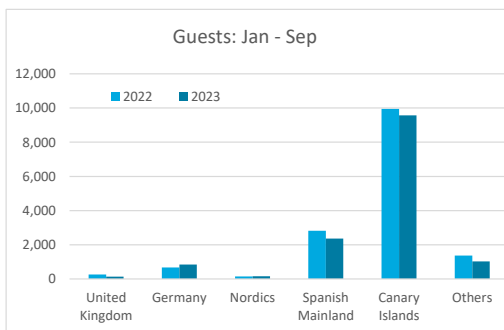


### LENGHT OF STAY

	TOTAL				Breakdown by accommodation type											
					Hotels				Apartments							
	Abroad	Mainland	Canary Islands	Total	Abroad	Mainland	Canary Islands	Total	Abroad	Mainland	Canary Islands	Total	Abroad	Mainland	Canary Islands	Total
Jan - Sep 22	3.9	4.4	3.2	3.5	3.7	4.1	2.4	3.2	5.1	6.3	3.9	4.1				
Jan - Sep 23	4.2	4.2	3.3	3.6	3.8	4.0	2.7	3.2	5.8	5.2	3.9	4.2				
Change	0.3	-0.1	0.1	0.0	0.1	-0.1	0.3	0.0	0.7	-1.1	0.0	0.1				



### GUESTS AND BEDNIGHTS BY PLACE OF RESIDENCE



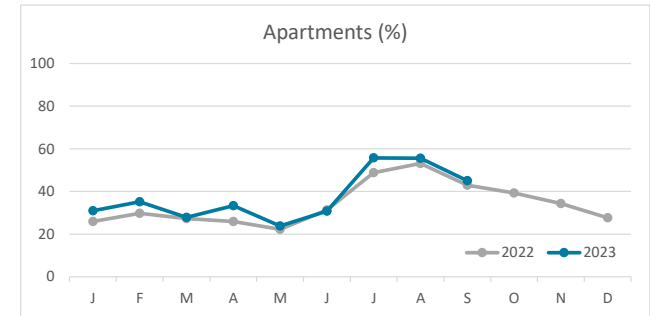
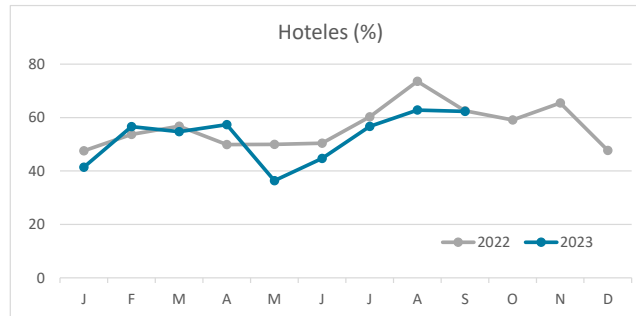
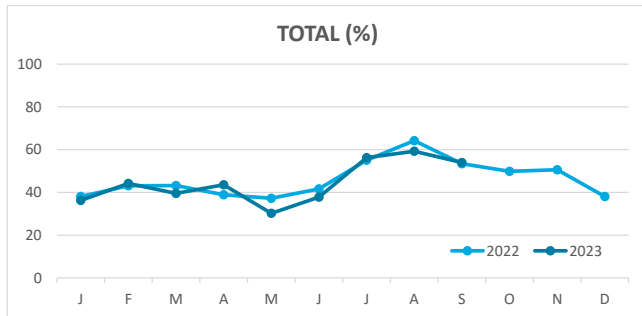
Note: LZ\* (Lanzarote), FV\* (Fuerteventura), GC\* (Gran Canaria), TF\* (Tenerife), LG\* (La Gomera), LP\* (La Palma) and EH\* (El Hierro).

# Main tourist accommodation indicators

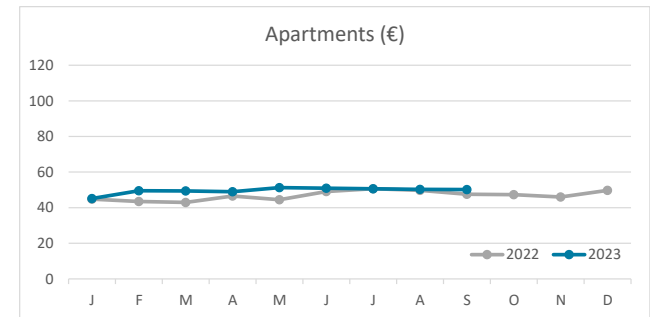
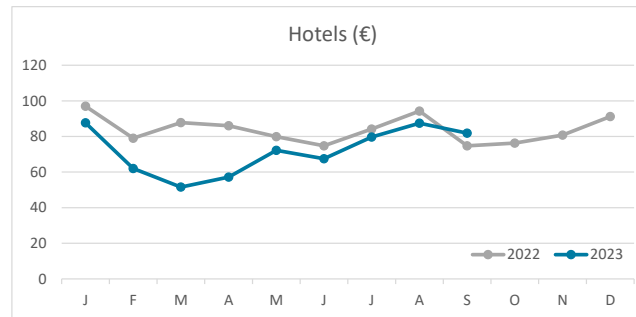
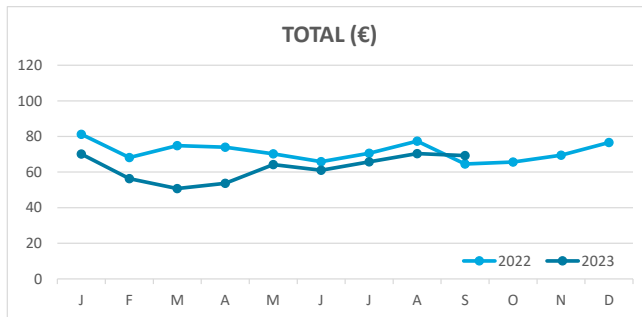
## EL HIERRO (January - September 2023)



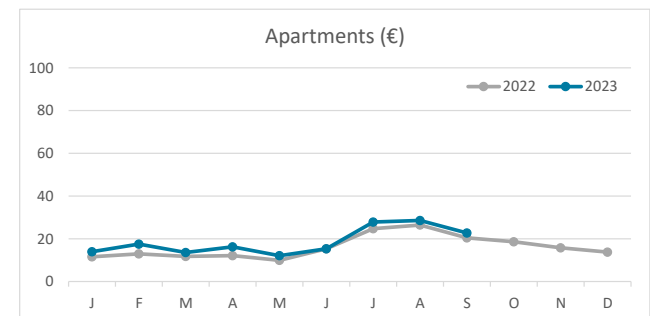
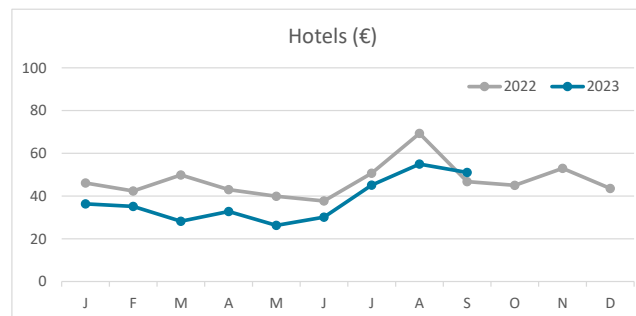
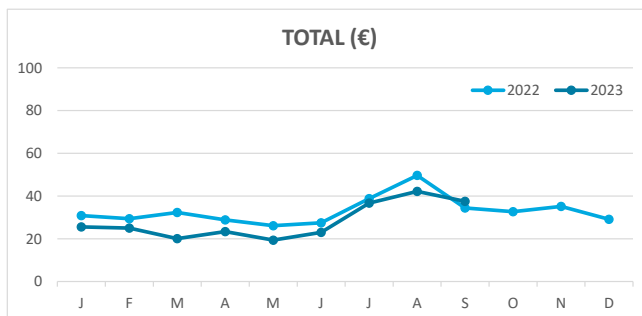
### OCCUPANCY RATE PER ROOM / APARTMENT



### ADR (Average Daily Rate)



### REVPAR (Revenue Per Available Room)



Note: "Guests indicator" refers to number of guests checking in as new arrivals.  
 Source: Encuestas de Alojamiento Turístico (ISTAC)