

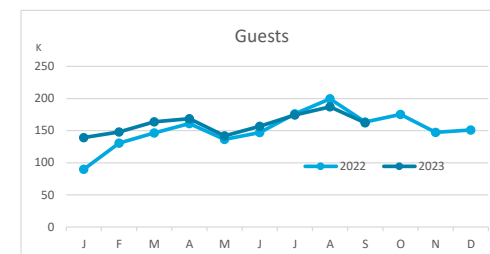
Main tourist accommodation indicators

FUERTEVENTURA (January - September 2023)



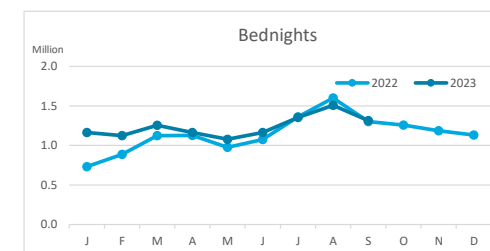
GUESTS BY ACCOMMODATION TYPE (*)

	TOTAL				Breakdown by accommodation type							
					Hotels				Apartments			
	Abroad	Mainland	Canary Islands	Total	Abroad	Mainland	Canary Islands	Total	Abroad	Mainland	Canary Islands	Total
Jan - Sep 22	1,139,667	98,629	112,247	1,350,543	1,025,208	78,855	88,122	1,192,185	114,459	19,774	24,125	158,358
Jan - Sep 23	1,234,866	101,490	105,794	1,442,150	1,132,316	86,854	83,125	1,302,295	102,550	14,636	22,669	139,855
Change	95,199	2,861	-6,453	91,607	107,108	7,999	-4,997	110,110	-11,909	-5,138	-1,456	-18,503
Change, %	8.4%	2.9%	-5.7%	6.8%	10.4%	10.1%	-5.7%	9.2%	-10.4%	-26.0%	-6.0%	-11.7%



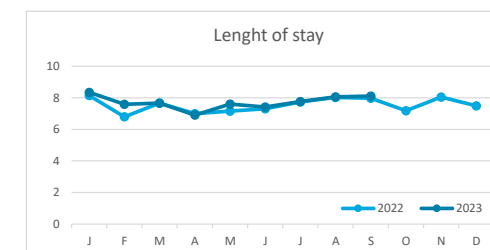
BEDNIGHTS

	TOTAL				Breakdown by accommodation type							
					Hotels				Apartments			
	Abroad	Mainland	Canary Islands	Total	Abroad	Mainland	Canary Islands	Total	Abroad	Mainland	Canary Islands	Total
Jan - Sep 22	9,204,135	515,347	467,691	10,187,173	8,154,925	418,861	352,542	8,926,328	1,049,210	96,486	115,149	1,260,845
Jan - Sep 23	10,095,313	517,719	515,934	11,128,966	9,086,562	444,161	401,808	9,932,531	1,008,751	73,558	114,126	1,196,435
Change	891,178	2,372	48,243	941,793	931,637	25,300	49,266	1,006,203	-40,459	-22,928	-1,023	-64,410
Change, %	9.7%	0.5%	10.3%	9.2%	11.4%	6.0%	14.0%	11.3%	-3.9%	-23.8%	-0.9%	-5.1%

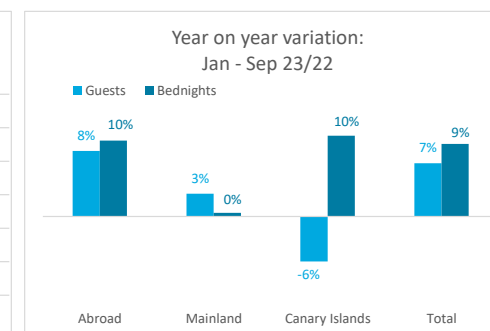
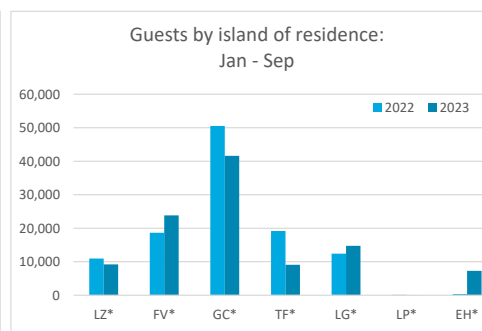
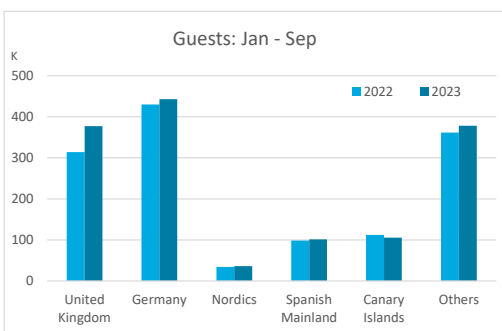


LENGHT OF STAY

	TOTAL				Breakdown by accommodation type							
					Hotels				Apartments			
	Abroad	Mainland	Canary Islands	Total	Abroad	Mainland	Canary Islands	Total	Abroad	Mainland	Canary Islands	Total
Jan - Sep 22	8.1	5.2	4.2	7.5	8.0	5.3	4.0	7.5	9.2	4.9	4.8	8.0
Jan - Sep 23	8.2	5.1	4.9	7.7	8.0	5.1	4.8	7.6	9.8	5.0	5.0	8.6
Change	0.1	-0.1	0.7	0.2	0.1	-0.2	0.8	0.1	0.7	0.1	0.3	0.6



GUESTS AND BEDNIGHTS BY PLACE OF RESIDENCE



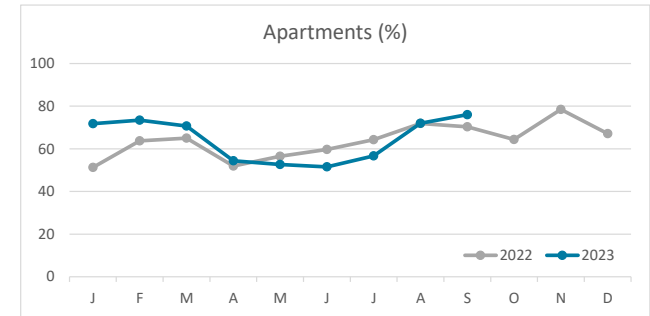
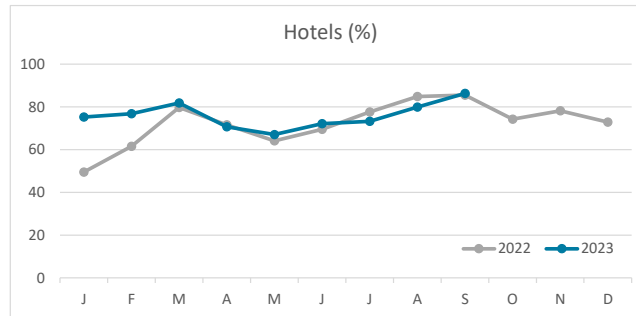
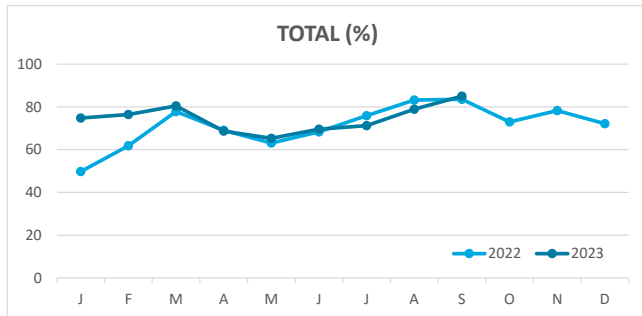
Note: LZ* (Lanzarote), FV* (Fuerteventura), GC* (Gran Canaria), TF* (Tenerife), LG* (La Gomera), LP* (La Palma) and EH* (El Hierro).

Main tourist accommodation indicators

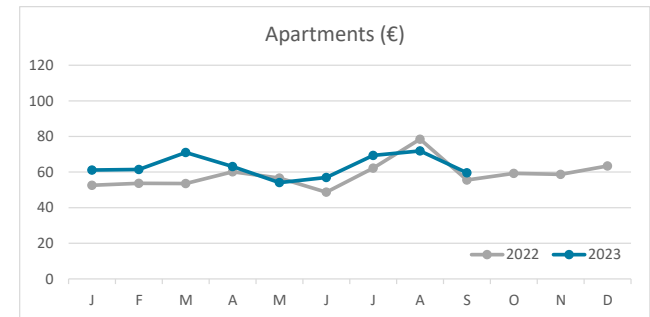
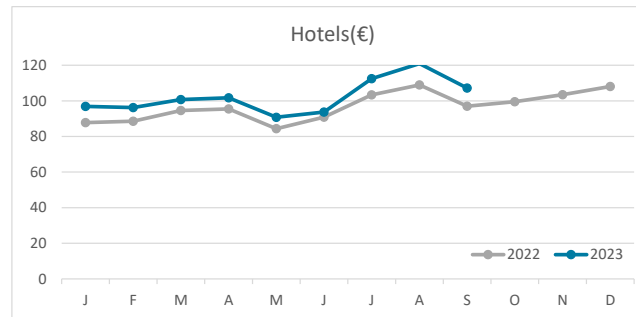
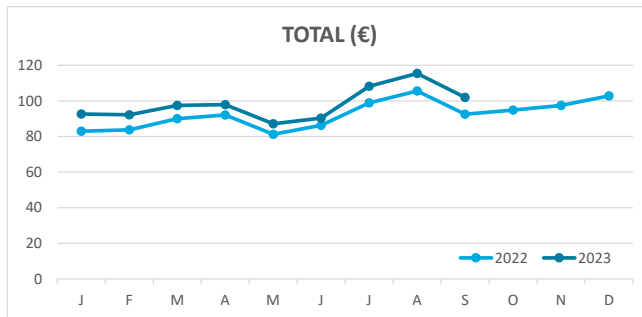
FUERTEVENTURA (January - September 2023)



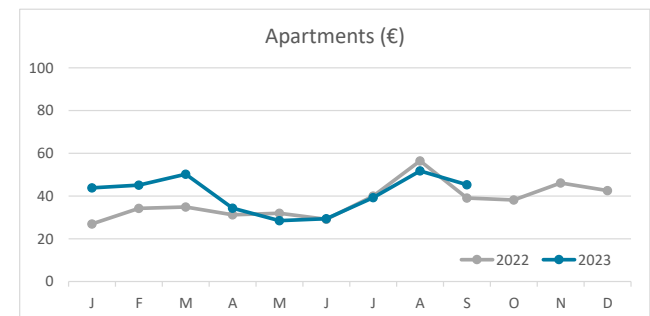
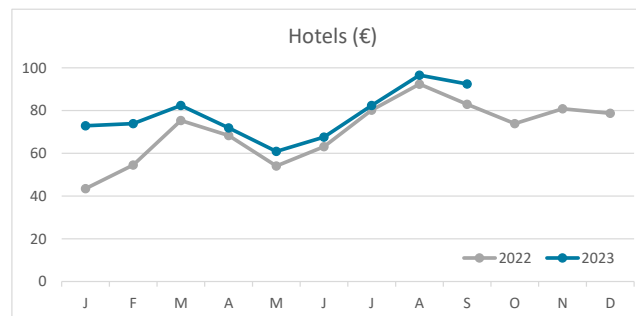
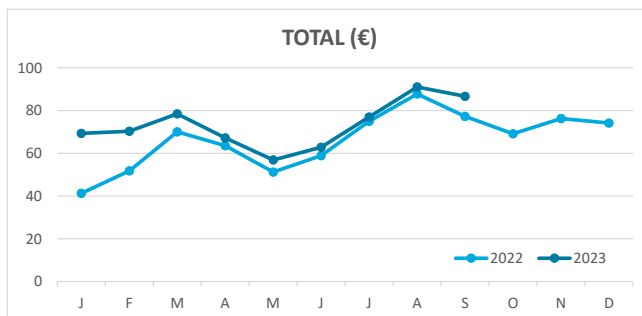
OCCUPANCY RATE PER ROOM / APARTMENT



ADR (Average Daily Rate)



REVPAR (Revenue Per Available Room)



Note: "Guests indicator" refers to number of guests checking in as new arrivals.
 Source: Encuestas de Alojamiento Turístico (ISTAC)