

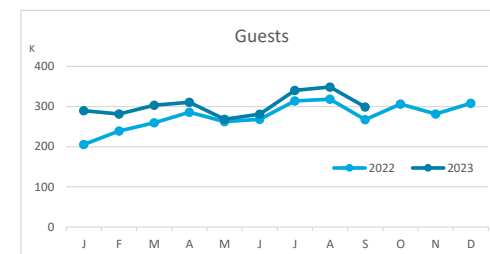
Main tourist accommodation indicators

GRAN CANARIA (January - September 2023)



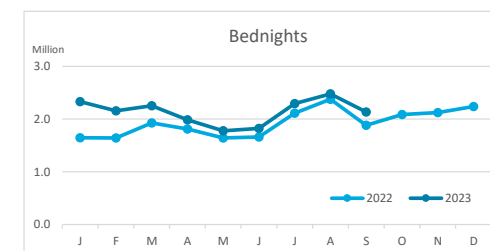
GUESTS BY ACCOMMODATION TYPE (*)

	TOTAL				Breakdown by accommodation type							
					Hotels				Apartments			
	Abroad	Mainland	Canary Islands	Total	Abroad	Mainland	Canary Islands	Total	Abroad	Mainland	Canary Islands	Total
Jan - Sep 22	1,703,585	285,600	431,126	2,420,311	1,343,753	257,018	290,122	1,890,893	359,832	28,582	141,004	529,418
Jan - Sep 23	1,983,643	273,161	466,056	2,722,860	1,534,149	236,839	305,641	2,076,629	449,494	36,322	160,415	646,231
Change	280,058	-12,439	34,930	302,549	190,396	-20,179	15,519	185,736	89,662	7,740	19,411	116,813
Change, %	16.4%	-4.4%	8.1%	12.5%	14.2%	-7.9%	5.3%	9.8%	24.9%	27.1%	13.8%	22.1%



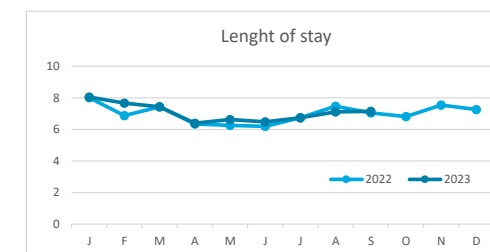
BEDNIGHTS

	TOTAL				Breakdown by accommodation type							
					Hotels				Apartments			
	Abroad	Mainland	Canary Islands	Total	Abroad	Mainland	Canary Islands	Total	Abroad	Mainland	Canary Islands	Total
Jan - Sep 22	13,945,490	1,267,103	1,498,793	16,711,386	10,370,811	1,115,375	849,449	12,335,635	3,574,679	151,728	649,344	4,375,751
Jan - Sep 23	16,358,218	1,198,296	1,681,634	19,238,148	11,842,708	1,013,117	957,779	13,813,604	4,515,510	185,179	723,855	5,424,544
Change	2,412,728	-68,807	182,841	2,526,762	1,471,897	-102,258	108,330	1,477,969	940,831	33,451	74,511	1,048,793
Change, %	17.3%	-5.4%	12.2%	15.1%	14.2%	-9.2%	12.8%	12.0%	26.3%	22.0%	11.5%	24.0%

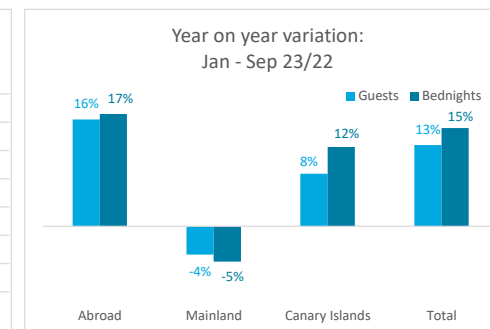
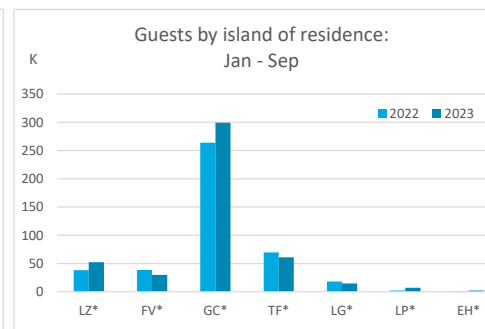
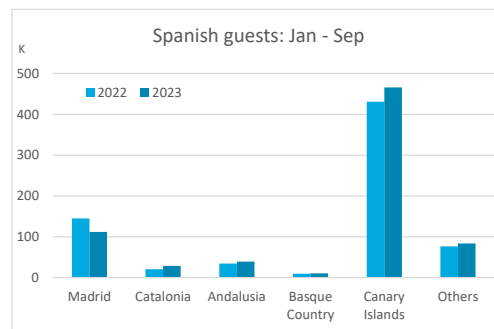
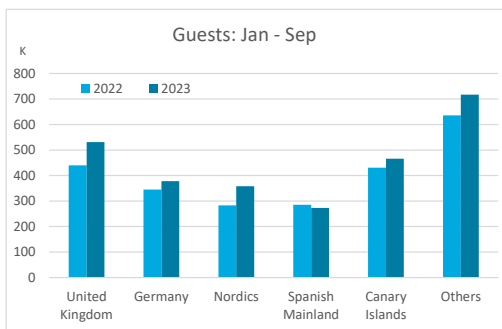


LENGHT OF STAY

	TOTAL				Breakdown by accommodation type							
					Hotels				Apartments			
	Abroad	Mainland	Canary Islands	Total	Abroad	Mainland	Canary Islands	Total	Abroad	Mainland	Canary Islands	Total
Jan - Sep 22	8.2	4.4	3.5	6.9	7.7	4.3	2.9	6.5	9.9	5.3	4.6	8.3
Jan - Sep 23	8.2	4.4	3.6	7.1	7.7	4.3	3.1	6.7	10.0	5.1	4.5	8.4
Change	0.1	0.0	0.1	0.2	0.0	-0.1	0.2	0.1	0.1	-0.2	-0.1	0.1



GUESTS AND BEDNIGHTS BY PLACE OF RESIDENCE



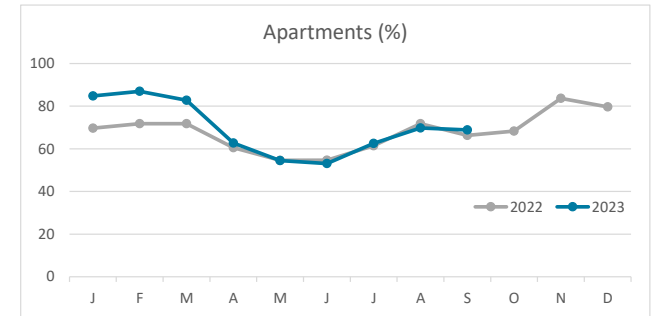
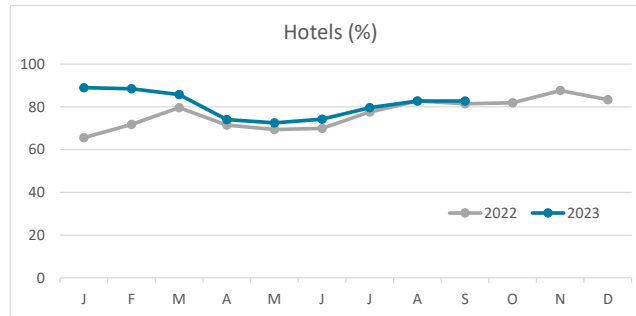
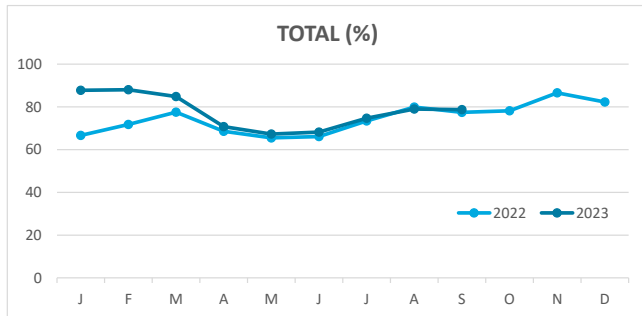
Note: LZ* (Lanzarote), FV* (Fuerteventura), GC* (Gran Canaria), TF* (Tenerife), LG* (La Gomera), LP* (La Palma) and EH* (El Hierro).

Main tourist accommodation indicators

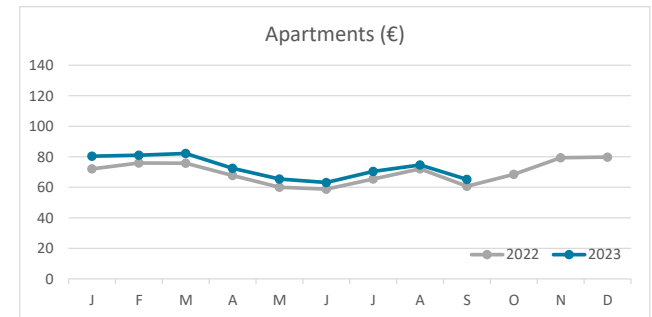
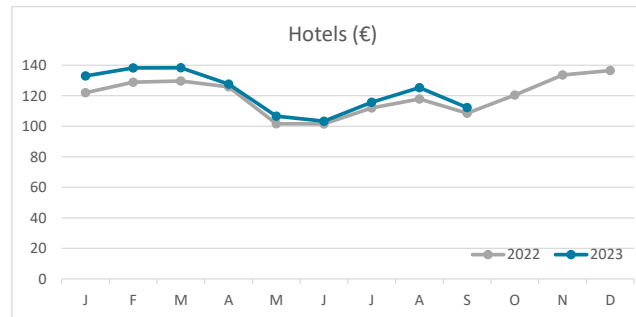
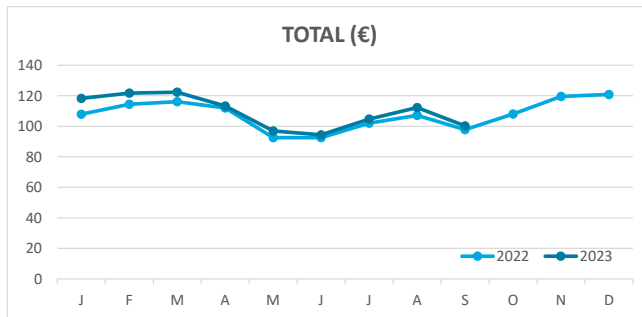
GRAN CANARIA (January - September 2023)



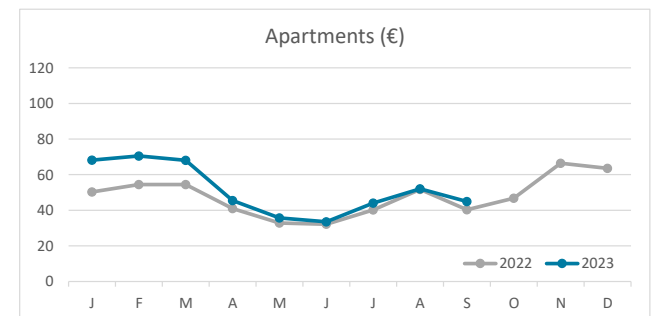
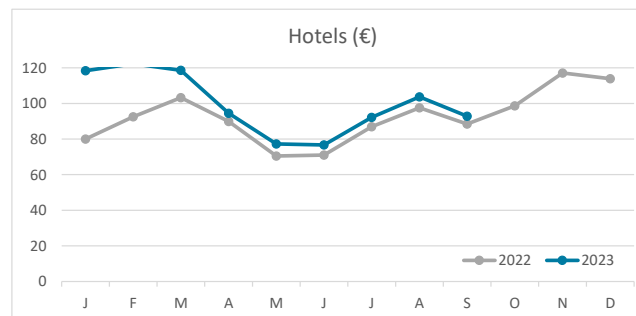
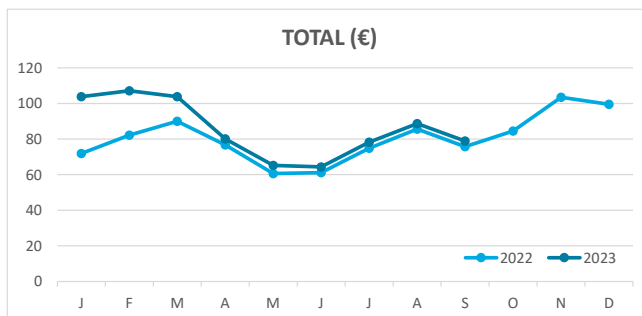
OCCUPANCY RATE PER ROOM / APARTMENT



ADR (Average Daily Rate)



REVPAR (Revenue Per Available Room)



Note: "Guests indicator" refers to number of guests checking in as new arrivals.
Source: Encuestas de Alojamiento Turístico (ISTAC)