


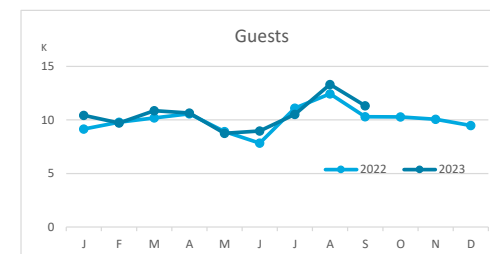
Main tourist accommodation indicators

LA GOMERA (January - September 2023)



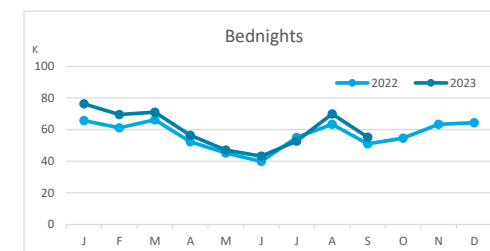
GUESTS BY ACCOMMODATION TYPE (*)

	TOTAL				Breakdown by accommodation type											
					Hotels				Apartments							
	Abroad	Mainland	Canary Islands	Total	Abroad	Mainland	Canary Islands	Total	Abroad	Mainland	Canary Islands	Total	Abroad	Mainland	Canary Islands	Total
Jan - Sep 22	46,176	3,984	40,139	90,299	29,531	3,000	27,542	60,073	16,645	984	12,597	30,226				
Jan - Sep 23	48,411	3,964	42,157	94,532	31,935	3,048	29,122	64,105	16,476	916	13,035	30,427				
Change	2,235	-20	2,018	4,233	2,404	48	1,580	4,032	-169	-68	438	201				
Change, %	4.8%	-0.5%	5.0%	4.7%	8.1%	1.6%	5.7%	6.7%	-1.0%	-6.9%	3.5%	0.7%				



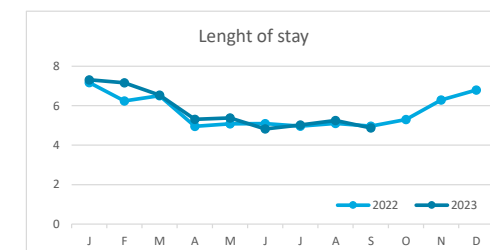
BEDNIGHTS

	TOTAL				Breakdown by accommodation type											
					Hotels				Apartments							
	Abroad	Mainland	Canary Islands	Total	Abroad	Mainland	Canary Islands	Total	Abroad	Mainland	Canary Islands	Total	Abroad	Mainland	Canary Islands	Total
Jan - Sep 22	367,156	14,565	118,560	500,281	195,201	10,578	70,695	276,474	171,955	3,987	47,865	223,807				
Jan - Sep 23	388,295	14,175	139,195	541,665	212,410	11,027	76,964	300,401	175,885	3,148	62,231	241,264				
Change	21,139	-390	20,635	41,384	17,209	449	6,269	23,927	3,930	-839	14,366	17,457				
Change, %	5.8%	-2.7%	17.4%	8.3%	8.8%	4.2%	8.9%	8.7%	2.3%	-21.0%	30.0%	7.8%				

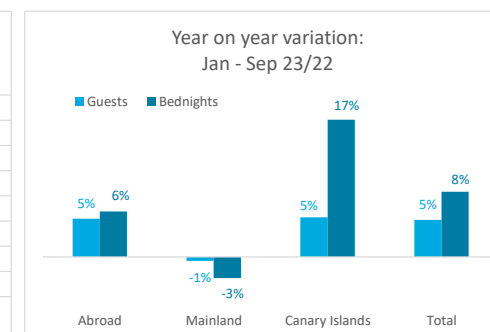
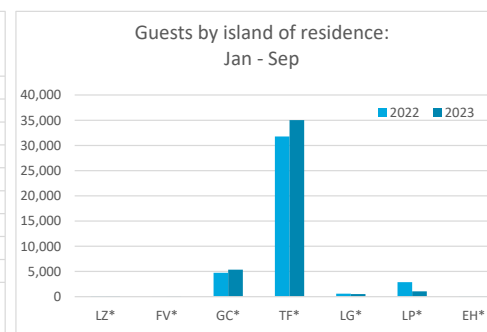
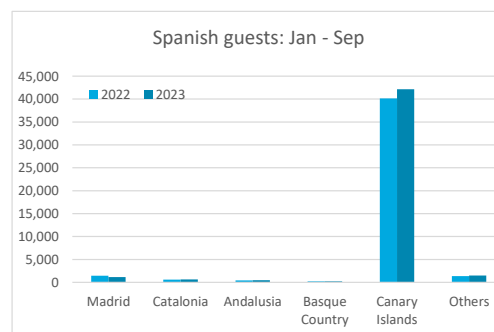
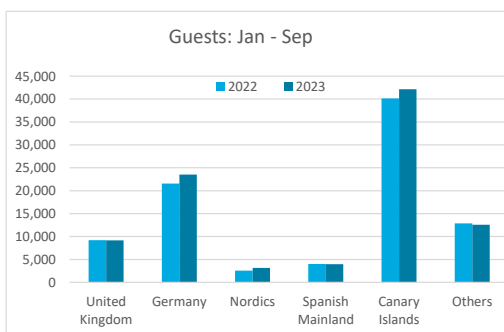


LENGHT OF STAY

	TOTAL				Breakdown by accommodation type											
					Hotels				Apartments							
	Abroad	Mainland	Canary Islands	Total	Abroad	Mainland	Canary Islands	Total	Abroad	Mainland	Canary Islands	Total	Abroad	Mainland	Canary Islands	Total
Jan - Sep 22	8.0	3.7	3.0	5.5	6.6	3.5	2.6	4.6	10.3	4.1	3.8	7.4				
Jan - Sep 23	8.0	3.6	3.3	5.7	6.7	3.6	2.6	4.7	10.7	3.4	4.8	7.9				
Change	0.1	-0.1	0.3	0.2	0.0	0.1	0.1	0.1	0.3	-0.6	1.0	0.5				



GUESTS AND BEDNIGHTS BY PLACE OF RESIDENCE



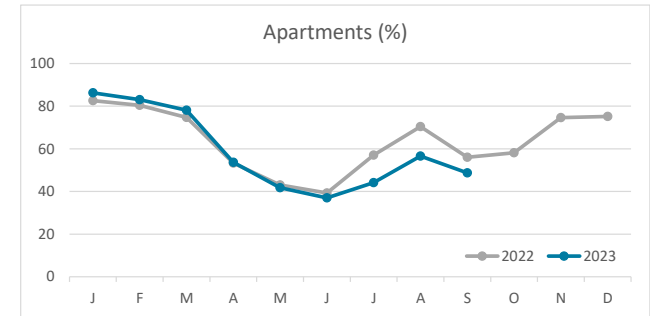
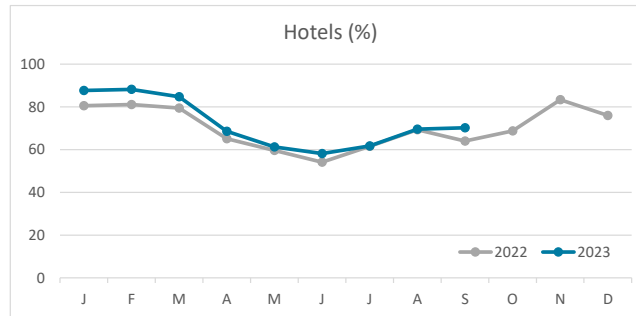
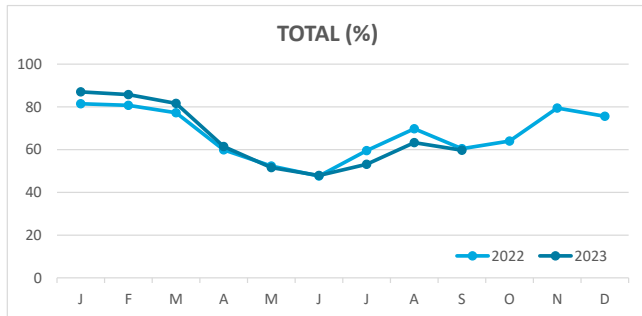
Note: LZ* (Lanzarote), FV* (Fuerteventura), GC* (Gran Canaria), TF* (Tenerife), LG* (La Gomera), LP* (La Palma) and EH* (El Hierro).

Main tourist accommodation indicators

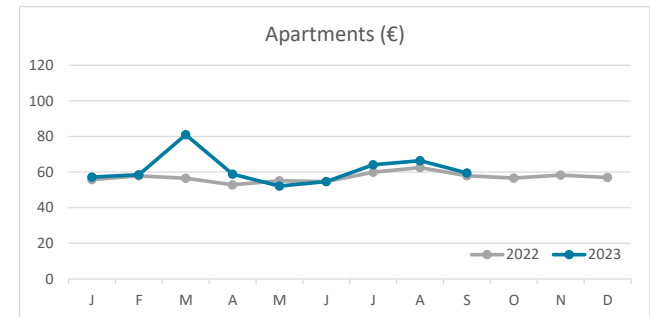
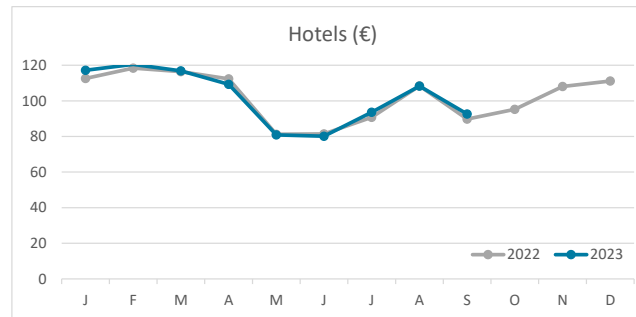
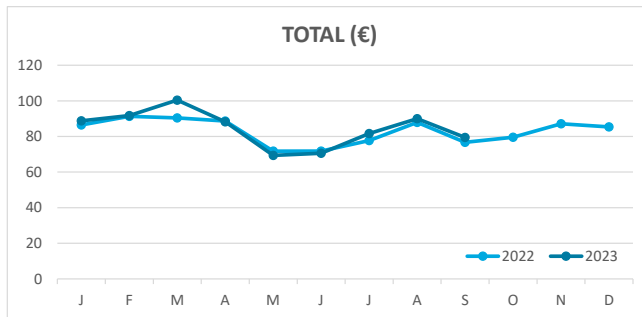
LA GOMERA (January - September 2023)



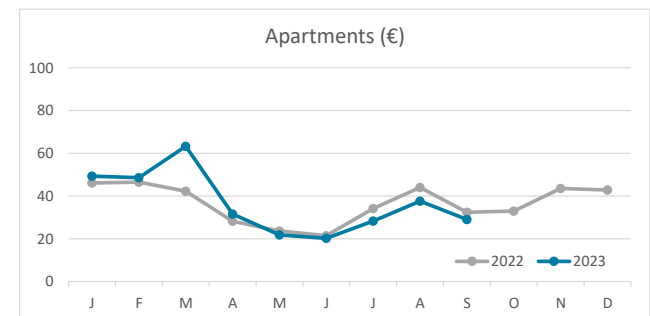
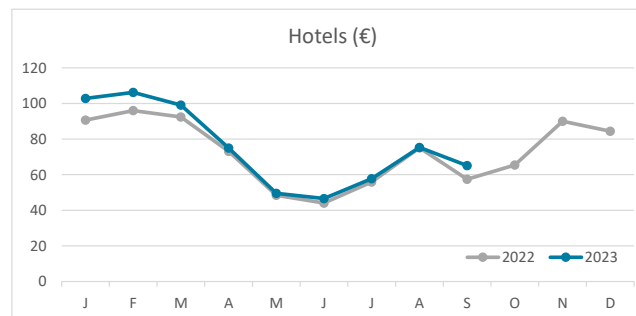
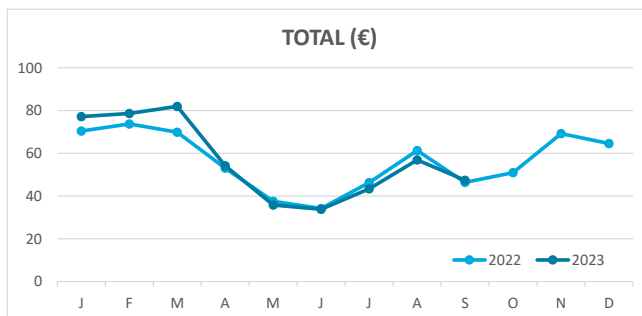
OCCUPANCY RATE PER ROOM / APARTMENT



ADR (Average Daily Rate)



REVPAR (Revenue Per Available Room)



Note: "Guests indicator" refers to number of guests checking in as new arrivals.
 Source: Encuestas de Alojamiento Turístico (ISTAC)