

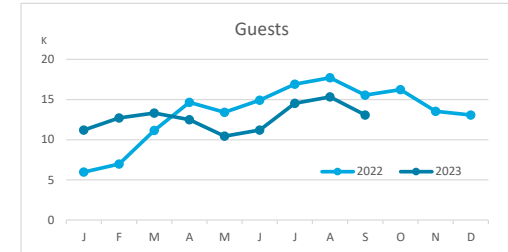
Main tourist accommodation indicators

LA PALMA (January - September 2023)



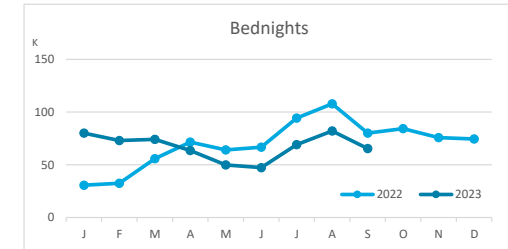
GUESTS BY ACCOMMODATION TYPE (*)

	TOTAL				Breakdown by accommodation type											
					Hotels				Apartments							
	Abroad	Mainland	Canary Islands	Total	Abroad	Mainland	Canary Islands	Total	Abroad	Mainland	Canary Islands	Total	Abroad	Mainland	Canary Islands	Total
Jan - Sep 22	41,635	46,592	29,059	117,286	28,389	35,712	15,628	79,729	13,246	10,880	13,431	37,557				
Jan - Sep 23	49,401	35,733	29,190	114,324	36,447	30,847	16,483	83,777	12,954	4,886	12,707	30,547				
Change	7,766	-10,859	131	-2,962	8,058	-4,865	855	4,048	-292	-5,994	-724	-7,010				
Change, %	18.7%	-23.3%	0.5%	-2.5%	28.4%	-13.6%	5.5%	5.1%	-2.2%	-55.1%	-5.4%	-18.7%				



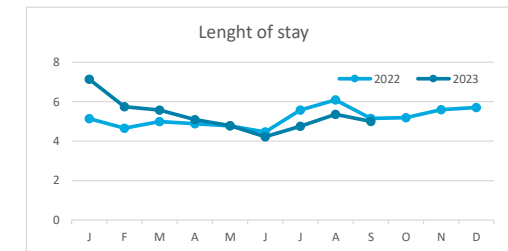
BEDNIGHTS

	TOTAL				Breakdown by accommodation type											
					Hotels				Apartments							
	Abroad	Mainland	Canary Islands	Total	Abroad	Mainland	Canary Islands	Total	Abroad	Mainland	Canary Islands	Total	Abroad	Mainland	Canary Islands	Total
Jan - Sep 22	284,549	206,957	112,094	603,600	187,235	151,773	59,137	398,145	97,314	55,184	52,957	205,455				
Jan - Sep 23	354,959	149,287	100,596	604,842	239,267	121,009	52,358	412,634	115,692	28,278	48,238	192,208				
Change	70,410	-57,670	-11,498	1,242	52,032	-30,764	-6,779	14,489	18,378	-26,906	-4,719	-13,247				
Change, %	24.7%	-27.9%	-10.3%	0.2%	27.8%	-20.3%	-11.5%	3.6%	18.9%	-48.8%	-8.9%	-6.4%				

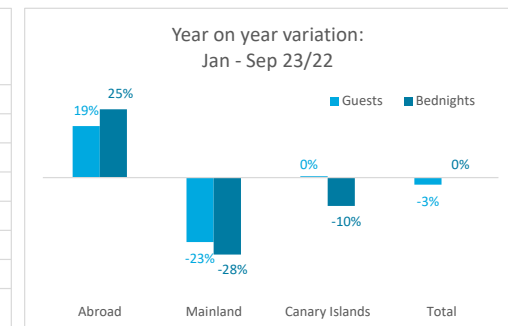
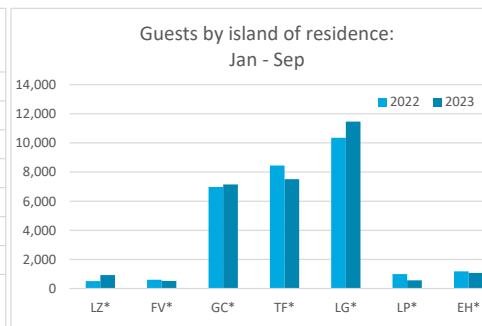
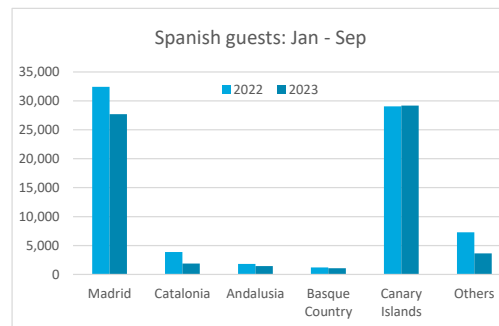
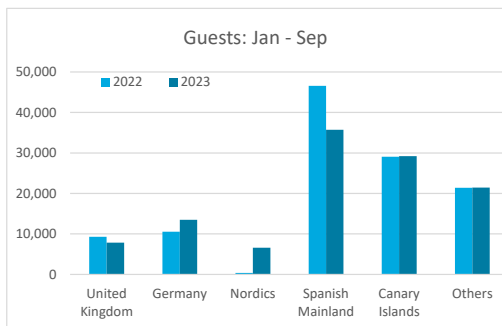


LENGHT OF STAY

	TOTAL				Breakdown by accommodation type											
					Hotels				Apartments							
	Abroad	Mainland	Canary Islands	Total	Abroad	Mainland	Canary Islands	Total	Abroad	Mainland	Canary Islands	Total	Abroad	Mainland	Canary Islands	Total
Jan - Sep 22	6.8	4.4	3.9	5.1	6.6	4.2	3.8	5.0	7.3	5.1	3.9	5.5				
Jan - Sep 23	7.2	4.2	3.4	5.3	6.6	3.9	3.2	4.9	8.9	5.8	3.8	6.3				
Change	0.4	-0.3	-0.4	0.1	0.0	-0.3	-0.6	-0.1	1.6	0.7	-0.1	0.8				



GUESTS AND BEDNIGHTS BY PLACE OF RESIDENCE



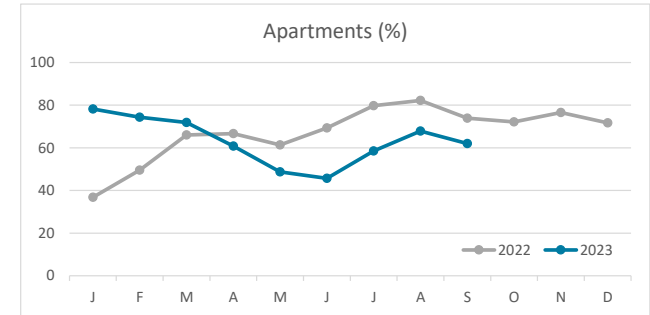
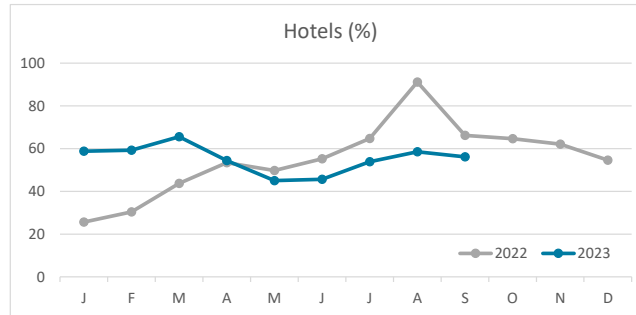
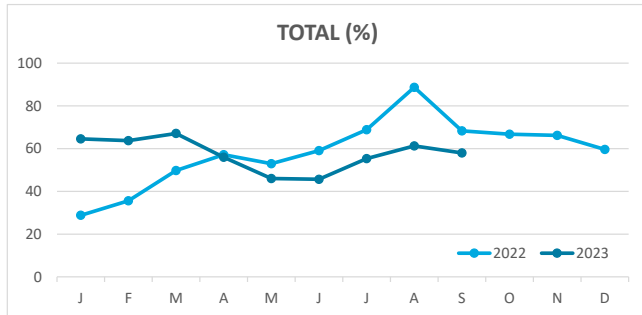
Note: LZ* (Lanzarote), FV* (Fuerteventura), GC* (Gran Canaria), TF* (Tenerife), LG* (La Gomera), LP* (La Palma) and EH* (El Hierro).

Main tourist accommodation indicators

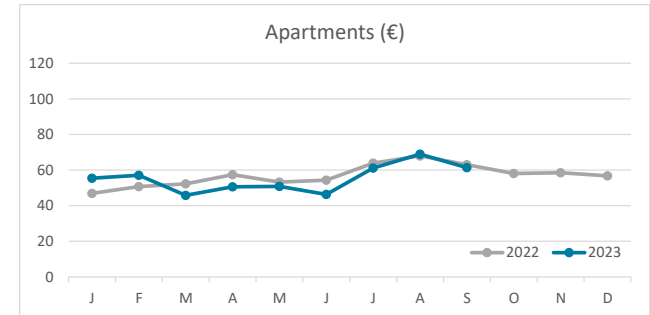
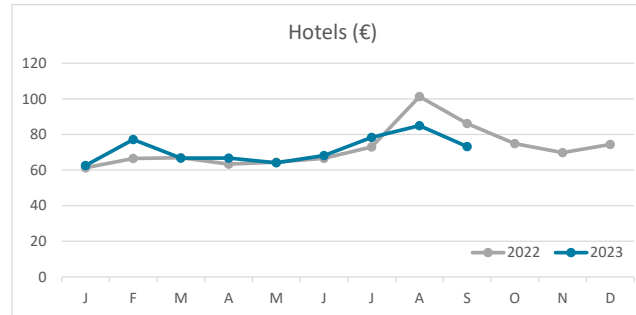
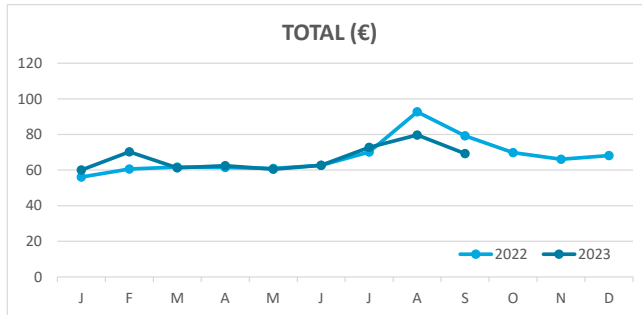
LA PALMA (January - September 2023)



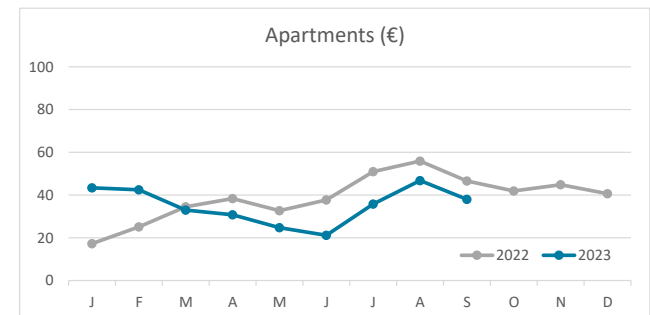
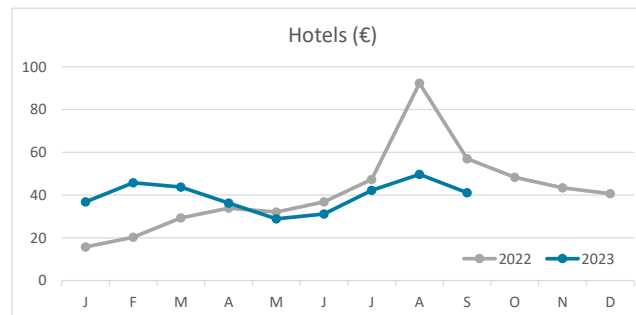
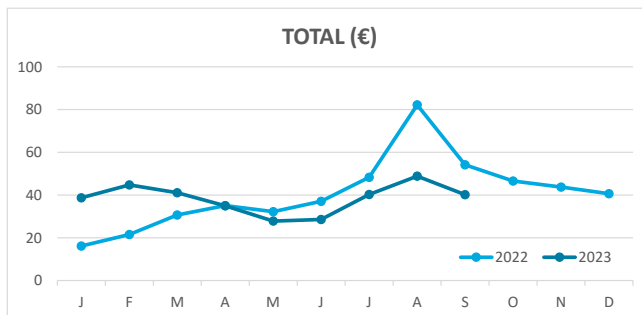
OCCUPANCY RATE PER ROOM / APARTMENT



ADR (Average Daily Rate)



REVPAR (Revenue Per Available Room)



Note: "Guests indicator" refers to number of guests checking in as new arrivals.
 Source: Encuestas de Alojamiento Turístico (ISTAC)