

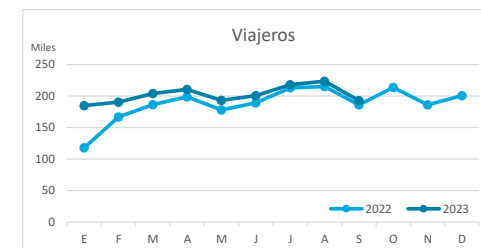
# Principales indicadores de alojamiento turístico

## LANZAROTE (hasta septiembre de 2023)



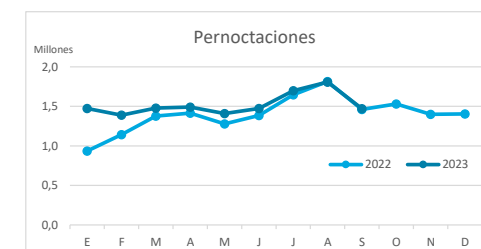
### VIAJEROS EN ALOJAMIENTO TURÍSTICO

	TOTAL				Detalle según tipo de alojamiento							
					Hotelero				Extrahotelero			
	Extranjeros	Peninsulares	Canarios	Total	Extranjeros	Peninsulares	Canarios	Total	Extranjeros	Peninsulares	Canarios	Total
ene-sep22	1.365.632	197.197	88.438	<b>1.651.267</b>	968.665	162.007	55.552	<b>1.186.224</b>	396.967	35.190	32.886	<b>465.043</b>
ene-sep23	1.530.699	206.699	80.645	<b>1.818.043</b>	1.079.046	167.968	48.573	<b>1.295.587</b>	451.653	38.731	32.072	<b>522.456</b>
Dif	165.067	9.502	-7.793	<b>166.776</b>	110.381	5.961	-6.979	<b>109.363</b>	54.686	3.541	-814	<b>57.413</b>
Dif, %	12,1%	4,8%	-8,8%	<b>10,1%</b>	11,4%	3,7%	-12,6%	<b>9,2%</b>	13,8%	10,1%	-2,5%	<b>12,3%</b>



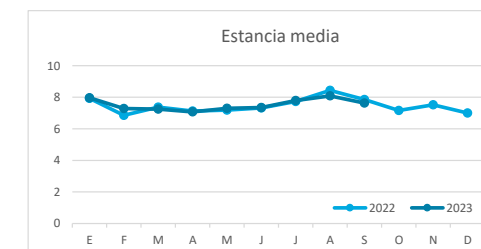
### PERNOCTACIONES

	TOTAL				Detalle según tipo de alojamiento							
					Hotelero				Extrahotelero			
	Extranjeros	Peninsulares	Canarios	Total	Extranjeros	Peninsulares	Canarios	Total	Extranjeros	Peninsulares	Canarios	Total
ene-sep22	10.928.655	1.112.709	415.536	<b>12.456.900</b>	7.468.653	872.920	237.063	<b>8.578.636</b>	3.460.002	239.789	178.473	<b>3.878.264</b>
ene-sep23	12.215.410	1.157.565	317.078	<b>13.690.053</b>	8.221.935	883.478	158.708	<b>9.264.121</b>	3.993.475	274.087	158.370	<b>4.425.932</b>
Dif	1.286.755	44.856	-98.458	<b>1.233.153</b>	753.282	10.558	-78.355	<b>685.485</b>	533.473	34.298	-20.103	<b>547.668</b>
Dif, %	11,8%	4,0%	-23,7%	<b>9,9%</b>	10,1%	1,2%	-33,1%	<b>8,0%</b>	15,4%	14,3%	-11,3%	<b>14,1%</b>

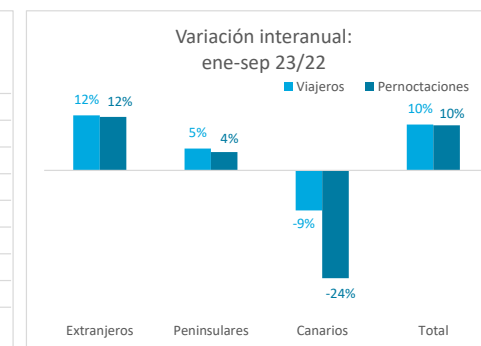
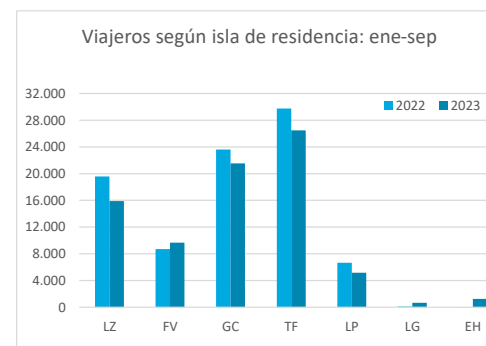
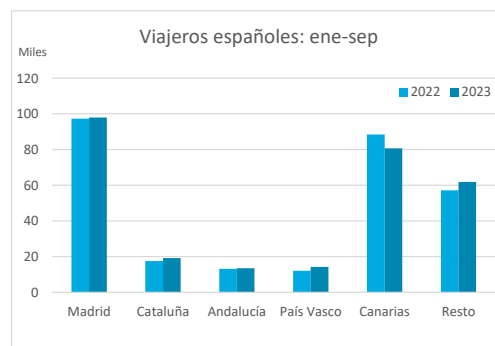
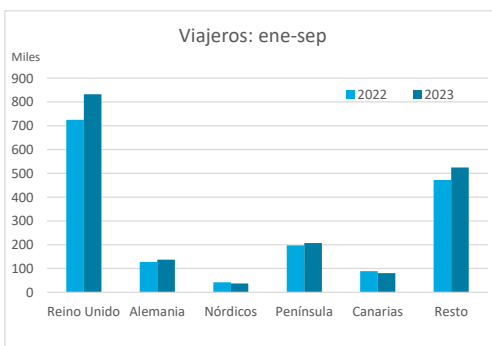


### ESTANCIA MEDIA

	TOTAL				Detalle según tipo de alojamiento							
					Hotelero				Extrahotelero			
	Extranjeros	Peninsulares	Canarios	Total	Extranjeros	Peninsulares	Canarios	Total	Extranjeros	Peninsulares	Canarios	Total
ene-sep22	8,0	5,6	4,7	<b>7,5</b>	7,7	5,4	4,3	<b>7,2</b>	8,7	6,8	5,4	<b>8,3</b>
ene-sep23	8,0	5,6	3,9	<b>7,5</b>	7,6	5,3	3,3	<b>7,2</b>	8,8	7,1	4,9	<b>8,5</b>
Dif	0,0	0,0	-0,8	<b>0,0</b>	-0,1	-0,1	-1,0	<b>-0,1</b>	0,1	0,3	-0,5	<b>0,1</b>



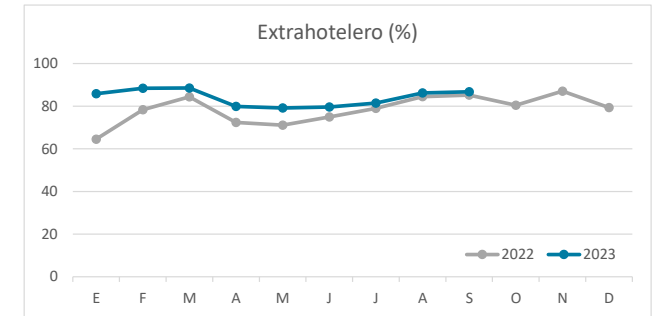
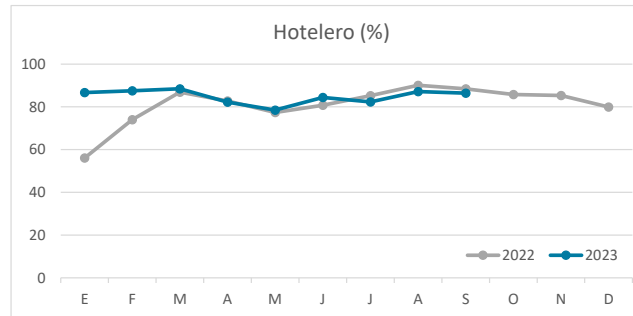
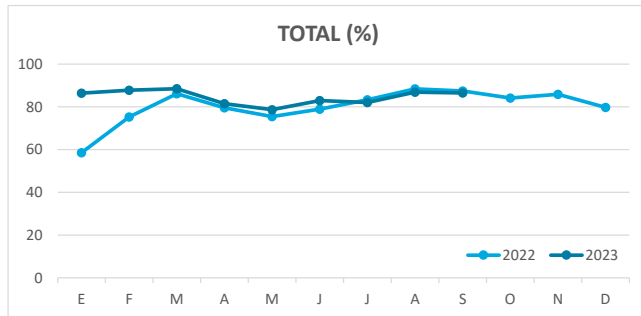
### DETALLE VIAJEROS Y PERNOCTACIONES SEGÚN LUGAR DE RESIDENCIA



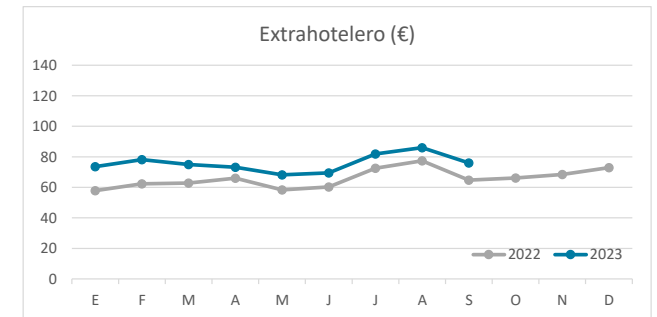
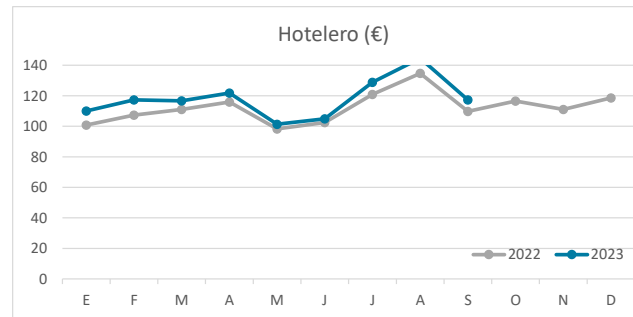
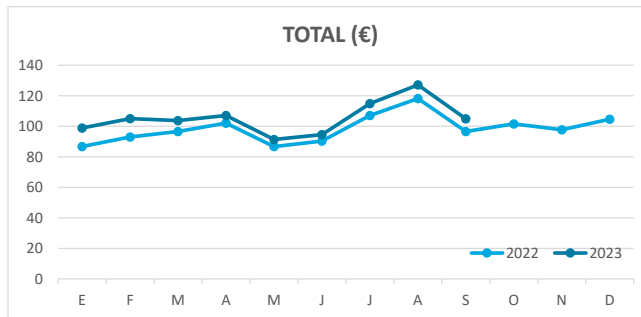
# Principales indicadores de alojamiento turístico LANZAROTE (hasta septiembre de 2023)



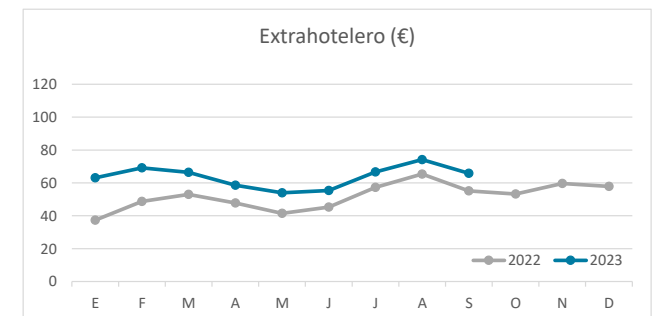
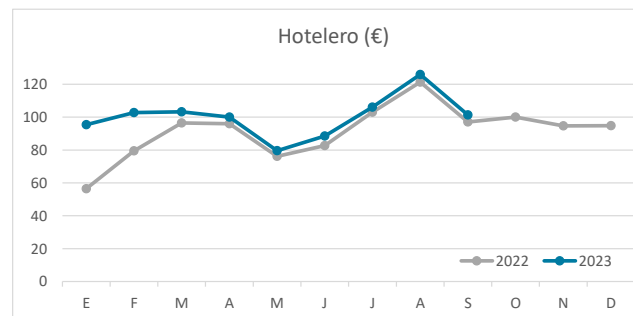
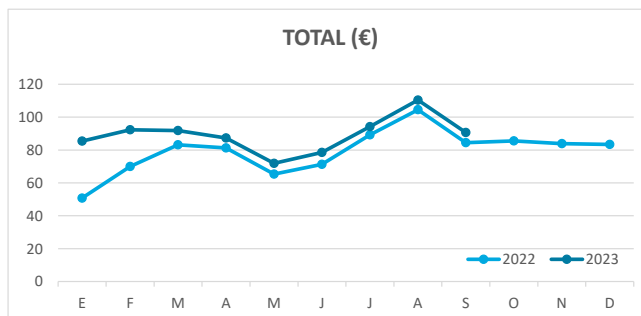
## ÍNDICE DE OCUPACIÓN POR HABITACIÓN / APARTAMENTO



## ADR (tarifa media diaria)



## REVPAR (ingreso por habitación/apartamento disponible)



Nota: el indicador de viajeros se refiere a viajeros entrados.  
Fuente: Encuestas de Alojamiento Turístico (ISTAC)