

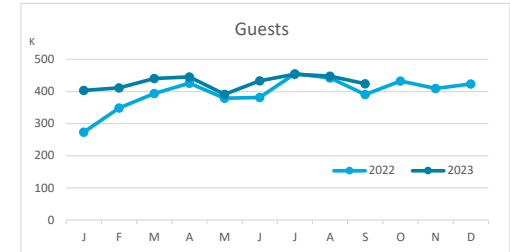
Main tourist accommodation indicators

TENERIFE (January - September 2023)



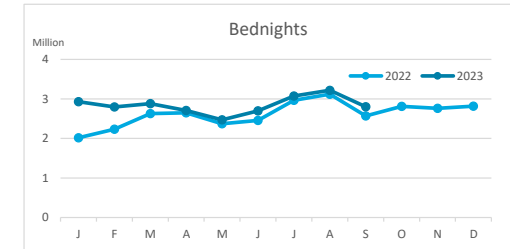
GUESTS BY ACCOMMODATION TYPE (*)

	TOTAL				Breakdown by accommodation type							
					Hotels				Apartments			
	Abroad	Mainland	Canary Islands	Total	Abroad	Mainland	Canary Islands	Total	Abroad	Mainland	Canary Islands	Total
Jan - Sep 22	2,690,002	460,086	341,997	3,492,085	2,096,180	408,406	265,673	2,770,259	593,822	51,680	76,324	721,826
Jan - Sep 23	3,016,581	483,127	351,640	3,851,348	2,332,534	425,307	276,352	3,034,193	684,047	57,820	75,288	817,155
Change	326,579	23,041	9,643	359,263	236,354	16,901	10,679	263,934	90,225	6,140	-1,036	95,329
Change, %	12.1%	5.0%	2.8%	10.3%	11.3%	4.1%	4.0%	9.5%	15.2%	11.9%	-1.4%	13.2%



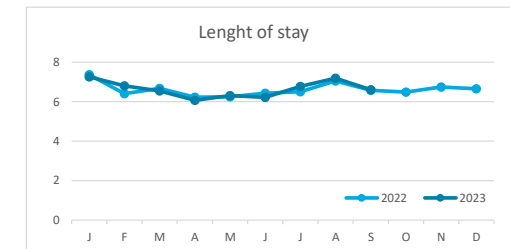
BEDNIGHTS

	TOTAL				Breakdown by accommodation type							
					Hotels				Apartments			
	Abroad	Mainland	Canary Islands	Total	Abroad	Mainland	Canary Islands	Total	Abroad	Mainland	Canary Islands	Total
Jan - Sep 22	19,769,851	2,288,563	957,251	23,015,665	15,023,339	2,005,857	701,140	17,730,336	4,746,512	282,706	256,111	5,285,329
Jan - Sep 23	22,144,841	2,366,446	1,070,937	25,582,224	16,642,916	2,069,862	790,445	19,503,223	5,501,925	296,584	280,492	6,079,001
Change	2,374,990	77,883	113,686	2,566,559	1,619,577	64,005	89,305	1,772,887	755,413	13,878	24,381	793,672
Change, %	12.0%	3.4%	11.9%	11.2%	10.8%	3.2%	12.7%	10.0%	15.9%	4.9%	9.5%	15.0%

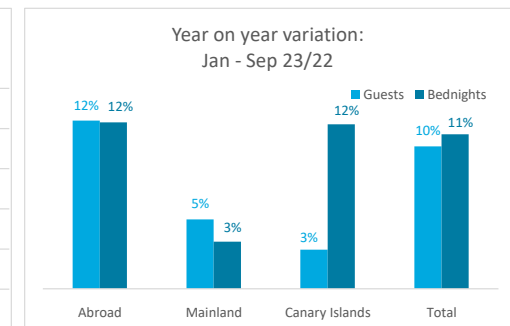
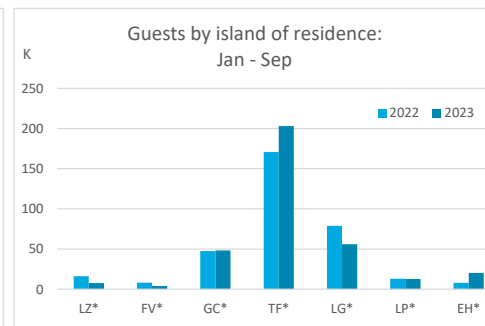
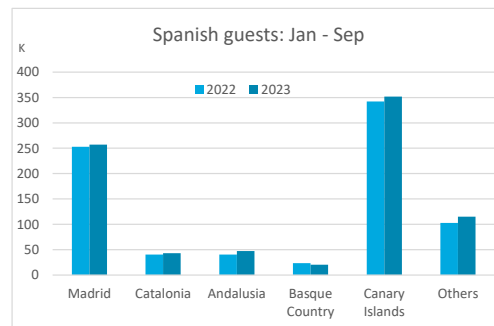
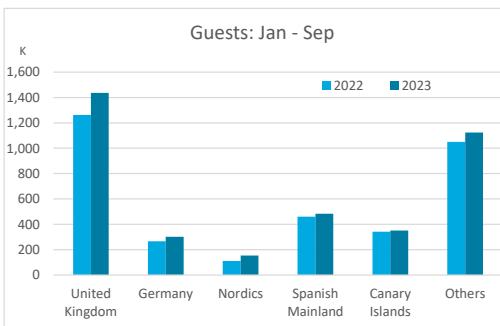


LENGHT OF STAY

	TOTAL				Breakdown by accommodation type							
					Hotels				Apartments			
	Abroad	Mainland	Canary Islands	Total	Abroad	Mainland	Canary Islands	Total	Abroad	Mainland	Canary Islands	Total
Jan - Sep 22	7.3	5.0	2.8	6.6	7.2	4.9	2.6	6.4	8.0	5.5	3.4	7.3
Jan - Sep 23	7.3	4.9	3.0	6.6	7.1	4.9	2.9	6.4	8.0	5.1	3.7	7.4
Change	0.0	-0.1	0.2	0.1	0.0	0.0	0.2	0.0	0.1	-0.3	0.4	0.1



GUESTS AND BEDNIGHTS BY PLACE OF RESIDENCE



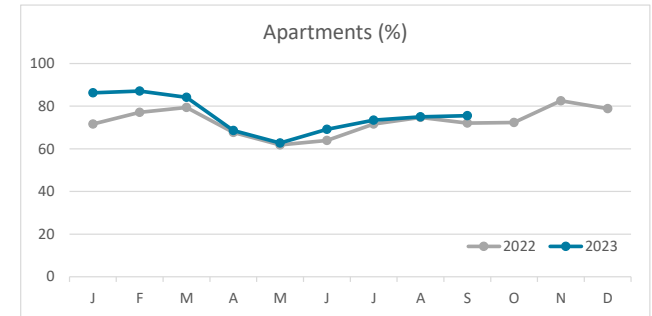
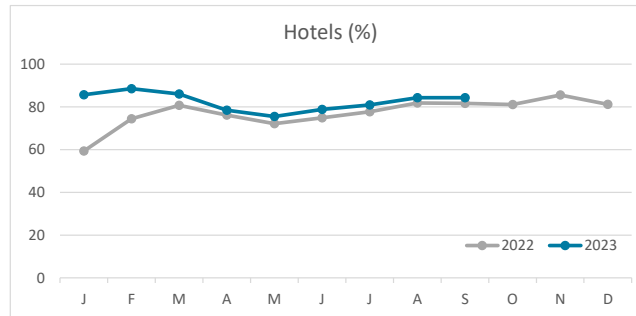
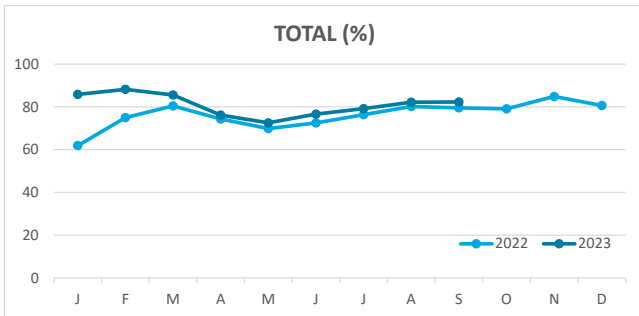
Note: LZ* (Lanzarote), FV* (Fuerteventura), GC* (Gran Canaria), TF* (Tenerife), LG* (La Gomera), LP* (La Palma) and EH* (El Hierro).

Main tourist accommodation indicators

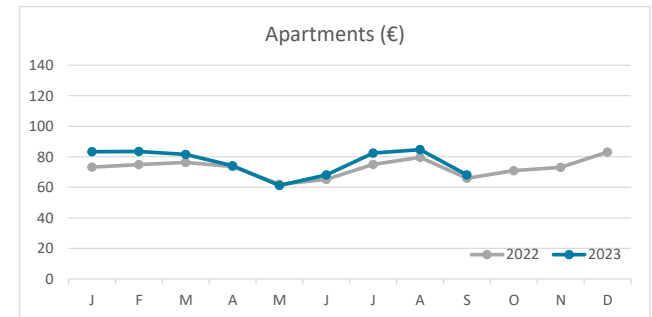
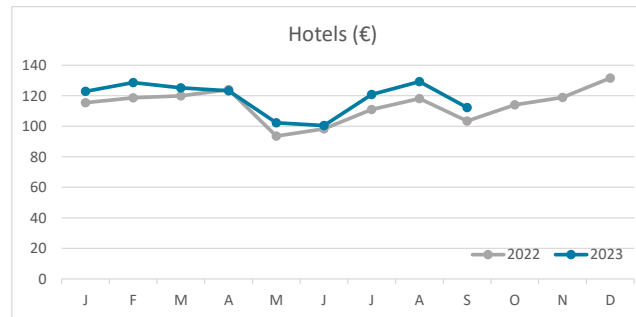
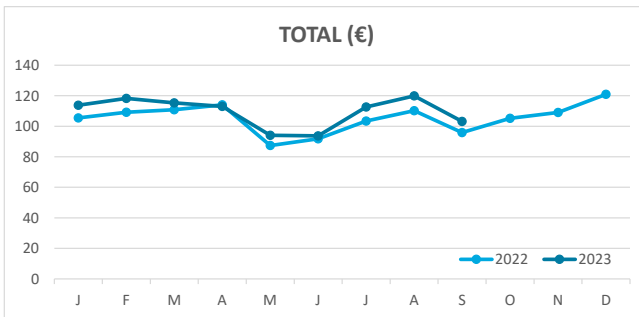
TENERIFE (January - September 2023)



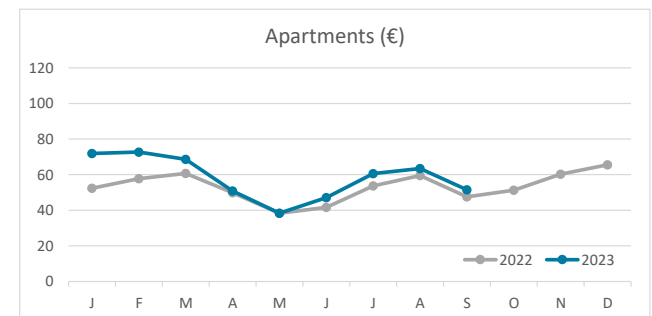
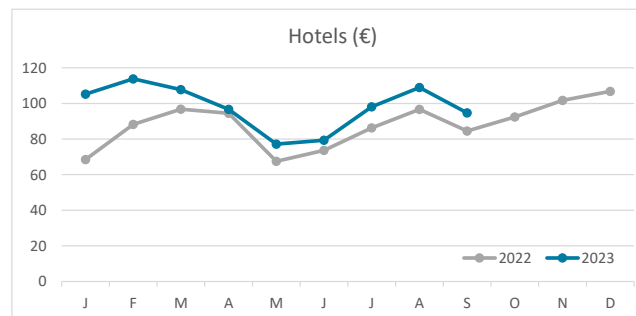
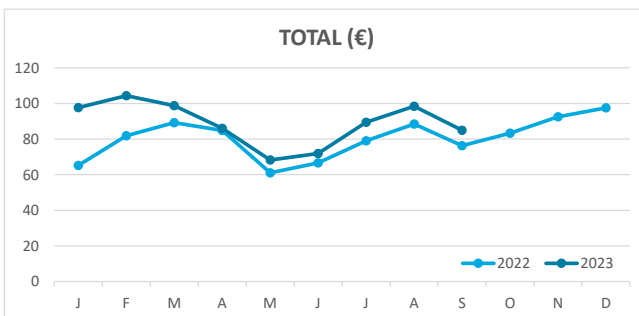
OCCUPANCY RATE PER ROOM / APARTMENT



ADR (Average Daily Rate)



REVPAR (Revenue Per Available Room)



Note: "Guests indicator" refers to number of guests checking in as new arrivals.
Source: Encuestas de Alojamiento Turístico (ISTAC)