


# Tourist arrivals in the Canary Islands (ISTAC)

August 2023



## CANARY ISLANDS

	United Kingdom	Germany	Belgium	France	Netherlands	Ireland	Italy	Switzerland	Denmark	Finland	Norway	Sweden	Nordics	Others	International	Mainland	TOTAL
2022	476,249	171,017	39,432	78,361	65,225	54,269	56,369	13,536	13,607	48	12,584	5,546	31,785	94,259	1,080,501	254,029	1,334,530
2023	491,012	159,623	31,279	74,139	67,557	60,364	59,101	13,349	8,704	263	13,837	10,356	33,160	107,337	1,096,920	234,434	1,331,354
Change	14,763	-11,394	-8,153	-4,222	2,332	6,095	2,732	-187	-4,903	215	1,253	4,810	1,375	13,078	16,419	-19,595	-3,176
Change, %	3.1%	-6.7%	-20.7%	-5.4%	3.6%	11.2%	4.8%	-1.4%	-36.0%	447.9%	10.0%	86.7%	4.3%	13.9%	1.5%	-7.7%	-0.2%

## LANZAROTE

	United Kingdom	Germany	Belgium	France	Netherlands	Ireland	Italy	Switzerland	Denmark	Finland	Norway	Sweden	Nordics	Others	International	Mainland	TOTAL
2022	123,729	16,909	5,945	16,779	8,343	29,067	9,227	-	-	-	-	-	3,777	8,772	222,547	51,540	274,088
2023	133,684	13,024	4,706	19,206	8,027	30,412	9,052	-	-	-	-	-	2,051	8,508	228,671	41,380	270,050
Change	9,955	-3,885	-1,239	2,427	-316	1,345	-175	--	--	--	--	--	-1,726	-264	6,124	-10,160	-4,038
Change, %	8.0%	-23.0%	-20.8%	14.5%	-3.8%	4.6%	-1.9%	--	--	--	--	--	-45.7%	-3.0%	2.8%	-19.7%	-1.5%

## FUERTEVENTURA

	United Kingdom	Germany	Belgium	France	Netherlands	Ireland	Italy	Switzerland	Denmark	Finland	Norway	Sweden	Nordics	Others	International	Mainland	TOTAL
2022	58,274	60,730	362	14,537	7,081	3,391	13,560	-	-	-	-	-	1,847	19,917	179,700	22,366	202,066
2023	59,640	51,258	957	12,413	5,939	5,533	11,245	-	-	-	-	-	2,604	21,692	171,280	21,740	193,020
Change	1,366	-9,472	595	-2,124	-1,142	2,142	-2,315	--	--	--	--	--	757	1,775	-8,420	-626	-9,046
Change, %	2.3%	-15.6%	164.4%	-14.6%	-16.1%	63.2%	-17.1%	--	--	--	--	--	41.0%	8.9%	-4.7%	-2.8%	-4.5%

## GRAN CANARIA

	United Kingdom	Germany	Belgium	France	Netherlands	Ireland	Italy	Switzerland	Denmark	Finland	Norway	Sweden	Nordics	Others	International	Mainland	TOTAL
2022	81,995	49,821	11,484	16,999	28,290	7,098	11,784	-	-	-	-	-	22,102	29,412	258,987	69,276	328,263
2023	84,328	49,850	8,157	15,164	26,265	9,950	10,842	-	-	-	-	-	23,074	35,283	262,912	58,195	321,107
Change	2,333	29	-3,327	-1,835	-2,025	2,852	-942	--	--	--	--	--	972	5,871	3,925	-11,081	-7,156
Change, %	2.8%	0.1%	-29.0%	-10.8%	-7.2%	40.2%	-8.0%	--	--	--	--	--	4.4%	20.0%	1.5%	-16.0%	-2.2%

## TENERIFE

	United Kingdom	Germany	Belgium	France	Netherlands	Ireland	Italy	Switzerland	Denmark	Finland	Norway	Sweden	Nordics	Others	International	Mainland	TOTAL
2022	210,190	39,951	20,944	29,407	20,368	14,713	21,526	-	-	-	-	-	4,030	48,459	409,590	100,263	509,853
2023	211,272	42,282	17,052	27,113	26,566	14,469	27,843	-	-	-	-	-	5,271	52,904	424,771	105,438	530,209
Change	1,082	2,331	-3,892	-2,294	6,198	-244	6,317	--	--	--	--	--	1,241	4,445	15,181	5,175	20,356
Change, %	0.5%	5.8%	-18.6%	-7.8%	30.4%	-1.7%	29.3%	--	--	--	--	--	30.8%	9.2%	3.7%	5.2%	4.0%

## LA PALMA

	United Kingdom	Germany	Belgium	France	Netherlands	Ireland	Italy	Switzerland	Denmark	Finland	Norway	Sweden	Nordics	Others	International	Mainland	TOTAL
2022	1,565	2,608	692	425	1,143	0	191	-	-	-	-	-	0	919	7,543	9,245	16,788
2023	1,575	1,865	174	229	737	0	120	-	-	-	-	-	0	2,022	6,721	6,084	12,806
Change	10	-743	-518	-196	-406	0	-71	--	--	--	--	--	0	1,103	-822	-3,161	-3,982
Change, %	0.6%	-28.5%	-74.9%	-46.1%	-35.5%	--	-37.2%	--	--	--	--	--	--	120.0%	-10.9%	-34.2%	-23.7%

Source: Frontur (ISTAC). Tourist arrivals by air.

Note: on the result of the estimated Canary Islands total arrivals, tourists from La Gomera and El Hierro are included. Only main tourists are taken into account in each island.

# Tourist arrivals in the Canary Islands (ISTAC)

January - August 2023



## CANARY ISLANDS

	United Kingdom	Germany	Belgium	France	Netherlands	Ireland	Italy	Switzerland	Denmark	Finland	Norway	Sweden	Nordics	Others	International	Mainland	TOTAL
2022	3,159,641	1,392,846	267,350	503,660	430,264	369,194	384,074	91,539	209,381	88,068	172,097	170,683	640,229	753,007	7,991,797	1,294,491	9,286,289
2023	3,655,958	1,586,211	281,344	563,623	418,064	474,458	417,489	117,483	193,190	110,006	232,530	225,089	760,815	887,258	9,162,697	1,341,270	10,503,968
Change	496,317	193,365	13,994	59,963	-12,200	105,264	33,415	25,944	-16,191	21,938	60,433	54,406	120,586	134,251	1,170,900	46,779	1,217,679
Change, %	15.7%	13.9%	5.2%	11.9%	-2.8%	28.5%	8.7%	28.3%	-7.7%	24.9%	35.1%	31.9%	18.8%	17.8%	14.7%	3.6%	13.1%

## LANZAROTE

	United Kingdom	Germany	Belgium	France	Netherlands	Ireland	Italy	Switzerland	Denmark	Finland	Norway	Sweden	Nordics	Others	International	Mainland	TOTAL
2022	818,882	137,813	33,108	117,329	62,654	176,360	54,166	-	-	-	-	-	49,773	75,372	1,525,453	232,334	1,757,787
2023	983,673	154,014	40,073	144,608	54,711	233,289	62,905	-	-	-	-	-	40,810	70,724	1,784,803	220,011	2,004,812
Change	164,791	16,201	6,965	27,279	-7,943	56,929	8,739	--	--	--	--	--	-8,963	-4,648	259,350	-12,323	247,025
Change, %	20.1%	11.8%	21.0%	23.3%	-12.7%	32.3%	16.1%	--	--	--	--	--	-18.0%	-6.2%	17.0%	-5.3%	14.1%

## FUERTEVENTURA

	United Kingdom	Germany	Belgium	France	Netherlands	Ireland	Italy	Switzerland	Denmark	Finland	Norway	Sweden	Nordics	Others	International	Mainland	TOTAL
2022	363,412	419,071	9,270	92,840	42,063	22,696	78,678	-	-	-	-	-	37,980	121,048	1,187,058	105,983	1,293,039
2023	454,209	451,054	15,180	91,854	39,592	40,150	76,433	-	-	-	-	-	41,433	149,651	1,359,553	118,337	1,477,889
Change	90,797	31,983	5,910	-986	-2,471	17,454	-2,245	--	--	--	--	--	3,453	28,603	172,495	12,354	184,850
Change, %	25.0%	7.6%	63.8%	-1.1%	-5.9%	76.9%	-2.9%	--	--	--	--	--	9.1%	23.6%	14.5%	11.7%	14.3%

## GRAN CANARIA

	United Kingdom	Germany	Belgium	France	Netherlands	Ireland	Italy	Switzerland	Denmark	Finland	Norway	Sweden	Nordics	Others	International	Mainland	TOTAL
2022	498,419	421,015	70,693	84,752	176,993	51,208	71,091	-	-	-	-	-	393,003	219,589	1,986,765	362,166	2,348,932
2023	595,042	493,928	71,223	104,315	170,989	72,930	80,569	-	-	-	-	-	478,745	277,477	2,345,219	357,272	2,702,491
Change	96,623	72,913	530	19,563	-6,004	21,722	9,478	--	--	--	--	--	85,742	57,888	358,454	-4,894	353,559
Change, %	19.4%	17.3%	0.7%	23.1%	-3.4%	42.4%	13.3%	--	--	--	--	--	21.8%	26.4%	18.0%	-1.4%	15.1%

## TENERIFE

	United Kingdom	Germany	Belgium	France	Netherlands	Ireland	Italy	Switzerland	Denmark	Finland	Norway	Sweden	Nordics	Others	International	Mainland	TOTAL
2022	1,462,060	371,332	151,268	202,693	141,060	118,159	179,022	-	-	-	-	-	155,249	416,439	3,197,280	544,024	3,741,303
2023	1,609,764	449,100	151,312	218,653	147,349	127,591	196,494	-	-	-	-	-	194,184	491,306	3,585,749	606,248	4,191,995
Change	147,704	77,768	44	15,960	6,289	9,432	17,472	--	--	--	--	--	38,935	74,867	388,469	62,224	450,692
Change, %	10.1%	20.9%	0.0%	7.9%	4.5%	8.0%	9.8%	--	--	--	--	--	25.1%	18.0%	12.1%	11.4%	12.0%

## LA PALMA


	United Kingdom	Germany	Belgium	France	Netherlands	Ireland	Italy	Switzerland	Denmark	Finland	Norway	Sweden	Nordics	Others	International	Mainland	TOTAL
2022	8,808	19,249	2,443	2,619	5,421	247	842	-	-	-	-	-	668	8,299	48,593	42,760	91,351
2023	8,899	23,676	2,486	2,539	4,986	240	819	-	-	-	-	-	3,849	11,577	59,070	31,021	90,093
Change	91	4,427	43	-80	-435	-7	-23	--	--	--	--	--	3,181	3,278	10,477	-11,739	-1,258
Change, %	1.0%	23.0%	1.8%	-3.1%	-8.0%	-2.8%	-2.7%	--	--	--	--	--	476.2%	39.5%	21.6%	-27.5%	-1.4%

Source: Frontur (ISTAC). Tourist arrivals by air.

Note: on the result of the estimated Canary Islands total arrivals, tourists from La Gomera and El Hierro are included. Only main tourists are taken into account in each island.

# International tourist arrivals in Spain (INE)

## August 2023



### BY COUNTRY OF RESIDENCE

Monthly																		
	UK	Germany	Belgium	France	Netherlands	Ireland	Italy	Switzerland	Denmark	Finland	Norway	Sweden	Nordics	Russia	Portugal	Austria	Others	INTERNATIONAL
Aug-22	1,840,664	1,111,063	302,063	1,647,034	526,669	230,202	640,666	168,263	87,581	21,921	85,670	113,425	308,597	0	436,687	129,366	1,507,391	8,848,665
Aug-23	2,024,316	1,175,464	323,403	1,942,453	551,307	281,729	732,682	208,875	92,986	20,675	88,925	125,056	327,642	0	457,251	137,697	1,913,915	10,076,734
Change	183,652	64,401	21,340	295,419	24,638	51,527	92,016	40,612	5,405	-1,246	3,255	11,631	19,045	--	20,564	8,331	406,524	1,228,069
Change, %	10.0%	5.8%	7.1%	17.9%	4.7%	22.4%	14.4%	24.1%	6.2%	-5.7%	3.8%	10.3%	6.2%	--	4.7%	6.4%	27.0%	13.9%

Year-to-date																		
	UK	Germany	Belgium	France	Netherlands	Ireland	Italy	Switzerland	Denmark	Finland	Norway	Sweden	Nordics	Russia	Portugal	Austria	Others	INTERNATIONAL
Jan-Aug 22	10,210,057	6,587,413	1,734,689	7,012,647	2,801,771	1,409,261	2,731,151	1,105,317	764,708	271,482	800,665	918,543	2,755,398	31,528	1,672,587	725,156	9,476,168	48,253,143
Jan-Aug 23	11,805,265	7,175,943	1,863,719	8,383,623	2,763,615	1,689,362	3,372,523	1,336,954	812,313	348,415	922,407	1,115,638	3,198,773	--	2,002,052	949,550	13,164,221	57,705,600
Change	1,595,208	588,530	129,030	1,370,976	-38,156	280,101	641,372	231,637	47,605	76,933	121,742	197,095	443,375	--	329,465	224,394	3,688,053	9,452,457
Change, %	15.6%	8.9%	7.4%	19.6%	-1.4%	19.9%	23.5%	21.0%	6.2%	28.3%	15.2%	21.5%	16.1%	--	19.7%	30.9%	38.9%	19.6%

### BY AUTONOMOUS COMMUNITY

Monthly																		
	Canary Islands	Andalusia	Aragon	Asturias	Canary Islands	Cantabria	C. y Leon	C. La Mancha	Catalonia	Canarian Region	Extremadura	Galicia	Madrid	Murcia	Navarre	Basque Country	La Rioja	SPAIN
Aug-22	1,035,403	1,295,900	37,648	43,565	2,185,677	66,068	192,637	18,897	1,901,752	1,057,976	36,767	185,975	447,380	105,005	25,787	191,159	0	8,848,665
Aug-23	1,062,618	1,441,316	43,111	67,380	2,344,314	91,303	214,485	24,348	2,124,230	1,266,142	34,643	276,817	623,702	143,382	31,827	268,888	0	10,076,734
Change	27,215	145,416	5,463	23,815	158,637	25,235	21,848	5,451	222,478	208,166	-2,124	90,842	176,322	38,377	6,040	77,729	0	1,228,069
Change, %	2.6%	11.2%	14.5%	54.7%	7.3%	38.2%	11.3%	28.8%	11.7%	19.7%	-5.8%	48.8%	39.4%	36.5%	23.4%	40.7%	--	13.9%


  

Year-to-date																		
	Canary Islands	Andalusia	Aragon	Asturias	Canary Islands	Cantabria	C. y Leon	C. La Mancha	Catalonia	Canarian Region	Extremadura	Galicia	Madrid	Murcia	Navarre	Basque Country	La Rioja	SPAIN
Jan-Aug 22	7,809,692	6,734,717	268,090	192,681	9,658,243	232,690	700,827	113,445	9,953,580	5,780,138	178,167	856,232	3,775,732	583,874	160,820	1,045,946	0	48,253,143
Jan-Aug 23	8,942,812	8,302,798	293,996	278,176	10,491,358	327,053	869,621	92,790	12,348,023	7,037,126	120,852	1,073,861	4,980,124	664,130	175,812	1,401,484	11,533	57,705,600
Change	1,133,120	1,568,081	25,906	85,495	833,115	94,363	168,794	-20,655	2,394,443	1,256,988	-57,315	217,629	1,204,392	80,256	14,992	355,538	11,533	9,452,457
Change, %	14.5%	23.3%	9.7%	44.4%	8.6%	40.6%	24.1%	-18.2%	24.1%	21.7%	-32.2%	25.4%	31.9%	13.7%	9.3%	34.0%	--	19.6%

Note: Since March 2022, "Russia" is included in Others. Source: Frontur (INE).

# Tourist arrivals in the Canary Islands (ISTAC)

August 2023



## Number of tourists by holiday package booking and country of residence

### August 2023

	Book	Do not book	TOTAL	% Book	% Do not book
<b>International</b>	609,674	487,248	1,096,921	55.6%	44.4%
- Germany	109,023	50,600	159,623	68.3%	31.7%
- Netherlands	46,120	21,437	67,557	68.3%	31.7%
- Ireland	21,588	38,776	60,364	35.8%	64.2%
- Nordics	16,670	16,491	33,161	50.3%	49.7%
- United Kingdom	289,444	201,568	491,012	58.9%	41.1%
- Switzerland	5,940	7,409	13,349	44.5%	55.5%
- Others	120,889	150,967	271,855	44.5%	55.5%
<b>Spanish Mainland</b>	38,828	195,606	234,434	16.6%	83.4%
<b>TOTAL</b>	648,502	682,854	1,331,355	48.7%	51.3%

### January - August 2023

	Book	Do not book	TOTAL	% Book	% Do not book
<b>International</b>	4,782,109	4,380,602	9,162,703	52.2%	47.8%
- Germany	1,046,781	539,430	1,586,211	66.0%	34.0%
- Netherlands	251,071	166,994	418,064	60.1%	39.9%
- Ireland	150,506	323,953	474,458	31.7%	68.3%
- Nordics	469,222	291,593	760,815	61.7%	38.3%
- United Kingdom	2,037,422	1,618,537	3,655,958	55.7%	44.3%
- Switzerland	49,397	68,088	117,483	42.0%	58.0%
- Others	777,710	1,372,007	2,149,714	36.2%	63.8%
<b>Spanish Mainland</b>	226,193	1,115,078	1,341,270	16.9%	83.1%
<b>TOTAL</b>	5,008,302	5,495,680	10,503,973	47.7%	52.3%

## Share of tourists by accommodation type and country of residence

### August 2023

	Hotels and similar	Apartments	Property	Cruise	Others
<b>International</b>	70.7%	19.5%	2.2%	0.2%	7.4%
- Germany	75.6%	11.9%	3.8%	1.2%	7.5%
- Netherlands	65.9%	26.4%	1.6%	0.0%	6.1%
- Ireland	55.0%	38.8%	1.1%	0.2%	4.9%
- Nordics	57.4%	22.9%	8.5%	0.0%	11.2%
- United Kingdom	70.4%	23.3%	1.6%	0.0%	4.7%
- Switzerland	79.8%	4.5%	4.0%	0.0%	11.6%
- Others	74.1%	11.6%	2.0%	0.0%	12.3%
<b>Spanish Mainland</b>	57.3%	10.9%	2.6%	0.0%	29.3%
<b>TOTAL</b>	68.3%	18.0%	2.3%	0.2%	11.2%

### January - August 2023

	Hotels and similar	Apartments	Property	Cruise	Others
<b>International</b>	68.2%	18.9%	2.8%	1.9%	8.1%
- Germany	70.9%	10.9%	3.5%	7.6%	7.0%
- Netherlands	66.9%	25.2%	1.4%	0.3%	6.2%
- Ireland	58.2%	32.8%	2.3%	0.4%	6.3%
- Nordics	65.9%	26.4%	2.7%	0.1%	4.9%
- United Kingdom	68.5%	22.2%	2.2%	1.3%	5.8%
- Switzerland	75.5%	9.8%	3.4%	0.5%	10.7%
- Others	68.6%	12.6%	3.6%	0.4%	14.8%
<b>Spanish Mainland</b>	59.9%	9.6%	1.8%	0.0%	28.7%
<b>TOTAL</b>	67.2%	17.7%	2.7%	1.7%	10.8%

Source: Frontur (ISTAC). Tourist arrivals by air.

Note: on the result of the estimated Canary Islands total arrivals, tourists from La Gomera and El Hierro are included.

# Tourist arrivals in the Canary Islands (ISTAC)

August 2023



## Number of tourists by holiday package booking and island of stay

August 2023

	Lanzarote	Fuerteventura	Gran Canaria	Tenerife	La Palma	CANARY ISLANDS	
<b>Book</b>	<b>Total</b>	<b>131,701</b>	<b>129,109</b>	<b>177,946</b>	<b>210,142</b>	<b>648,502</b>	
	- International	123,335	123,560	168,077	195,299	3,402	<b>609,674</b>
	- Spanish Mainland	8,366	5,549	9,869	14,843	875	<b>38,828</b>
<b>Do not book</b>	<b>Total</b>	<b>143,552</b>	<b>68,484</b>	<b>148,165</b>	<b>325,681</b>	<b>10,913</b>	<b>682,854</b>
	- International	109,192	50,671	97,994	232,653	5,461	<b>487,248</b>
	- Spanish Mainland	34,360	17,813	50,171	93,028	5,452	<b>195,606</b>
<b>TOTAL</b>	<b>All markets</b>	<b>275,252</b>	<b>197,592</b>	<b>326,111</b>	<b>535,822</b>	<b>15,189</b>	<b>1,331,355</b>
	- International	232,526	174,230	266,071	427,951	8,863	<b>1,096,921</b>
	- Spanish Mainland	42,726	23,362	60,040	107,871	6,326	<b>234,434</b>
<b>% book package</b>	<b>Total</b>	<b>47.8%</b>	<b>65.3%</b>	<b>54.6%</b>	<b>39.2%</b>	<b>28.2%</b>	<b>48.7%</b>
	- International	53.0%	70.9%	63.2%	45.6%	38.4%	<b>55.6%</b>
	- Spanish Mainland	19.6%	23.8%	16.4%	13.8%	13.8%	<b>16.6%</b>

January - August 2023

	Lanzarote	Fuerteventura	Gran Canaria	Tenerife	La Palma	CANARY ISLANDS	
<b>Book</b>	<b>Total</b>	<b>992,780</b>	<b>1,009,033</b>	<b>1,454,510</b>	<b>1,682,488</b>	<b>58,057</b>	<b>5,008,302</b>
	- International	955,802	984,919	1,409,340	1,564,492	53,875	<b>4,782,109</b>
	- Spanish Mainland	36,978	24,114	45,170	117,996	4,182	<b>226,193</b>
<b>Do not book</b>	<b>Total</b>	<b>1,084,917</b>	<b>530,190</b>	<b>1,304,080</b>	<b>2,588,392</b>	<b>79,061</b>	<b>5,495,680</b>
	- International	897,073	432,038	985,710	2,085,350	48,657	<b>4,380,602</b>
	- Spanish Mainland	187,844	98,152	318,370	503,042	30,404	<b>1,115,078</b>
<b>TOTAL</b>	<b>All markets</b>	<b>2,077,697</b>	<b>1,539,221</b>	<b>2,758,590</b>	<b>4,270,879</b>	<b>137,118</b>	<b>10,503,973</b>
	- International	1,852,876	1,416,955	2,395,048	3,649,841	102,533	<b>9,162,703</b>
	- Spanish Mainland	224,821	122,266	363,542	621,038	34,585	<b>1,341,270</b>
<b>% book package</b>	<b>Total</b>	<b>47.8%</b>	<b>65.6%</b>	<b>52.7%</b>	<b>39.4%</b>	<b>42.3%</b>	<b>47.7%</b>
	- International	51.6%	69.5%	58.8%	42.9%	52.5%	<b>52.2%</b>
	- Spanish Mainland	16.4%	19.7%	12.4%	19.0%	12.1%	<b>16.9%</b>

## Share of tourists by accommodation type and island of stay

August 2023

	Lanzarote	Fuerteventura	Gran Canaria	Tenerife	La Palma	CANARY ISLANDS	
<b>International</b>	Hotels	66.8%	83.8%	70.5%	67.2%	43.2%	<b>70.7%</b>
	Apartments	28.7%	8.3%	19.3%	19.1%	14.2%	<b>19.5%</b>
	Property	0.7%	1.8%	2.5%	2.9%	4.4%	<b>2.2%</b>
	Cruise	0.4%	0.5%	0.7%	0.3%	6.3%	<b>0.2%</b>
	Others	3.4%	5.6%	6.9%	10.5%	32.0%	<b>7.4%</b>
<b>Spanish Mainland</b>	Hotels	67.0%	62.7%	55.8%	55.3%	28.0%	<b>57.3%</b>
	Apartments	16.3%	13.1%	11.0%	9.1%	8.4%	<b>10.9%</b>
	Property	2.0%	4.2%	1.5%	3.0%	2.6%	<b>2.6%</b>
	Cruise	0.0%	0.0%	0.0%	0.0%	0.0%	<b>0.0%</b>
	Others	14.6%	20.0%	31.7%	32.5%	61.0%	<b>29.3%</b>
<b>TOTAL</b>	Hotels	66.9%	81.3%	67.8%	64.8%	36.8%	<b>68.3%</b>
	Apartments	26.8%	8.8%	17.8%	17.1%	11.8%	<b>18.0%</b>
	Property	0.9%	2.1%	2.4%	2.9%	3.7%	<b>2.3%</b>
	Cruise	0.3%	0.4%	0.6%	0.2%	3.7%	<b>0.2%</b>
	Others	5.2%	7.3%	11.5%	14.9%	44.1%	<b>11.2%</b>

January - August 2023

	Lanzarote	Fuerteventura	Gran Canaria	Tenerife	La Palma	CANARY ISLANDS	
<b>International</b>	Hotels	64.1%	80.3%	66.4%	64.0%	31.7%	<b>68.2%</b>
	Apartments	27.7%	8.8%	19.5%	17.5%	11.7%	<b>18.9%</b>
	Property	1.3%	2.2%	2.4%	3.8%	3.1%	<b>2.8%</b>
	Cruise	2.7%	3.3%	5.1%	3.0%	30.5%	<b>1.9%</b>
	Others	4.2%	5.5%	6.6%	11.7%	23.0%	<b>8.1%</b>
<b>Spanish Mainland</b>	Hotels	65.1%	62.4%	57.1%	60.5%	46.2%	<b>59.9%</b>
	Apartments	15.4%	11.3%	8.6%	8.0%	6.5%	<b>9.6%</b>
	Property	1.5%	3.0%	1.5%	1.7%	2.8%	<b>1.8%</b>
	Cruise	0.1%	0.1%	0.1%	0.0%	0.2%	<b>0.0%</b>
	Others	17.9%	23.2%	32.7%	29.8%	44.3%	<b>28.7%</b>
<b>TOTAL</b>	Hotels	64.2%	78.8%	65.2%	63.5%	35.4%	<b>67.2%</b>
	Apartments	26.4%	9.0%	18.1%	16.1%	10.4%	<b>17.7%</b>
	Property	1.4%	2.2%	2.3%	3.5%	3.0%	<b>2.7%</b>
	Cruise	2.4%	3.0%	4.4%	2.6%	22.8%	<b>1.7%</b>
	Others	5.7%	6.9%	10.1%	14.3%	28.3%	<b>10.8%</b>

Source: Frontur (ISTAC). Tourist arrivals by air.

Note: in the islands are included tourists who have chosen the island as the main destination of their trip or as a secondary destination. (\*) Others = house of friend or relative + other type of accommodation