


Tourist arrivals in the Canary Islands (ISTAC)

January 2023



CANARY ISLANDS

	United Kingdom	Germany	Belgium	France	Netherlands	Ireland	Italy	Switzerland	Denmark	Finland	Norway	Sweden	Nordics	Others	International	Mainland	TOTAL
2022	198,298	144,391	29,138	39,718	51,512	35,158	35,028	7,548	36,625	22,355	30,454	39,415	128,849	92,758	762,397	101,310	863,707
2023	392,102	227,784	34,081	61,859	52,767	56,511	61,799	12,313	42,353	38,435	54,362	61,541	196,691	121,264	1,217,170	150,987	1,368,158
Change	193,804	83,393	4,943	22,141	1,255	21,353	26,771	4,765	5,728	16,080	23,908	22,126	67,842	28,506	454,773	49,677	504,451
Change, %	97.7%	57.8%	17.0%	55.7%	2.4%	60.7%	76.4%	63.1%	15.6%	71.9%	78.5%	56.1%	52.7%	30.7%	59.7%	49.0%	58.41%

LANZAROTE

	United Kingdom	Germany	Belgium	France	Netherlands	Ireland	Italy	Switzerland	Denmark	Finland	Norway	Sweden	Nordics	Others	International	Mainland	TOTAL
2022	46,331	13,332	3,422	7,659	7,535	13,883	4,157	-	-	-	-	-	8,564	8,101	112,983	16,742	129,725
2023	101,911	22,573	4,389	14,020	8,843	25,680	8,440	-	-	-	-	-	10,149	10,577	206,582	23,604	230,186
Change	55,580	9,241	967	6,361	1,308	11,797	4,283	--	--	--	--	--	1,585	2,476	93,599	6,862	100,461
Change, %	120.0%	69.3%	28.3%	83.1%	17.4%	85.0%	103.0%	--	--	--	--	--	18.5%	30.6%	82.8%	41.0%	77.4%

FUERTEVENTURA

	United Kingdom	Germany	Belgium	France	Netherlands	Ireland	Italy	Switzerland	Denmark	Finland	Norway	Sweden	Nordics	Others	International	Mainland	TOTAL
2022	18,483	33,483	1,114	6,367	4,675	2,232	4,934	-	-	-	-	-	5,851	12,425	89,564	7,337	96,901
2023	47,367	54,510	2,292	10,301	5,102	3,377	11,061	-	-	-	-	-	8,943	17,536	160,488	10,208	170,697
Change	28,884	21,027	1,178	3,934	427	1,145	6,127	--	--	--	--	--	3,092	5,111	70,924	2,871	73,796
Change, %	156.3%	62.8%	105.7%	61.8%	9.1%	51.3%	124.2%	--	--	--	--	--	52.8%	41.1%	79.2%	39.1%	76.2%

GRAN CANARIA

	United Kingdom	Germany	Belgium	France	Netherlands	Ireland	Italy	Switzerland	Denmark	Finland	Norway	Sweden	Nordics	Others	International	Mainland	TOTAL
2022	28,948	44,200	6,604	4,828	18,475	4,516	7,236	-	-	-	-	-	77,795	24,998	217,599	30,744	248,343
2023	59,806	76,777	8,156	11,094	22,573	10,510	13,222	-	-	-	-	-	120,428	34,746	357,312	41,141	398,453
Change	30,858	32,577	1,552	6,266	4,098	5,994	5,986	--	--	--	--	--	42,633	9,748	139,713	10,397	150,110
Change, %	106.6%	73.7%	23.5%	129.8%	22.2%	132.7%	82.7%	--	--	--	--	--	54.8%	39.0%	64.2%	33.8%	60.4%

TENERIFE

	United Kingdom	Germany	Belgium	France	Netherlands	Ireland	Italy	Switzerland	Denmark	Finland	Norway	Sweden	Nordics	Others	International	Mainland	TOTAL
2022	103,296	48,611	17,755	19,224	20,014	14,487	18,376	-	-	-	-	-	35,772	53,863	331,396	41,710	373,106
2023	181,400	66,659	18,621	25,580	15,387	16,812	28,668	-	-	-	-	-	56,139	68,936	478,201	71,033	549,234
Change	78,104	18,048	866	6,356	-4,627	2,325	10,292	--	--	--	--	--	20,367	15,073	146,805	29,323	176,128
Change, %	75.6%	37.1%	4.9%	33.1%	-23.1%	16.0%	56.0%	--	--	--	--	--	56.9%	28.0%	44.3%	70.3%	47.2%

LA PALMA


	United Kingdom	Germany	Belgium	France	Netherlands	Ireland	Italy	Switzerland	Denmark	Finland	Norway	Sweden	Nordics	Others	International	Mainland	TOTAL
2022	201	658	74	141	138	41	183	-	-	-	-	-	66	720	2,221	3,580	5,801
2023	798	5,017	555	561	725	28	227	-	-	-	-	-	734	1,106	9,751	3,885	13,636
Change	597	4,359	481	420	587	-13	44	--	--	--	--	--	668	386	7,530	305	7,835
Change, %	297.0%	662.5%	650.0%	297.9%	425.4%	-31.7%	24.0%	--	--	--	--	--	1012.1%	53.6%	339.0%	8.5%	135.1%

Source: Frontur (ISTAC). Tourist arrivals by air.

Note: on the result of the estimated Canary Islands total arrivals, tourists from La Gomera and El Hierro are included. Only main tourists are taken into account in each island.

International tourist arrivals in Spain (INE)

January 2023

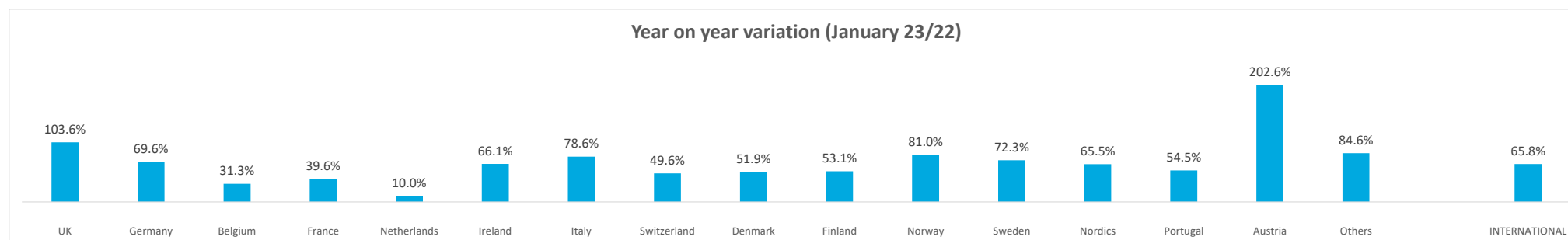


BY COUNTRY OF RESIDENCE

Monthly

	UK	Germany	Belgium	France	Netherlands	Ireland	Italy	Switzerland	Denmark	Finland	Norway	Sweden	Nordics	Portugal	Austria	Others	INTERNATIONAL
Jan-22	364,528	282,002	103,568	347,451	185,268	70,208	156,847	60,093	58,198	34,308	49,770	65,696	207,972	92,724	17,388	555,837	2,501,443
Jan-23	742,212	478,258	136,035	485,116	203,843	116,594	280,139	89,900	88,413	52,533	90,083	113,168	344,197	143,293	52,619	1,026,332	4,147,345
Change	377,684	196,256	32,467	137,665	18,575	46,386	123,292	29,807	30,215	18,225	40,313	47,472	136,225	50,569	35,231	470,495	1,645,902
Change, %	103.6%	69.6%	31.3%	39.6%	10.0%	66.1%	78.6%	49.6%	51.9%	53.1%	81.0%	72.3%	65.5%	54.5%	202.6%	84.6%	65.8%

Year on year variation (January 23/22)

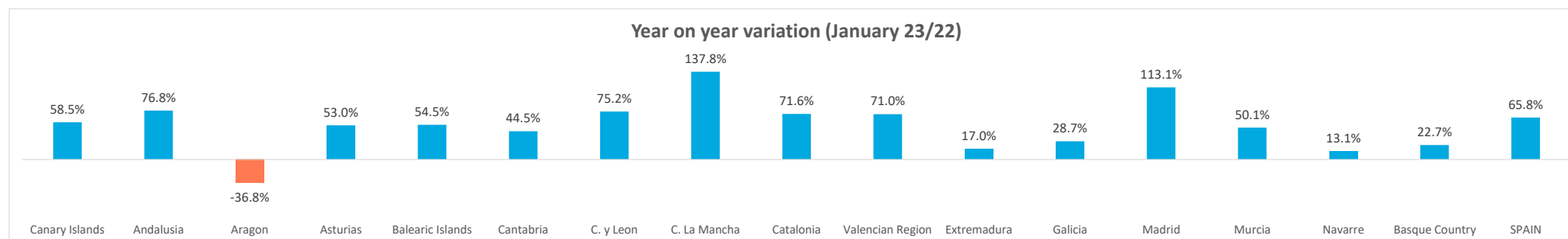


BY AUTONOMOUS COMMUNITY

Monthly


	Canary Islands	Andalusia	Aragon	Asturias	Balearic Islands	Cantabria	C. y Leon	C. La Mancha	Catalonia	Valencian Region	Extremadura	Galicia	Madrid	Murcia	Navarre	Basque Country	La Rioja	SPAIN
Jan-22	759,766	323,469	34,473	12,561	83,167	10,901	43,262	10,405	465,172	280,868	24,188	60,632	247,982	39,041	12,526	68,732	0	2,501,443
Jan-23	1,204,177	571,873	21,781	19,221	128,515	15,750	75,787	24,745	798,331	480,302	28,299	78,031	528,543	58,610	14,167	84,305	0	4,147,345
Change	444,411	248,404	-12,692	6,660	45,348	4,849	32,525	14,340	333,159	199,434	4,111	17,399	280,561	19,569	1,641	15,573	0	1,645,902
Change, %	58.5%	76.8%	-36.8%	53.0%	54.5%	44.5%	75.2%	137.8%	71.6%	71.0%	17.0%	28.7%	113.1%	50.1%	13.1%	22.7%	--	65.8%

Year on year variation (January 23/22)



Tourist arrivals in the Canary Islands (ISTAC)

January 2023



Number of tourists by holiday package booking and country of residence

January 2023

	Book	Do not book	TOTAL	% Book	% Do not book
International	569,273	647,898	1,217,170	46.8%	53.2%
- Germany	136,768	91,016	227,784	60.0%	40.0%
- Netherlands	25,122	27,645	52,767	47.6%	52.4%
- Ireland	12,920	43,591	56,511	22.9%	77.1%
- Nordics	122,961	73,729	196,690	62.5%	37.5%
- United Kingdom	187,826	204,277	392,102	47.9%	52.1%
- Switzerland	3,618	8,695	12,313	29.4%	70.6%
- Others	80,058	198,945	279,003	28.7%	71.3%
Spanish Mainland	11,802	139,185	150,987	7.8%	92.2%
TOTAL	581,075	787,083	1,368,157	42.5%	57.5%

January - 2023

	Book	Do not book	TOTAL	% Book	% Do not book
International	--	--	--	--	--
- Germany	--	--	--	--	--
- Netherlands	--	--	--	--	--
- Ireland	--	--	--	--	--
- Nordics	--	--	--	--	--
- United Kingdom	--	--	--	--	--
- Switzerland	--	--	--	--	--
- Others	--	--	--	--	--
Spanish Mainland	--	--	--	--	--
TOTAL	--	--	--	--	--

Share of tourists by accommodation type and country of residence

January 2023

	Hotels and similar	Apartments	Property	Cruise	Others
International	63.5%	18.5%	3.5%	3.4%	11.1%
- Germany	61.2%	10.8%	3.8%	14.0%	10.2%
- Netherlands	60.6%	24.1%	2.4%	1.7%	11.1%
- Ireland	58.8%	26.7%	1.9%	0.6%	12.0%
- Nordics	66.2%	26.0%	2.2%	0.2%	5.5%
- United Kingdom	65.0%	20.8%	2.8%	1.7%	9.8%
- Switzerland	70.1%	11.6%	4.2%	1.1%	12.9%
- Others	62.5%	14.0%	5.6%	0.5%	17.4%
Spanish Mainland	47.9%	4.9%	2.6%	0.0%	44.6%
TOTAL	61.8%	17.0%	3.4%	3.0%	14.8%

January - 2023

	Hotels and similar	Apartments	Property	Cruise	Others
International	--	--	--	--	--
- Germany	--	--	--	--	--
- Netherlands	--	--	--	--	--
- Ireland	--	--	--	--	--
- Nordics	--	--	--	--	--
- United Kingdom	--	--	--	--	--
- Switzerland	--	--	--	--	--
- Others	--	--	--	--	--
Spanish Mainland	--	--	--	--	--
TOTAL	--	--	--	--	--

Source: Frontur (ISTAC). Tourist arrivals by air.

Note: on the result of the estimated Canary Islands total arrivals, tourists from La Gomera and El Hierro are included.

Tourist arrivals in the Canary Islands (ISTAC)

January 2023



Number of tourists by holiday package booking and island of stay

January 2023

	Lanzarote	Fuerteventura	Gran Canaria	Tenerife	La Palma	CANARY ISLANDS	
Book	Total	94,558	110,564	211,861	187,148	9,707	581,075
	- International	93,083	109,454	208,815	180,846	9,619	569,273
	- Spanish Mainland	1,475	1,110	3,046	6,302	88	11,802
Do not book	Total	147,796	68,963	197,282	375,389	13,538	787,083
	- International	125,324	59,351	158,686	309,239	9,196	647,898
	- Spanish Mainland	22,472	9,612	38,596	66,150	4,342	139,185
TOTAL	All markets	242,354	179,526	409,144	562,538	23,245	1,368,157
	- International	218,407	168,805	367,501	490,086	18,815	1,217,170
	- Spanish Mainland	23,947	10,721	41,643	72,452	4,430	150,987
% book package	Total	39.0%	61.6%	51.8%	33.3%	41.8%	42.5%
	- International	42.6%	64.8%	56.8%	36.9%	51.1%	46.8%
	- Spanish Mainland	6.2%	10.4%	7.3%	8.7%	2.0%	7.8%

January - 2023

	Lanzarote	Fuerteventura	Gran Canaria	Tenerife	La Palma	CANARY ISLANDS	
Book	Total	--	--	--	--	--	--
	- International	--	--	--	--	--	--
	- Spanish Mainland	--	--	--	--	--	--
Do not book	Total	--	--	--	--	--	--
	- International	--	--	--	--	--	--
	- Spanish Mainland	--	--	--	--	--	--
TOTAL	All markets	--	--	--	--	--	--
	- International	--	--	--	--	--	--
	- Spanish Mainland	--	--	--	--	--	--
% book package	Total	--	--	--	--	--	--
	- International	--	--	--	--	--	--
	- Spanish Mainland	--	--	--	--	--	--

Share of tourists by accommodation type and island of stay

January 2023

	Lanzarote	Fuerteventura	Gran Canaria	Tenerife	La Palma	CANARY ISLANDS	
International	Hotels	58.8%	74.5%	61.4%	59.9%	19.7%	63.5%
	Apartments	26.8%	11.1%	19.4%	16.7%	14.8%	18.5%
	Property	1.5%	2.6%	2.9%	4.7%	3.7%	3.5%
	Cruise	3.6%	4.5%	7.6%	4.7%	39.6%	3.4%
	Others	9.4%	7.2%	8.7%	14.0%	22.3%	11.1%
Spanish Mainland	Hotels	59.0%	63.2%	43.6%	46.7%	21.9%	47.9%
	Apartments	10.5%	7.8%	3.3%	3.6%	2.1%	4.9%
	Property	1.3%	3.2%	2.9%	2.1%	5.3%	2.6%
	Cruise	0.0%	0.0%	0.0%	0.0%	0.0%	0.0%
	Others	29.1%	25.9%	50.2%	47.6%	70.6%	44.6%
TOTAL	Hotels	58.8%	73.9%	59.5%	58.2%	20.1%	61.8%
	Apartments	25.2%	10.9%	17.8%	15.0%	12.4%	17.0%
	Property	1.5%	2.6%	2.9%	4.4%	4.0%	3.4%
	Cruise	3.2%	4.3%	6.8%	4.1%	32.0%	3.0%
	Others	11.3%	8.3%	13.0%	18.3%	31.5%	14.8%

January - 2023

	Lanzarote	Fuerteventura	Gran Canaria	Tenerife	La Palma	CANARY ISLANDS	
International	Hotels	--	--	--	--	--	--
	Apartments	--	--	--	--	--	--
	Property	--	--	--	--	--	--
	Cruise	--	--	--	--	--	--
	Others	--	--	--	--	--	--
Spanish Mainland	Hotels	--	--	--	--	--	--
	Apartments	--	--	--	--	--	--
	Property	--	--	--	--	--	--
	Cruise	--	--	--	--	--	--
	Others	--	--	--	--	--	--
TOTAL	Hotels	--	--	--	--	--	--
	Apartments	--	--	--	--	--	--
	Property	--	--	--	--	--	--
	Cruise	--	--	--	--	--	--
	Others	--	--	--	--	--	--

Source: Frontur (ISTAC). Tourist arrivals by air.

Note: in the islands are included tourists who have chosen the island as the main destination of their trip or as a secondary destination. (*) Others = house of friend or relative + other type of accommodation