


Tourist arrivals in the Canary Islands (ISTAC)

July 2023



CANARY ISLANDS

	United Kingdom	Germany	Belgium	France	Netherlands	Ireland	Italy	Switzerland	Denmark	Finland	Norway	Sweden	Nordics	Others	International	Mainland	TOTAL
2022	461,970	171,039	50,613	67,978	50,370	59,559	52,730	14,579	16,150	587	13,789	6,665	37,191	105,171	1,071,200	217,039	1,288,239
2023	491,756	158,902	42,228	74,105	53,302	69,791	47,735	15,168	12,693	563	21,870	9,335	44,461	115,254	1,112,701	210,832	1,323,533
Change	29,786	-12,137	-8,385	6,127	2,932	10,232	-4,995	589	-3,457	-24	8,081	2,670	7,270	10,083	41,501	-6,207	35,294
Change, %	6.4%	-7.1%	-16.6%	9.0%	5.8%	17.2%	-9.5%	4.0%	-21.4%	-4.1%	58.6%	40.1%	19.5%	9.6%	3.9%	-2.9%	2.74%

LANZAROTE

	United Kingdom	Germany	Belgium	France	Netherlands	Ireland	Italy	Switzerland	Denmark	Finland	Norway	Sweden	Nordics	Others	International	Mainland	TOTAL
2022	120,754	16,895	6,822	16,295	6,566	31,528	8,159	-	-	-	-	-	4,532	9,572	221,123	42,428	263,551
2023	131,852	14,377	6,317	19,186	5,324	36,047	8,019	0	0	0	0	0	1,872	9,896	232,889	39,679	272,568
Change	11,098	-2,518	-505	2,891	-1,242	4,519	-140	--	--	--	--	--	-2,660	324	11,766	-2,749	9,017
Change, %	9.2%	-14.9%	-7.4%	17.7%	-18.9%	14.3%	-1.7%	--	--	--	--	--	-58.7%	3.4%	5.3%	-6.5%	3.4%

FUERTEVENTURA

	United Kingdom	Germany	Belgium	France	Netherlands	Ireland	Italy	Switzerland	Denmark	Finland	Norway	Sweden	Nordics	Others	International	Mainland	TOTAL
2022	57,678	62,374	1,679	13,748	5,171	3,556	12,776	-	-	-	-	-	2,220	21,242	180,445	19,280	199,724
2023	58,833	54,300	2,180	14,242	3,904	5,731	9,454	0	0	0	0	0	3,526	21,716	173,886	20,739	194,625
Change	1,155	-8,074	501	494	-1,267	2,175	-3,322	--	--	--	--	--	1,306	474	-6,559	1,459	-5,099
Change, %	2.0%	-12.9%	29.8%	3.6%	-24.5%	61.2%	-26.0%	--	--	--	--	--	58.8%	2.2%	-3.6%	7.6%	-2.6%

GRAN CANARIA

	United Kingdom	Germany	Belgium	France	Netherlands	Ireland	Italy	Switzerland	Denmark	Finland	Norway	Sweden	Nordics	Others	International	Mainland	TOTAL
2022	74,861	50,522	15,527	14,414	21,946	7,622	9,154	-	-	-	-	-	25,857	34,668	254,571	58,557	313,128
2023	84,549	46,967	11,955	13,442	24,028	9,468	8,793	0	0	0	0	0	32,249	38,276	269,727	52,159	321,886
Change	9,688	-3,555	-3,572	-972	2,082	1,846	-361	--	--	--	--	--	6,392	3,608	15,156	-6,398	8,758
Change, %	12.9%	-7.0%	-23.0%	-6.7%	9.5%	24.2%	-3.9%	--	--	--	--	--	24.7%	10.4%	6.0%	-10.9%	2.8%

TENERIFE

	United Kingdom	Germany	Belgium	France	Netherlands	Ireland	Italy	Switzerland	Denmark	Finland	Norway	Sweden	Nordics	Others	International	Mainland	TOTAL
2022	206,103	38,033	25,956	22,625	15,577	16,852	22,560	-	-	-	-	-	4,556	52,016	404,278	89,279	493,557
2023	215,302	40,574	21,312	26,760	19,674	18,546	21,290	0	0	0	0	0	6,725	58,577	428,758	90,057	518,815
Change	9,199	2,541	-4,644	4,135	4,097	1,694	-1,270	--	--	--	--	--	2,169	6,561	24,480	778	25,258
Change, %	4.5%	6.7%	-17.9%	18.3%	26.3%	10.1%	-5.6%	--	--	--	--	--	47.6%	12.6%	6.1%	0.9%	5.1%

LA PALMA

	United Kingdom	Germany	Belgium	France	Netherlands	Ireland	Italy	Switzerland	Denmark	Finland	Norway	Sweden	Nordics	Others	International	Mainland	TOTAL
2022	1,453	2,385	617	620	1,109	0	81	-	-	-	-	-	27	1,529	7,821	6,470	14,291
2023	747	1,627	236	266	374	0	155	0	0	0	0	0	14	1,869	5,289	6,459	11,748
Change	-706	-758	-381	-354	-735	0	74	--	--	--	--	--	-13	340	-2,532	-11	-2,543
Change, %	-48.6%	-31.8%	-61.8%	-57.1%	-66.3%	--	91.4%	--	--	--	--	--	-48.1%	22.2%	-32.4%	-0.2%	-17.8%

Source: Frontur (ISTAC). Tourist arrivals by air.

Note: on the result of the estimated Canary Islands total arrivals, tourists from La Gomera and El Hierro are included. Only main tourists are taken into account in each island.

Tourist arrivals in the Canary Islands (ISTAC)

January - July 2023



CANARY ISLANDS

	United Kingdom	Germany	Belgium	France	Netherlands	Ireland	Italy	Switzerland	Denmark	Finland	Norway	Sweden	Nordics	Others	International	Mainland	TOTAL
2022	2,683,392	1,221,829	227,918	425,299	365,039	314,925	327,705	78,003	195,774	88,020	159,513	165,137	608,444	658,748	6,911,296	1,040,462	7,951,759
2023	3,164,946	1,426,588	250,065	489,484	350,507	414,094	358,388	104,134	184,486	109,743	218,693	214,733	727,655	779,921	8,065,777	1,106,836	9,172,614
Change	481,554	204,759	22,147	64,185	-14,532	99,169	30,683	26,131	-11,288	21,723	59,180	49,596	119,211	121,173	1,154,481	66,374	1,220,855
Change, %	17.9%	16.8%	9.7%	15.1%	-4.0%	31.5%	9.4%	33.5%	-5.8%	24.7%	37.1%	30.0%	19.6%	18.4%	16.7%	6.4%	15.4%

LANZAROTE

	United Kingdom	Germany	Belgium	France	Netherlands	Ireland	Italy	Switzerland	Denmark	Finland	Norway	Sweden	Nordics	Others	International	Mainland	TOTAL
2022	695,153	120,904	27,163	100,550	54,311	147,293	44,939	-	-	-	-	-	45,996	66,600	1,302,906	180,794	1,483,699
2023	849,989	140,990	35,367	125,402	46,684	202,877	53,853	-	-	-	-	-	38,759	62,216	1,556,132	178,631	1,734,762
Change	154,836	20,086	8,204	24,852	-7,627	55,584	8,914	--	--	--	--	--	-7,237	-4,384	253,226	-2,163	251,063
Change, %	22.3%	16.6%	30.2%	24.7%	-14.0%	37.7%	19.8%	--	--	--	--	--	-15.7%	-6.6%	19.4%	-1.2%	16.9%

FUERTEVENTURA

	United Kingdom	Germany	Belgium	France	Netherlands	Ireland	Italy	Switzerland	Denmark	Finland	Norway	Sweden	Nordics	Others	International	Mainland	TOTAL
2022	305,138	358,341	8,908	78,303	34,982	19,305	65,118	-	-	-	-	-	36,133	101,131	1,007,358	83,617	1,090,973
2023	394,569	399,796	14,223	79,441	33,653	34,617	65,188	-	-	-	-	-	38,829	127,959	1,188,273	96,597	1,284,869
Change	89,431	41,455	5,315	1,138	-1,329	15,312	70	--	--	--	--	--	2,696	26,828	180,915	12,980	193,896
Change, %	29.3%	11.6%	59.7%	1.5%	-3.8%	79.3%	0.1%	--	--	--	--	--	7.5%	26.5%	18.0%	15.5%	17.8%

GRAN CANARIA

	United Kingdom	Germany	Belgium	France	Netherlands	Ireland	Italy	Switzerland	Denmark	Finland	Norway	Sweden	Nordics	Others	International	Mainland	TOTAL
2022	416,424	371,194	59,209	67,753	148,703	44,110	59,307	-	-	-	-	-	370,901	190,177	1,727,778	292,890	2,020,669
2023	510,714	444,078	63,066	89,151	144,724	62,980	69,727	-	-	-	-	-	455,671	242,194	2,082,307	299,077	2,381,384
Change	94,290	72,884	3,857	21,398	-3,979	18,870	10,420	--	--	--	--	--	84,770	52,017	354,529	6,187	360,715
Change, %	22.6%	19.6%	6.5%	31.6%	-2.7%	42.8%	17.6%	--	--	--	--	--	22.9%	27.4%	20.5%	2.1%	17.9%

TENERIFE

	United Kingdom	Germany	Belgium	France	Netherlands	Ireland	Italy	Switzerland	Denmark	Finland	Norway	Sweden	Nordics	Others	International	Mainland	TOTAL
2022	1,251,870	331,381	130,324	173,286	120,692	103,446	157,496	-	-	-	-	-	151,219	367,980	2,787,690	443,761	3,231,450
2023	1,398,492	406,818	134,260	191,540	120,783	113,122	168,651	-	-	-	-	-	188,913	438,402	3,160,978	500,810	3,661,786
Change	146,622	75,437	3,936	18,254	91	9,676	11,155	--	--	--	--	--	37,694	70,422	373,288	57,049	430,336
Change, %	11.7%	22.8%	3.0%	10.5%	0.1%	9.4%	7.1%	--	--	--	--	--	24.9%	19.1%	13.4%	12.9%	13.3%

LA PALMA


	United Kingdom	Germany	Belgium	France	Netherlands	Ireland	Italy	Switzerland	Denmark	Finland	Norway	Sweden	Nordics	Others	International	Mainland	TOTAL
2022	7,243	16,641	1,751	2,194	4,278	247	651	-	-	-	-	-	668	7,380	41,050	33,515	74,563
2023	7,324	21,811	2,312	2,310	4,249	240	699	-	-	-	-	-	3,849	9,555	52,349	24,937	77,287
Change	81	5,170	561	116	-29	-7	48	--	--	--	--	--	3,181	2,175	11,299	-8,578	2,724
Change, %	1.1%	31.1%	32.0%	5.3%	-0.7%	-2.8%	7.4%	--	--	--	--	--	476.2%	29.5%	27.5%	-25.6%	3.7%

Source: Frontur (ISTAC). Tourist arrivals by air.

Note: on the result of the estimated Canary Islands total arrivals, tourists from La Gomera and El Hierro are included. Only main tourists are taken into account in each island.

International tourist arrivals in Spain (INE)

July 2023



BY COUNTRY OF RESIDENCE

Monthly

	UK	Germany	Belgium	France	Netherlands	Ireland	Italy	Switzerland	Denmark	Finland	Norway	Sweden	Nordics	Russia	Portugal	Austria	Others	INTERNATIONAL
Jul-22	1,893,450	1,097,080	421,294	1,421,122	559,885	279,865	471,298	235,727	174,837	40,317	193,192	169,589	577,935	0	302,240	140,186	1,691,308	9,091,390
Jul-23	2,025,410	1,149,367	438,978	1,578,040	488,108	303,158	555,216	261,841	166,787	33,947	208,545	201,148	610,427	0	358,125	172,887	2,190,022	10,131,579
Change	131,960	52,287	17,684	156,918	-71,777	23,293	83,918	26,114	-8,050	-6,370	15,353	31,559	32,492	--	55,885	32,701	498,714	1,040,189
Change, %	7.0%	4.8%	4.2%	11.0%	-12.8%	8.3%	17.8%	11.1%	-4.6%	-15.8%	7.9%	18.6%	5.6%	--	18.5%	23.3%	29.5%	11.4%

Year-to-date

	UK	Germany	Belgium	France	Netherlands	Ireland	Italy	Switzerland	Denmark	Finland	Norway	Sweden	Nordics	Russia	Portugal	Austria	Others	INTERNATIONAL
Jan-Jul 22	8,369,393	5,476,350	1,432,626	5,365,613	2,275,102	1,179,059	2,090,485	937,054	677,127	249,561	714,995	805,118	2,446,801	31,528	1,235,900	595,790	7,968,777	39,404,478
Jan-Jul 23	9,780,949	6,000,479	1,540,316	6,441,170	2,212,308	1,407,633	2,639,841	1,128,079	719,327	327,740	833,482	990,582	2,871,131	--	1,544,801	811,853	11,250,306	47,628,866
Change	1,411,556	524,129	107,690	1,075,557	-62,794	228,574	549,356	191,025	42,200	78,179	118,487	185,464	424,330	--	308,901	216,063	3,281,529	8,224,388
Change, %	16.9%	9.6%	7.5%	20.0%	-2.8%	19.4%	26.3%	20.4%	6.2%	31.3%	16.6%	23.0%	17.3%	--	25.0%	36.3%	41.2%	20.9%

BY AUTONOMOUS COMMUNITY

Monthly


	Canary Islands	Andalusia	Aragon	Asturias	Balearic Islands	Cantabria	C. y Leon	C. La Mancha	Catalonia	Basque Country	Extremadura	Galicia	Madrid	Murcia	Navarre	Valencian Community	La Rioja	SPAIN
Jul-22	1,028,968	1,122,579	35,346	45,128	2,273,277	60,101	138,681	21,873	1,995,729	1,126,932	38,624	163,869	626,638	124,620	65,371	212,473	0	9,091,390
Jul-23	1,070,558	1,347,864	44,137	72,779	2,437,549	64,986	150,156	13,419	2,319,824	1,334,727	32,791	163,717	664,961	100,914	62,429	244,115	0	10,131,579
Change	41,590	225,285	8,791	27,651	164,272	4,885	11,475	-8,454	324,095	207,795	-5,833	-152	38,323	-23,706	-2,942	31,642	0	1,040,189
Change, %	4.0%	20.1%	24.9%	61.3%	7.2%	8.1%	8.3%	-38.7%	16.2%	18.4%	-15.1%	-0.1%	6.1%	-19.0%	-4.5%	14.9%	--	11.4%

Year-to-date

	Canary Islands	Andalusia	Aragon	Asturias	Balearic Islands	Cantabria	C. y Leon	C. La Mancha	Catalonia	Basque Country	Extremadura	Galicia	Madrid	Murcia	Navarre	Valencian Community	La Rioja	SPAIN
Jan-Jul 22	6,774,289	5,438,817	230,442	149,116	7,472,566	166,622	508,190	94,548	8,051,828	4,722,162	141,400	670,257	3,328,352	478,869	135,033	854,787	0	39,404,478
Jan-Jul 23	7,880,194	6,861,482	250,885	210,796	8,147,044	235,750	655,136	68,442	10,223,793	5,770,984	86,209	797,044	4,356,422	520,748	143,985	1,132,596	11,533	47,628,866
Change	1,105,905	1,422,665	20,443	61,680	674,478	69,128	146,946	-26,106	2,171,965	1,048,822	-55,191	126,787	1,028,070	41,879	8,952	277,809	11,533	8,224,388
Change, %	16.3%	26.2%	8.9%	41.4%	9.0%	41.5%	28.9%	-27.6%	27.0%	22.2%	-39.0%	18.9%	30.9%	8.7%	6.6%	32.5%	--	20.9%

Tourist arrivals in the Canary Islands (ISTAC)

July 2023



Number of tourists by holiday package booking and country of residence

July 2023

	Book	Do not book	TOTAL	% Book	% Do not book
International	599,590	513,112	1,112,701	53.9%	46.1%
- Germany	111,060	47,842	158,902	69.9%	30.1%
- Netherlands	34,832	18,470	53,302	65.3%	34.7%
- Ireland	26,951	42,840	69,791	38.6%	61.4%
- Nordics	24,279	20,181	44,460	54.6%	45.4%
- United Kingdom	267,701	224,055	491,756	54.4%	45.6%
- Switzerland	6,677	8,491	15,168	44.0%	56.0%
- Others	128,090	151,233	279,322	45.9%	54.1%
Spanish Mainland	33,194	177,638	210,832	15.7%	84.3%
TOTAL	632,784	690,750	1,323,533	47.8%	52.2%

January - July 2023

	Book	Do not book	TOTAL	% Book	% Do not book
International	4,172,435	3,893,354	8,065,782	51.7%	48.3%
- Germany	937,758	488,830	1,426,588	65.7%	34.3%
- Netherlands	204,951	145,557	350,507	58.5%	41.5%
- Ireland	128,918	285,177	414,094	31.1%	68.9%
- Nordics	452,552	275,102	727,654	62.2%	37.8%
- United Kingdom	1,747,978	1,416,969	3,164,946	55.2%	44.8%
- Switzerland	43,457	60,679	104,134	41.7%	58.3%
- Others	656,821	1,221,040	1,877,859	35.0%	65.0%
Spanish Mainland	187,365	919,472	1,106,836	16.9%	83.1%
TOTAL	4,359,800	4,812,826	9,172,618	47.5%	52.5%

Share of tourists by accommodation type and country of residence

July 2023

	Hotels and similar	Apartments	Property	Cruise	Others
International	70.9%	19.1%	2.4%	0.3%	7.3%
- Germany	77.3%	11.6%	3.0%	1.1%	7.0%
- Netherlands	69.4%	26.5%	0.9%	0.0%	3.3%
- Ireland	57.7%	35.4%	3.1%	0.3%	3.5%
- Nordics	63.6%	20.5%	4.9%	0.1%	11.0%
- United Kingdom	68.7%	23.4%	2.1%	0.0%	5.8%
- Switzerland	74.1%	10.9%	2.2%	0.1%	12.6%
- Others	75.6%	10.5%	2.5%	0.3%	11.1%
Spanish Mainland	61.6%	11.9%	1.3%	0.0%	25.3%
TOTAL	69.4%	17.9%	2.3%	0.2%	10.2%

January - July 2023

	Hotels and similar	Apartments	Property	Cruise	Others
International	67.9%	18.8%	2.9%	2.2%	8.3%
- Germany	70.4%	10.8%	3.5%	8.3%	7.0%
- Netherlands	67.1%	25.0%	1.4%	0.3%	6.2%
- Ireland	58.7%	31.9%	2.5%	0.4%	6.5%
- Nordics	66.3%	26.6%	2.4%	0.1%	4.6%
- United Kingdom	68.2%	22.1%	2.3%	1.4%	6.0%
- Switzerland	75.0%	10.5%	3.4%	0.6%	10.6%
- Others	67.8%	12.8%	3.9%	0.4%	15.1%
Spanish Mainland	60.4%	9.3%	1.6%	0.0%	28.6%
TOTAL	67.0%	17.7%	2.7%	1.9%	10.7%

Source: Frontur (ISTAC). Tourist arrivals by air.

Note: on the result of the estimated Canary Islands total arrivals, tourists from La Gomera and El Hierro are included.

Tourist arrivals in the Canary Islands (ISTAC)

July 2023



Number of tourists by holiday package booking and island of stay

July 2023

	Lanzarote	Fuerteventura	Gran Canaria	Tenerife	La Palma	CANARY ISLANDS	
Book	Total	136,101	128,174	168,217	200,256	4,788	632,784
	- International	127,192	124,320	160,375	188,326	3,625	599,590
	- Spanish Mainland	8,909	3,854	7,842	11,930	1,163	33,194
Do not book	Total	139,369	69,496	158,806	322,504	9,224	690,750
	- International	108,173	52,110	113,515	242,715	2,980	513,112
	- Spanish Mainland	31,196	17,386	45,291	79,789	6,244	177,638
TOTAL	All markets	275,471	197,670	327,022	522,760	14,012	1,323,533
	- International	235,366	176,430	273,889	431,041	6,605	1,112,701
	- Spanish Mainland	40,105	21,240	53,133	91,719	7,407	210,832
% book package	Total	49.4%	64.8%	51.4%	38.3%	34.2%	47.8%
	- International	54.0%	70.5%	58.6%	43.7%	54.9%	53.9%
	- Spanish Mainland	22.2%	18.1%	14.8%	13.0%	15.7%	15.7%

January - July 2023

	Lanzarote	Fuerteventura	Gran Canaria	Tenerife	La Palma	CANARY ISLANDS	
Book	Total	861,079	879,924	1,276,564	1,472,346	53,780	4,359,800
	- International	832,467	861,359	1,241,263	1,369,193	50,473	4,172,435
	- Spanish Mainland	28,612	18,565	35,301	103,153	3,307	187,365
Do not book	Total	941,365	461,706	1,155,915	2,262,711	68,148	4,812,826
	- International	787,881	381,367	887,716	1,852,697	43,196	3,893,354
	- Spanish Mainland	153,484	80,339	268,199	410,014	24,952	919,472
TOTAL	All markets	1,802,445	1,341,629	2,432,479	3,735,057	121,929	9,172,618
	- International	1,620,350	1,242,725	2,128,977	3,221,890	93,670	8,065,782
	- Spanish Mainland	182,095	98,904	303,502	513,167	28,259	1,106,836
% book package	Total	47.8%	65.6%	52.5%	39.4%	44.1%	47.5%
	- International	51.4%	69.3%	58.3%	42.5%	53.9%	51.7%
	- Spanish Mainland	15.7%	18.8%	11.6%	20.1%	11.7%	16.9%

Share of tourists by accommodation type and island of stay

July 2023

	Lanzarote	Fuerteventura	Gran Canaria	Tenerife	La Palma	CANARY ISLANDS	
International	Hotels	66.4%	83.6%	71.3%	67.1%	52.8%	70.9%
	Apartments	29.0%	8.2%	19.6%	17.8%	11.5%	19.1%
	Property	1.5%	2.5%	2.2%	3.0%	1.5%	2.4%
	Cruise	0.4%	0.5%	1.0%	0.3%	10.5%	0.3%
	Others	2.7%	5.1%	6.0%	11.8%	23.8%	7.3%
Spanish Mainland	Hotels	63.7%	60.9%	60.2%	62.6%	59.5%	61.6%
	Apartments	17.3%	14.8%	10.6%	9.9%	9.1%	11.9%
	Property	2.1%	3.2%	0.9%	0.8%	1.2%	1.3%
	Cruise	0.0%	0.0%	0.0%	0.0%	0.0%	0.0%
	Others	16.9%	21.1%	28.3%	26.7%	30.2%	25.3%
TOTAL	Hotels	66.0%	81.2%	69.5%	66.3%	56.3%	69.4%
	Apartments	27.3%	8.9%	18.1%	16.4%	10.2%	17.9%
	Property	1.6%	2.6%	2.0%	2.6%	1.3%	2.3%
	Cruise	0.3%	0.5%	0.8%	0.3%	4.9%	0.2%
	Others	4.8%	6.8%	9.6%	14.4%	27.2%	10.2%

January - July 2023

	Lanzarote	Fuerteventura	Gran Canaria	Tenerife	La Palma	CANARY ISLANDS	
International	Hotels	63.7%	79.8%	65.9%	63.5%	30.7%	67.9%
	Apartments	27.6%	8.9%	19.6%	17.3%	11.5%	18.8%
	Property	1.4%	2.2%	2.4%	3.9%	3.0%	2.9%
	Cruise	3.0%	3.7%	5.6%	3.4%	32.8%	2.2%
	Others	4.3%	5.5%	6.6%	11.8%	22.1%	8.3%
Spanish Mainland	Hotels	64.6%	62.3%	57.4%	61.5%	50.3%	60.4%
	Apartments	15.2%	10.9%	8.2%	7.8%	6.1%	9.3%
	Property	1.4%	2.7%	1.5%	1.4%	2.8%	1.6%
	Cruise	0.1%	0.1%	0.1%	0.0%	0.2%	0.0%
	Others	18.7%	24.0%	32.9%	29.2%	40.5%	28.6%
TOTAL	Hotels	63.8%	78.5%	64.8%	63.3%	35.2%	67.0%
	Apartments	26.3%	9.0%	18.1%	16.0%	10.2%	17.7%
	Property	1.4%	2.3%	2.3%	3.6%	3.0%	2.7%
	Cruise	2.7%	3.4%	4.9%	2.9%	25.2%	1.9%
	Others	5.8%	6.9%	9.9%	14.2%	26.4%	10.7%

Source: Frontur (ISTAC). Tourist arrivals by air.

Note: in the islands are included tourists who have chosen the island as the main destination of their trip or as a secondary destination. (*) Others = house of friend or relative + other type of accommodation