


# Tourist arrivals in the Canary Islands (ISTAC)

May 2023



## CANARY ISLANDS

	United Kingdom	Germany	Belgium	France	Netherlands	Ireland	Italy	Switzerland	Denmark	Finland	Norway	Sweden	Nordics	Others	International	Mainland	TOTAL
2022	405,706	146,434	27,917	62,437	52,931	47,309	55,128	10,067	8,642	462	5,735	4,054	18,893	80,892	907,712	157,810	1,065,522
2023	448,831	155,901	36,110	62,668	47,211	57,232	51,646	13,837	9,704	166	7,250	7,339	24,459	87,873	985,766	148,733	1,134,499
Change	43,125	9,467	8,193	231	-5,720	9,923	-3,482	3,770	1,062	-296	1,515	3,285	5,566	6,981	78,054	-9,077	68,977
Change, %	10.6%	6.5%	29.3%	0.4%	-10.8%	21.0%	-6.3%	37.4%	12.3%	-64.1%	26.4%	81.0%	29.5%	8.6%	8.6%	-5.8%	6.47%

## LANZAROTE

	United Kingdom	Germany	Belgium	France	Netherlands	Ireland	Italy	Switzerland	Denmark	Finland	Norway	Sweden	Nordics	Others	International	Mainland	TOTAL
2022	111,518	14,325	2,969	14,822	6,892	23,253	7,399	-	-	-	-	-	2,481	8,789	192,448	23,614	216,062
2023	121,978	13,902	5,130	16,499	6,110	29,245	7,591	-	-	-	-	-	1,705	7,803	209,963	24,297	234,260
Change	10,460	-423	2,161	1,677	-782	5,992	192	--	--	--	--	--	-776	-986	17,515	683	18,198
Change, %	9.4%	-3.0%	72.8%	11.3%	-11.3%	25.8%	2.6%	--	--	--	--	--	-31.3%	-11.2%	9.1%	2.9%	8.4%

## FUERTEVENTURA

	United Kingdom	Germany	Belgium	France	Netherlands	Ireland	Italy	Switzerland	Denmark	Finland	Norway	Sweden	Nordics	Others	International	Mainland	TOTAL
2022	45,846	47,703	954	9,938	4,226	2,980	12,297	-	-	-	-	-	1,833	12,745	138,522	13,538	152,060
2023	53,386	52,131	2,038	8,284	3,727	5,051	9,668	-	-	-	-	-	3,118	13,126	150,529	13,498	164,027
Change	7,540	4,428	1,084	-1,654	-499	2,071	-2,629	--	--	--	--	--	1,285	381	12,007	-40	11,967
Change, %	16.4%	9.3%	113.6%	-16.6%	-11.8%	69.5%	-21.4%	--	--	--	--	--	70.1%	3.0%	8.7%	-0.3%	7.9%

## GRAN CANARIA

	United Kingdom	Germany	Belgium	France	Netherlands	Ireland	Italy	Switzerland	Denmark	Finland	Norway	Sweden	Nordics	Others	International	Mainland	TOTAL
2022	65,932	44,049	7,631	11,915	25,238	6,559	11,255	-	-	-	-	-	12,381	25,825	210,785	44,795	255,580
2023	73,030	45,360	9,249	12,421	20,367	8,213	9,817	-	-	-	-	-	16,801	29,707	224,966	41,465	266,431
Change	7,098	1,311	1,618	506	-4,871	1,654	-1,438	--	--	--	--	--	4,420	3,882	14,181	-3,330	10,851
Change, %	10.8%	3.0%	21.2%	4.2%	-19.3%	25.2%	-12.8%	--	--	--	--	--	35.7%	15.0%	6.7%	-7.4%	4.2%

## TENERIFE

	United Kingdom	Germany	Belgium	France	Netherlands	Ireland	Italy	Switzerland	Denmark	Finland	Norway	Sweden	Nordics	Others	International	Mainland	TOTAL
2022	180,896	36,518	16,006	25,347	15,878	14,510	23,990	-	-	-	-	-	2,150	42,183	357,479	69,004	426,483
2023	199,653	41,554	19,183	24,985	16,402	14,723	24,351	-	-	-	-	-	2,761	49,381	392,993	66,516	459,509
Change	18,757	5,036	3,177	-362	524	213	361	--	--	--	--	--	611	7,198	35,514	-2,488	33,026
Change, %	10.4%	13.8%	19.8%	-1.4%	3.3%	1.5%	1.5%	--	--	--	--	--	28.4%	17.1%	9.9%	-3.6%	7.7%

## LA PALMA


	United Kingdom	Germany	Belgium	France	Netherlands	Ireland	Italy	Switzerland	Denmark	Finland	Norway	Sweden	Nordics	Others	International	Mainland	TOTAL
2022	1,082	2,510	193	200	637	6	187	-	-	-	-	-	41	1,194	6,052	6,364	12,416
2023	783	1,787	310	347	576	0	176	-	-	-	-	-	40	1,405	5,425	2,285	7,711
Change	-299	-723	117	147	-61	-6	-11	--	--	--	--	--	-1	211	-627	-4,079	-4,705
Change, %	-27.6%	-28.8%	60.6%	73.5%	-9.6%	-100.0%	-5.9%	--	--	--	--	--	-2.4%	17.7%	-10.4%	-64.1%	-37.9%

Source: Frontur (ISTAC). Tourist arrivals by air.

Note: on the result of the estimated Canary Islands total arrivals, tourists from La Gomera and El Hierro are included. Only main tourists are taken into account in each island.

# Tourist arrivals in the Canary Islands (ISTAC)

January - May 2023



## CANARY ISLANDS

	United Kingdom	Germany	Belgium	France	Netherlands	Ireland	Italy	Switzerland	Denmark	Finland	Norway	Sweden	Nordics	Others	International	Mainland	TOTAL
2022	1,795,823	898,319	149,341	306,774	267,238	203,552	223,387	55,134	168,718	86,775	139,105	151,741	546,339	474,702	4,920,604	639,449	5,560,053
2023	2,210,745	1,113,630	179,873	362,943	254,645	283,168	264,599	78,379	162,867	108,723	187,666	199,159	658,415	568,049	5,974,441	719,715	6,694,157
Change	414,922	215,311	30,532	56,169	-12,593	79,616	41,212	23,245	-5,851	21,948	48,561	47,418	112,076	93,347	1,053,837	80,266	1,134,104
Change, %	23.1%	24.0%	20.4%	18.3%	-4.7%	39.1%	18.4%	42.2%	-3.5%	25.3%	34.9%	31.2%	20.5%	19.7%	21.4%	12.6%	20.4%

## LANZAROTE

	United Kingdom	Germany	Belgium	France	Netherlands	Ireland	Italy	Switzerland	Denmark	Finland	Norway	Sweden	Nordics	Others	International	Mainland	TOTAL
2022	462,681	89,759	16,474	71,422	42,237	88,479	29,055	-	-	-	-	-	38,729	49,239	888,071	104,615	992,685
2023	592,835	111,678	25,016	91,682	37,061	135,765	38,930	-	-	-	-	-	34,818	46,245	1,114,025	109,967	1,223,992
Change	130,154	21,919	8,542	20,260	-5,176	47,286	9,875	--	--	--	--	--	-3,911	-2,994	225,954	5,352	231,307
Change, %	28.1%	24.4%	51.9%	28.4%	-12.3%	53.4%	34.0%	--	--	--	--	--	-10.1%	-6.1%	25.4%	5.1%	23.3%

## FUERTEVENTURA

	United Kingdom	Germany	Belgium	France	Netherlands	Ireland	Italy	Switzerland	Denmark	Finland	Norway	Sweden	Nordics	Others	International	Mainland	TOTAL
2022	196,669	241,446	6,147	56,014	25,746	12,603	39,718	-	-	-	-	-	31,454	66,926	676,721	49,043	725,763
2023	282,348	293,341	10,537	57,577	25,844	23,279	46,400	-	-	-	-	-	33,023	85,824	858,171	60,473	918,643
Change	85,679	51,895	4,390	1,563	98	10,676	6,682	--	--	--	--	--	1,569	18,898	181,450	11,430	192,880
Change, %	43.6%	21.5%	71.4%	2.8%	0.4%	84.7%	16.8%	--	--	--	--	--	5.0%	28.2%	26.8%	23.3%	26.6%

## GRAN CANARIA

	United Kingdom	Germany	Belgium	France	Netherlands	Ireland	Italy	Switzerland	Denmark	Finland	Norway	Sweden	Nordics	Others	International	Mainland	TOTAL
2022	268,130	273,870	36,364	44,843	105,067	29,411	42,208	-	-	-	-	-	328,405	132,140	1,260,438	184,159	1,444,597
2023	345,855	353,338	44,302	65,729	103,496	45,138	52,532	-	-	-	-	-	406,570	174,392	1,591,353	201,605	1,792,958
Change	77,725	79,468	7,938	20,886	-1,571	15,727	10,324	--	--	--	--	--	78,165	42,252	330,915	17,446	348,361
Change, %	29.0%	29.0%	21.8%	46.6%	-1.5%	53.5%	24.5%	--	--	--	--	--	23.8%	32.0%	26.3%	9.5%	24.1%

## TENERIFE

	United Kingdom	Germany	Belgium	France	Netherlands	Ireland	Italy	Switzerland	Denmark	Finland	Norway	Sweden	Nordics	Others	International	Mainland	TOTAL
2022	858,037	259,773	88,995	130,152	89,778	72,289	111,681	-	-	-	-	-	143,633	274,076	2,028,412	274,630	2,303,041
2023	980,634	324,786	97,703	144,660	84,454	78,487	125,946	-	-	-	-	-	178,872	329,684	2,345,225	329,785	2,675,008
Change	122,597	65,013	8,708	14,508	-5,324	6,198	14,265	--	--	--	--	--	35,239	55,608	316,813	55,155	371,967
Change, %	14.3%	25.0%	9.8%	11.1%	-5.9%	8.6%	12.8%	--	--	--	--	--	24.5%	20.3%	15.6%	20.1%	16.2%

## LA PALMA


	United Kingdom	Germany	Belgium	France	Netherlands	Ireland	Italy	Switzerland	Denmark	Finland	Norway	Sweden	Nordics	Others	International	Mainland	TOTAL
2022	4,207	11,745	891	1,458	2,338	247	531	-	-	-	-	-	598	4,843	26,856	22,602	49,456
2023	5,782	19,227	1,756	1,952	3,374	240	544	-	-	-	-	-	3,752	6,749	43,375	13,692	57,068
Change	1,575	7,482	865	494	1,036	-7	13	--	--	--	--	--	3,154	1,906	16,519	-8,910	7,612
Change, %	37.4%	63.7%	97.1%	33.9%	44.3%	-2.8%	2.4%	--	--	--	--	--	527.4%	39.4%	61.5%	-39.4%	15.4%

Source: Frontur (ISTAC). Tourist arrivals by air.

Note: on the result of the estimated Canary Islands total arrivals, tourists from La Gomera and El Hierro are included. Only main tourists are taken into account in each island.

# International tourist arrivals in Spain (INE)

May 2023



## BY COUNTRY OF RESIDENCE

### Monthly

	UK	Germany	Belgium	France	Netherlands	Ireland	Italy	Switzerland	Denmark	Finland	Norway	Sweden	Nordics	Russia	Portugal	Austria	Others	INTERNATIONAL
May-22	1,651,886	976,860	199,090	929,452	421,683	209,181	357,729	157,008	90,209	25,550	104,838	125,195	345,792	0	149,129	162,254	1,428,289	6,988,353
May-23	1,823,786	1,061,949	238,206	1,153,812	392,950	241,312	424,203	179,926	89,174	34,125	84,132	141,755	349,186		188,177	172,683	1,992,144	8,218,334
Change	171,900	85,089	39,116	224,360	-28,733	32,131	66,474	22,918	-1,035	8,575	-20,706	16,560	3,394	--	39,048	10,429	563,855	1,229,981
Change, %	10.4%	8.7%	19.6%	24.1%	-6.8%	15.4%	18.6%	14.6%	-1.1%	33.6%	-19.8%	13.2%	1.0%	--	26.2%	6.4%	39.5%	17.6%

### Year-to-date

	UK	Germany	Belgium	France	Netherlands	Ireland	Italy	Switzerland	Denmark	Finland	Norway	Sweden	Nordics	Russia	Portugal	Austria	Others	INTERNATIONAL
Jan-May 22	4,666,701	3,247,119	798,317	3,075,175	1,329,388	657,495	1,215,402	548,154	418,879	171,426	401,233	494,499	1,486,037	31,528	698,878	364,228	4,696,510	22,814,932
Jan-May 23	5,773,139	3,733,590	899,935	3,937,997	1,371,538	829,714	1,649,396	682,704	468,163	253,120	496,723	634,635	1,852,641		936,996	503,831	7,007,481	29,178,962
Change	1,106,438	486,471	101,618	862,822	42,150	172,219	433,994	134,550	49,284	81,694	95,490	140,136	366,604	--	238,118	139,603	2,310,971	6,364,030
Change, %	23.7%	15.0%	12.7%	28.1%	3.2%	26.2%	35.7%	24.5%	11.8%	47.7%	23.8%	28.3%	24.7%	--	34.1%	38.3%	49.2%	27.9%

## BY AUTONOMOUS COMMUNITY

### Monthly


	Canary Islands	Andalusia	Aragon	Asturias	Canary Islands	Cantabria	C. y Leon	C. La Mancha	Catalonia	Canary Region	Extremadura	Galicia	Madrid	Murcia	Navarre	Canary Country	La Rioja	SPAIN
May-22	883,555	1,040,000	33,554	27,781	1,630,611	24,843	81,951	22,601	1,474,935	793,403	32,484	109,891	571,014	74,749	24,220	153,992	0	6,988,353
May-23	969,343	1,211,790	46,849	37,224	1,797,593	39,574	98,942	0	1,794,417	1,001,861	0	143,006	704,007	74,600	44,413	206,464	11,533	8,218,334
Change	85,788	171,790	13,295	9,443	166,982	14,731	16,991	-22,601	319,482	208,458	-32,484	33,115	132,993	-149	20,193	52,472	11,533	1,229,981
Change, %	9.7%	16.5%	39.6%	34.0%	10.2%	59.3%	20.7%	-100.0%	21.7%	26.3%	-100.0%	30.1%	23.3%	-0.2%	83.4%	34.1%	--	17.6%

### Year-to-date

	Canary Islands	Andalusia	Aragon	Asturias	Canary Islands	Cantabria	C. y Leon	C. La Mancha	Catalonia	Canary Region	Extremadura	Galicia	Madrid	Murcia	Navarre	Canary Country	La Rioja	SPAIN
Jan-May 22	4,844,638	3,306,556	167,540	79,407	3,240,648	78,463	290,412	62,001	4,425,032	2,744,239	102,776	392,284	2,095,822	282,019	51,254	509,080	0	22,814,932
Jan-May 23	5,861,808	4,354,731	170,810	97,655	3,651,435	127,368	424,169	55,023	6,083,114	3,496,524	53,418	504,841	2,945,836	328,059	58,580	722,291	11,533	29,178,962
Change	1,017,170	1,048,175	3,270	18,248	410,787	48,905	133,757	-6,978	1,658,082	752,285	-49,358	112,557	850,014	46,040	7,326	213,211	11,533	6,364,030
Change, %	21.0%	31.7%	2.0%	23.0%	12.7%	62.3%	46.1%	-11.3%	37.5%	27.4%	-48.0%	28.7%	40.6%	16.3%	14.3%	41.9%	--	27.9%

# Tourist arrivals in the Canary Islands (ISTAC)

May 2023



## Number of tourists by holiday package booking and country of residence

May 2023

	Book	Do not book	TOTAL	% Book	% Do not book
<b>International</b>	514,544	471,224	985,768	52.2%	47.8%
- Germany	102,282	53,619	155,901	65.6%	34.4%
- Netherlands	33,926	13,285	47,211	71.9%	28.1%
- Ireland	17,486	39,746	57,232	30.6%	69.4%
- Nordics	13,563	10,896	24,459	55.5%	44.5%
- United Kingdom	268,440	180,391	448,831	59.8%	40.2%
- Switzerland	6,430	7,407	13,837	46.5%	53.5%
- Others	72,417	165,880	238,297	30.4%	69.6%
<b>Spanish Mainland</b>	30,949	117,784	148,733	20.8%	79.2%
<b>TOTAL</b>	545,493	589,008	1,134,501	48.1%	51.9%

January - May 2023

	Book	Do not book	TOTAL	% Book	% Do not book
<b>International</b>	3,049,714	2,924,735	5,974,446	51.0%	49.0%
- Germany	709,165	404,464	1,113,630	63.7%	36.3%
- Netherlands	142,442	112,203	254,645	55.9%	44.1%
- Ireland	76,298	206,870	283,168	26.9%	73.1%
- Nordics	412,796	245,619	658,414	62.7%	37.3%
- United Kingdom	1,244,073	966,673	2,210,745	56.3%	43.7%
- Switzerland	31,438	46,943	78,379	40.1%	59.9%
- Others	433,502	941,963	1,375,465	31.5%	68.5%
<b>Spanish Mainland</b>	115,624	604,092	719,715	16.1%	83.9%
<b>TOTAL</b>	3,165,338	3,528,827	6,694,161	47.3%	52.7%

## Share of tourists by accommodation type and country of residence

May 2023

	Hotels and similar	Apartments	Property	Cruise	Others
<b>International</b>	70.5%	18.4%	3.1%	0.8%	7.2%
- Germany	77.9%	11.2%	3.8%	0.9%	6.3%
- Netherlands	71.0%	23.0%	1.1%	0.1%	4.7%
- Ireland	58.9%	32.1%	4.3%	0.2%	4.4%
- Nordics	69.4%	20.2%	5.6%	0.0%	4.8%
- United Kingdom	70.3%	21.8%	2.2%	1.4%	4.3%
- Switzerland	75.7%	12.9%	2.3%	0.0%	9.1%
- Others	68.7%	12.8%	4.2%	0.0%	14.4%
<b>Spanish Mainland</b>	63.5%	10.1%	1.1%	0.1%	25.2%
<b>TOTAL</b>	69.6%	17.3%	2.8%	0.7%	9.5%

January - May 2023

	Hotels and similar	Apartments	Property	Cruise	Others
<b>International</b>	66.7%	18.7%	3.0%	2.9%	8.7%
- Germany	67.8%	10.8%	3.7%	10.3%	7.4%
- Netherlands	66.2%	24.4%	1.6%	0.4%	7.3%
- Ireland	58.3%	31.0%	2.5%	0.5%	7.7%
- Nordics	66.5%	27.2%	2.1%	0.1%	4.1%
- United Kingdom	67.8%	21.6%	2.4%	2.1%	6.2%
- Switzerland	73.9%	10.9%	3.9%	0.7%	10.6%
- Others	65.6%	13.4%	4.3%	0.5%	16.3%
<b>Spanish Mainland</b>	58.3%	8.0%	1.9%	0.0%	31.9%
<b>TOTAL</b>	65.8%	17.6%	2.9%	2.5%	11.2%

Source: Frontur (ISTAC). Tourist arrivals by air.

Note: on the result of the estimated Canary Islands total arrivals, tourists from La Gomera and El Hierro are included.

# Tourist arrivals in the Canary Islands (ISTAC)

May 2023



## Number of tourists by holiday package booking and island of stay

May 2023

	Lanzarote	Fuerteventura	Gran Canaria	Tenerife	La Palma	CANARY ISLANDS
<b>Book</b>	<b>Total</b>	<b>115,521</b>	<b>106,647</b>	<b>128,737</b>	<b>200,471</b>	<b>3,961</b>
	- International	112,776	103,201	123,327	181,326	3,724
	- Spanish Mainland	2,745	3,446	5,410	19,145	237
<b>Do not book</b>	<b>Total</b>	<b>122,847</b>	<b>60,903</b>	<b>142,886</b>	<b>264,297</b>	<b>7,121</b>
	- International	101,004	50,432	106,260	214,588	4,794
	- Spanish Mainland	21,843	10,471	36,626	49,709	2,327
<b>TOTAL</b>	<b>All markets</b>	<b>238,368</b>	<b>167,549</b>	<b>271,623</b>	<b>464,767</b>	<b>11,083</b>
	- International	213,780	153,632	229,587	395,913	8,519
	- Spanish Mainland	24,588	13,917	42,036	68,854	2,564
<b>% book package</b>	<b>Total</b>	<b>48.5%</b>	<b>63.7%</b>	<b>47.4%</b>	<b>43.1%</b>	<b>35.7%</b>
	- International	52.8%	67.2%	53.7%	45.8%	43.7%
	- Spanish Mainland	11.2%	24.8%	12.9%	27.8%	9.2%

January - May 2023

	Lanzarote	Fuerteventura	Gran Canaria	Tenerife	La Palma	CANARY ISLANDS
<b>Book</b>	<b>Total</b>	<b>613,818</b>	<b>631,722</b>	<b>960,860</b>	<b>1,088,575</b>	<b>45,274</b>
	- International	599,985	620,060	941,331	1,018,324	44,020
	- Spanish Mainland	13,833	11,662	19,529	70,251	1,254
<b>Do not book</b>	<b>Total</b>	<b>671,797</b>	<b>338,478</b>	<b>874,328</b>	<b>1,650,972</b>	<b>52,207</b>
	- International	573,024	288,012	689,197	1,382,502	37,884
	- Spanish Mainland	98,773	50,466	185,131	268,470	14,323
<b>TOTAL</b>	<b>All markets</b>	<b>1,285,615</b>	<b>970,199</b>	<b>1,835,188</b>	<b>2,739,547</b>	<b>97,483</b>
	- International	1,173,010	908,071	1,630,527	2,400,826	81,906
	- Spanish Mainland	112,605	62,128	204,661	338,721	15,577
<b>% book package</b>	<b>Total</b>	<b>47.7%</b>	<b>65.1%</b>	<b>52.4%</b>	<b>39.7%</b>	<b>46.4%</b>
	- International	51.1%	68.3%	57.7%	42.4%	53.7%
	- Spanish Mainland	12.3%	18.8%	9.5%	20.7%	8.1%

## Share of tourists by accommodation type and island of stay

May 2023

	Lanzarote	Fuerteventura	Gran Canaria	Tenerife	La Palma	CANARY ISLANDS
<b>International</b>	Hotels	66.2%	80.9%	68.7%	68.4%	35.1%
	Apartments	28.4%	8.1%	19.4%	16.5%	13.6%
	Property	1.8%	2.5%	2.9%	4.1%	1.3%
	Cruise	1.2%	1.2%	3.1%	0.9%	25.9%
	Others	2.3%	7.3%	5.9%	10.1%	24.1%
<b>Spanish Mainland</b>	Hotels	65.2%	63.1%	61.7%	64.7%	61.7%
	Apartments	13.8%	9.8%	9.9%	9.0%	6.4%
	Property	0.5%	4.6%	0.5%	1.0%	0.0%
	Cruise	0.0%	0.1%	0.2%	0.0%	0.0%
	Others	20.5%	22.5%	27.7%	25.2%	31.9%
<b>TOTAL</b>	Hotels	66.1%	79.4%	67.7%	67.8%	41.3%
	Apartments	26.9%	8.2%	18.0%	15.4%	11.9%
	Property	1.7%	2.7%	2.5%	3.7%	1.0%
	Cruise	1.1%	1.1%	2.7%	0.8%	19.9%
	Others	4.2%	8.5%	9.2%	12.4%	25.9%

January - May 2023

	Lanzarote	Fuerteventura	Gran Canaria	Tenerife	La Palma	CANARY ISLANDS
<b>International</b>	Hotels	62.3%	78.1%	64.1%	62.4%	27.6%
	Apartments	27.2%	9.1%	19.7%	16.9%	11.3%
	Property	1.5%	2.3%	2.4%	4.2%	3.1%
	Cruise	4.0%	4.8%	7.1%	4.4%	35.8%
	Others	5.0%	5.8%	6.7%	12.1%	22.2%
<b>Spanish Mainland</b>	Hotels	64.3%	61.8%	55.6%	58.8%	38.9%
	Apartments	13.3%	9.5%	6.7%	6.6%	4.5%
	Property	1.2%	2.6%	1.7%	1.8%	4.3%
	Cruise	0.1%	0.1%	0.1%	0.0%	0.4%
	Others	21.0%	26.0%	35.9%	32.7%	52.0%
<b>TOTAL</b>	Hotels	62.5%	77.0%	63.2%	61.9%	29.4%
	Apartments	26.0%	9.1%	18.2%	15.6%	10.2%
	Property	1.5%	2.3%	2.3%	3.9%	3.3%
	Cruise	3.6%	4.5%	6.3%	3.9%	30.1%
	Others	6.4%	7.1%	10.0%	14.6%	27.0%

Source: Frontur (ISTAC). Tourist arrivals by air.

Note: in the islands are included tourists who have chosen the island as the main destination of their trip or as a secondary destination. (\*) Others = house of friend or relative + other type of accommodation