

# Tourist arrivals in the Canary Islands (ISTAC)

September 2023



## CANARY ISLANDS

	United Kingdom	Germany	Belgium	France	Netherlands	Ireland	Italy	Switzerland	Denmark	Finland	Norway	Sweden	Nordics	Others	International	Mainland	TOTAL
2022	428,461	165,008	30,394	53,548	51,248	50,901	53,126	8,322	10,735	287	8,170	5,276	24,468	86,181	951,658	192,181	1,143,839
2023	460,574	173,956	31,780	60,727	52,673	59,081	48,397	11,612	8,303	1,048	14,357	7,841	31,549	95,941	1,026,289	192,142	1,218,431
Change	32,113	8,948	1,386	7,179	1,425	8,180	-4,729	3,290	-2,432	761	6,187	2,565	7,081	9,760	74,631	-39	74,592
Change, %	7.5%	5.4%	4.6%	13.4%	2.8%	16.1%	-8.9%	39.5%	-22.7%	265.2%	75.7%	48.6%	28.9%	11.3%	7.8%	0.0%	6.5%

## LANZAROTE

	United Kingdom	Germany	Belgium	France	Netherlands	Ireland	Italy	Switzerland	Denmark	Finland	Norway	Sweden	Nordics	Others	International	Mainland	TOTAL
2022	112,510	14,020	3,483	12,125	5,441	25,568	8,577	-	-	-	-	-	3,166	8,168	193,057	34,699	227,757
2023	120,768	15,408	4,141	16,265	4,441	28,936	8,001	-	-	-	-	-	2,118	6,867	206,944	33,699	240,643
Change	8,258	1,388	658	4,140	-1,000	3,368	-576	--	--	--	--	--	-1,048	-1,301	13,887	-1,000	12,886
Change, %	7.3%	9.9%	18.9%	34.1%	-18.4%	13.2%	-6.7%	--	--	--	--	--	-33.1%	-15.9%	7.2%	-2.9%	5.7%

## FUERTEVENTURA

	United Kingdom	Germany	Belgium	France	Netherlands	Ireland	Italy	Switzerland	Denmark	Finland	Norway	Sweden	Nordics	Others	International	Mainland	TOTAL
2022	51,748	57,477	1,595	10,356	4,729	3,301	12,778	-	-	-	-	-	3,083	15,080	160,146	16,440	176,586
2023	56,499	58,407	1,077	9,395	4,583	5,014	10,017	-	-	-	-	-	1,434	18,144	164,572	16,596	181,168
Change	4,751	930	-518	-961	-146	1,713	-2,761	--	--	--	--	--	-1,649	3,064	4,426	156	4,582
Change, %	9.2%	1.6%	-32.5%	-9.3%	-3.1%	51.9%	-21.6%	--	--	--	--	--	-53.5%	20.3%	2.8%	0.9%	2.6%

## GRAN CANARIA

	United Kingdom	Germany	Belgium	France	Netherlands	Ireland	Italy	Switzerland	Denmark	Finland	Norway	Sweden	Nordics	Others	International	Mainland	TOTAL
2022	73,092	49,633	8,118	10,480	23,962	5,686	9,264	-	-	-	-	-	15,115	25,770	221,119	51,620	272,739
2023	78,416	52,872	8,998	11,753	23,627	8,271	8,440	-	-	-	-	-	22,409	30,817	245,604	50,031	295,635
Change	5,324	3,239	880	1,273	-335	2,585	-824	--	--	--	--	--	7,294	5,047	24,485	-1,589	22,896
Change, %	7.3%	6.5%	10.8%	12.1%	-1.4%	45.5%	-8.9%	--	--	--	--	--	48.3%	19.6%	11.1%	-3.1%	8.4%

## TENERIFE

	United Kingdom	Germany	Belgium	France	Netherlands	Ireland	Italy	Switzerland	Denmark	Finland	Norway	Sweden	Nordics	Others	International	Mainland	TOTAL
2022	188,528	39,834	16,677	20,311	16,435	16,196	22,461	-	-	-	-	-	3,060	44,117	367,618	81,953	449,571
2023	203,563	44,411	17,170	22,898	19,389	16,860	21,689	-	-	-	-	-	5,543	49,964	401,487	83,478	484,965
Change	15,035	4,577	493	2,587	2,954	664	-772	--	--	--	--	--	2,483	5,847	33,869	1,525	35,394
Change, %	8.0%	11.5%	3.0%	12.7%	18.0%	4.1%	-3.4%	--	--	--	--	--	81.1%	13.3%	9.2%	1.9%	7.9%

## LA PALMA

	United Kingdom	Germany	Belgium	France	Netherlands	Ireland	Italy	Switzerland	Denmark	Finland	Norway	Sweden	Nordics	Others	International	Mainland	TOTAL
2022	1,649	2,958	348	261	682	37	47	-	-	-	-	-	28	1,214	7,224	6,522	13,746
2023	637	1,608	284	259	538	0	131	-	-	-	-	-	25	1,466	4,948	6,891	11,839
Change	-1,012	-1,350	-64	-2	-144	-37	84	--	--	--	--	--	-3	252	-2,276	369	-1,907
Change, %	-61.4%	-45.6%	-18.4%	-0.8%	-21.1%	-100.0%	178.7%	--	--	--	--	--	-10.7%	20.8%	-31.5%	5.7%	-13.9%

Source: Frontur (ISTAC). Tourist arrivals by air.

Note: on the result of the estimated Canary Islands total arrivals, tourists from La Gomera and El Hierro are included. Only main tourists are taken into account in each island.

# Tourist arrivals in the Canary Islands (ISTAC)

January - September 2023



## CANARY ISLANDS

	United Kingdom	Germany	Belgium	France	Netherlands	Ireland	Italy	Switzerland	Denmark	Finland	Norway	Sweden	Nordics	Others	International	Mainland	TOTAL
2022	3,588,102	1,557,854	297,744	557,208	481,512	420,095	437,200	99,861	220,116	88,355	180,267	175,959	664,697	839,188	8,943,455	1,486,672	10,430,128
2023	4,116,532	1,760,167	313,124	624,350	470,737	533,539	465,886	129,095	201,493	111,054	246,887	232,930	792,364	983,199	10,188,986	1,533,412	11,722,399
Change	528,430	202,313	15,380	67,142	-10,775	113,444	28,686	29,234	-18,623	22,699	66,620	56,971	127,667	144,011	1,245,531	46,740	1,292,271
Change, %	14.7%	13.0%	5.2%	12.0%	-2.2%	27.0%	6.6%	29.3%	-8.5%	25.7%	37.0%	32.4%	19.2%	17.2%	13.9%	3.1%	12.4%

## LANZAROTE

	United Kingdom	Germany	Belgium	France	Netherlands	Ireland	Italy	Switzerland	Denmark	Finland	Norway	Sweden	Nordics	Others	International	Mainland	TOTAL
2022	931,392	151,833	36,591	129,454	68,095	201,928	62,743	-	-	-	-	-	52,939	83,540	1,718,510	267,033	1,985,544
2023	1,104,441	169,422	44,214	160,873	59,152	262,225	70,906	-	-	-	-	-	42,928	77,591	1,991,747	253,710	2,245,455
Change	173,049	17,589	7,623	31,419	-8,943	60,297	8,163	--	--	--	--	--	-10,011	-5,949	273,237	-13,323	259,911
Change, %	18.6%	11.6%	20.8%	24.3%	-13.1%	29.9%	13.0%	--	--	--	--	--	-18.9%	-7.1%	15.9%	-5.0%	13.1%

## FUERTEVENTURA

	United Kingdom	Germany	Belgium	France	Netherlands	Ireland	Italy	Switzerland	Denmark	Finland	Norway	Sweden	Nordics	Others	International	Mainland	TOTAL
2022	415,160	476,548	10,865	103,196	46,792	25,997	91,456	-	-	-	-	-	41,063	136,128	1,347,204	122,423	1,469,625
2023	510,708	509,461	16,257	101,249	44,175	45,164	86,450	-	-	-	-	-	42,867	167,795	1,524,125	134,933	1,659,057
Change	95,548	32,913	5,392	-1,947	-2,617	19,167	-5,006	--	--	--	--	--	1,804	31,667	176,921	12,510	189,432
Change, %	23.0%	6.9%	49.6%	-1.9%	-5.6%	73.7%	-5.5%	--	--	--	--	--	4.4%	23.3%	13.1%	10.2%	12.9%

## GRAN CANARIA

	United Kingdom	Germany	Belgium	France	Netherlands	Ireland	Italy	Switzerland	Denmark	Finland	Norway	Sweden	Nordics	Others	International	Mainland	TOTAL
2022	571,511	470,648	78,811	95,232	200,955	56,894	80,355	-	-	-	-	-	408,118	245,359	2,207,884	413,786	2,621,671
2023	673,458	546,800	80,221	116,068	194,616	81,201	89,009	-	-	-	-	-	501,154	308,294	2,590,823	407,303	2,998,126
Change	101,947	76,152	1,410	20,836	-6,339	24,307	8,654	--	--	--	--	--	93,036	62,935	382,939	-6,483	376,455
Change, %	17.8%	16.2%	1.8%	21.9%	-3.2%	42.7%	10.8%	--	--	--	--	--	22.8%	25.7%	17.3%	-1.6%	14.4%

## TENERIFE

	United Kingdom	Germany	Belgium	France	Netherlands	Ireland	Italy	Switzerland	Denmark	Finland	Norway	Sweden	Nordics	Others	International	Mainland	TOTAL
2022	1,650,588	411,166	167,945	223,004	157,495	134,355	201,483	-	-	-	-	-	158,309	460,556	3,564,898	625,977	4,190,874
2023	1,813,327	493,511	168,482	241,551	166,738	144,451	218,183	-	-	-	-	-	199,727	541,270	3,987,236	689,726	4,676,960
Change	162,739	82,345	537	18,547	9,243	10,096	16,700	--	--	--	--	--	41,418	80,714	422,338	63,749	486,086
Change, %	9.9%	20.0%	0.3%	8.3%	5.9%	7.5%	8.3%	--	--	--	--	--	26.2%	17.5%	11.8%	10.2%	11.6%

## LA PALMA


	United Kingdom	Germany	Belgium	France	Netherlands	Ireland	Italy	Switzerland	Denmark	Finland	Norway	Sweden	Nordics	Others	International	Mainland	TOTAL
2022	10,457	22,207	2,791	2,880	6,103	284	889	-	-	-	-	-	696	9,513	55,817	49,282	105,097
2023	9,536	25,284	2,770	2,798	5,524	240	950	-	-	-	-	-	3,874	13,043	64,018	37,912	101,932
Change	-921	3,077	-21	-82	-579	-44	61	--	--	--	--	--	3,178	3,530	8,201	-11,370	-3,165
Change, %	-8.8%	13.9%	-0.8%	-2.8%	-9.5%	-15.5%	6.9%	--	--	--	--	--	456.6%	37.1%	14.7%	-23.1%	-3.0%

Source: Frontur (ISTAC). Tourist arrivals by air.

Note: on the result of the estimated Canary Islands total arrivals, tourists from La Gomera and El Hierro are included. Only main tourists are taken into account in each island.

# International tourist arrivals in Spain (INE)

September 2023



## BY COUNTRY OF RESIDENCE

### Monthly

	UK	Germany	Belgium	France	Ireland	Italy	Switzerland	Denmark	Finland	Norway	Sweden	Nordics	Russia	Portugal	Austria	Others	INTERNATIONAL	
Sep-22	1,794,754	1,141,699	281,751	915,947	415,211	233,272	401,483	169,936	109,086	28,616	110,105	133,962	381,769	0	259,647	91,331	1,680,411	7,767,211
Sep-23	1,951,066	1,296,095	283,704	969,683	475,369	267,633	431,160	212,238	102,346	35,973	117,962	154,022	410,303	0	282,748	130,023	2,113,785	8,823,807
Change	156,312	154,396	1,953	53,736	60,158	34,361	29,677	42,302	-6,740	7,357	7,857	20,060	28,534	--	23,101	38,692	433,374	1,056,596
Change, %	8.7%	13.5%	0.7%	5.9%	14.5%	14.7%	7.4%	24.9%	-6.2%	25.7%	7.1%	15.0%	7.5%	--	8.9%	42.4%	25.8%	13.6%

### Year-to-date

	UK	Germany	Belgium	France	Ireland	Italy	Switzerland	Denmark	Finland	Norway	Sweden	Nordics	Russia	Portugal	Austria	Others	INTERNATIONAL	
Jan-Sep 22	12,004,811	7,729,112	2,016,440	7,928,594	3,216,982	1,642,533	3,132,634	1,275,253	873,794	300,098	910,770	1,052,505	3,137,167	31,528	1,932,234	816,487	11,156,579	56,020,354
Jan-Sep 23	13,756,331	8,472,038	2,147,423	9,353,306	3,238,984	1,956,995	3,803,683	1,549,192	914,659	384,388	1,040,369	1,269,660	3,609,076	--	2,284,800	1,079,573	15,278,006	66,529,407
Change	1,751,520	742,926	130,983	1,424,712	22,002	314,462	671,049	273,939	40,865	84,290	129,599	217,155	471,909	--	352,566	263,086	4,121,427	10,509,053
Change, %	14.6%	9.6%	6.5%	18.0%	0.7%	19.1%	21.4%	21.5%	4.7%	28.1%	14.2%	20.6%	15.0%	--	18.2%	32.2%	36.9%	18.8%

## BY AUTONOMOUS COMMUNITY

### Monthly

	Canary Islands	Andalusia	Aragon	Asturias	aric Islands	Cantabria	C. y Leon	C. La Mancha	Catalonia	encian Region	Extremadura	Galicia	Madrid	Murcia	Navarre	ue Country	La Rioja	SPAIN
Sep-22	928,846	1,101,005	34,570	37,087	1,897,022	28,222	103,457	28,896	1,642,389	937,745	29,947	136,756	602,463	84,425	27,370	139,097	0	7,767,211
Sep-23	1,024,952	1,310,845	46,901	40,325	2,061,436	48,600	118,954	23,202	1,823,894	1,049,363	17,586	169,180	765,040	106,854	36,699	170,263	0	8,823,807
Change	96,106	209,840	12,331	3,238	164,414	20,378	15,497	-5,694	181,505	111,618	-12,361	32,424	162,577	22,429	9,329	31,166	0	1,056,596
Change, %	10.3%	19.1%	35.7%	8.7%	8.7%	72.2%	15.0%	-19.7%	11.1%	11.9%	-41.3%	23.7%	27.0%	26.6%	34.1%	22.4%	--	13.6%


### Year-to-date

	Canary Islands	Andalusia	Aragon	Asturias	aric Islands	Cantabria	C. y Leon	C. La Mancha	Catalonia	encian Region	Extremadura	Galicia	Madrid	Murcia	Navarre	ue Country	La Rioja	SPAIN
Jan-Sep 22	8,738,538	7,835,722	302,660	229,768	11,555,265	260,912	804,284	142,341	11,595,969	6,717,883	208,114	992,988	4,378,195	668,299	188,190	1,185,043	0	56,020,354
Jan-Sep 23	9,967,764	9,613,643	340,897	318,501	12,552,794	375,653	988,575	115,992	14,171,917	8,086,489	138,438	1,243,041	5,745,164	770,984	212,511	1,571,747	11,533	66,529,407
Change	1,229,226	1,777,921	38,237	88,733	997,529	114,741	184,291	-26,349	2,575,948	1,368,606	-69,676	250,053	1,366,969	102,685	24,321	386,704	11,533	10,509,053
Change, %	14.1%	22.7%	12.6%	38.6%	8.6%	44.0%	22.9%	-18.5%	22.2%	20.4%	-33.5%	25.2%	31.2%	15.4%	12.9%	32.6%	--	18.8%

Note: Since March 2022, "Russia" is included in Others. Source: Frontur (INE).

# Tourist arrivals in the Canary Islands (ISTAC)

September 2023



## Number of tourists by holiday package booking and country of residence

### September 2023

	Book	Do not book	TOTAL	% Book	% Do not book
<b>International</b>	557,964	468,326	1,026,290	54.4%	45.6%
- Germany	125,279	48,677	173,956	72.0%	28.0%
- Netherlands	36,867	15,806	52,673	70.0%	30.0%
- Ireland	16,753	42,328	59,081	28.4%	71.6%
- Nordics	18,292	13,257	31,549	58.0%	42.0%
- United Kingdom	251,289	209,285	460,574	54.6%	45.4%
- Switzerland	4,958	6,654	11,612	42.7%	57.3%
- Others	104,526	132,319	236,845	44.1%	55.9%
<b>Spanish Mainland</b>	36,096	156,045	192,142	18.8%	81.2%
<b>TOTAL</b>	594,060	624,371	1,218,432	48.8%	51.2%

### January - September 2023

	Book	Do not book	TOTAL	% Book	% Do not book
<b>International</b>	5,340,073	4,848,928	10,188,993	52.4%	47.6%
- Germany	1,172,060	588,107	1,760,167	66.6%	33.4%
- Netherlands	287,938	182,800	470,737	61.2%	38.8%
- Ireland	167,259	366,281	533,539	31.3%	68.7%
- Nordics	487,514	304,850	792,364	61.5%	38.5%
- United Kingdom	2,288,711	1,827,822	4,116,532	55.6%	44.4%
- Switzerland	54,355	74,742	129,095	42.1%	57.9%
- Others	882,236	1,504,326	2,386,559	37.0%	63.0%
<b>Spanish Mainland</b>	262,289	1,271,123	1,533,412	17.1%	82.9%
<b>TOTAL</b>	5,602,362	6,120,051	11,722,405	47.8%	52.2%

## Share of tourists by accommodation type and country of residence

### September 2023

	Hotels and similar	Apartments	Property	Cruise	Others
<b>International</b>	70.6%	19.5%	2.2%	0.3%	7.4%
- Germany	78.9%	11.2%	2.5%	1.4%	5.9%
- Netherlands	69.4%	23.8%	0.8%	0.0%	6.0%
- Ireland	56.7%	35.8%	2.9%	0.2%	4.3%
- Nordics	61.6%	24.5%	9.0%	0.0%	4.8%
- United Kingdom	68.4%	24.0%	1.2%	0.2%	6.3%
- Switzerland	74.6%	10.9%	3.7%	0.0%	10.7%
- Others	73.4%	11.5%	3.0%	0.0%	12.0%
<b>Spanish Mainland</b>	57.8%	9.5%	1.9%	0.0%	30.7%
<b>TOTAL</b>	68.6%	17.9%	2.1%	0.3%	11.1%

### January - September 2023


	Hotels and similar	Apartments	Property	Cruise	Others
<b>International</b>	68.5%	19.0%	2.7%	1.8%	8.1%
- Germany	71.7%	11.0%	3.4%	7.0%	6.9%
- Netherlands	67.2%	25.1%	1.4%	0.2%	6.2%
- Ireland	58.0%	33.1%	2.4%	0.4%	6.1%
- Nordics	65.8%	26.4%	3.0%	0.1%	4.8%
- United Kingdom	68.5%	22.4%	2.1%	1.1%	5.9%
- Switzerland	75.4%	9.9%	3.5%	0.5%	10.7%
- Others	69.1%	12.5%	3.6%	0.3%	14.5%
<b>Spanish Mainland</b>	59.6%	9.6%	1.8%	0.0%	29.0%
<b>TOTAL</b>	67.3%	17.7%	2.6%	1.5%	10.8%

Source: Frontur (ISTAC). Tourist arrivals by air.

Note: on the result of the estimated Canary Islands total arrivals, tourists from La Gomera and El Hierro are included.

# Tourist arrivals in the Canary Islands (ISTAC)

September 2023



## Number of tourists by holiday package booking and island of stay

September 2023

		Lanzarote	Fuerteventura	Gran Canaria	Tenerife	La Palma	CANARY ISLANDS
<b>Book</b>	<b>Total</b>	<b>99,674</b>	<b>126,950</b>	<b>173,343</b>	<b>197,586</b>	<b>4,075</b>	<b>594,060</b>
	- International	94,400	123,264	160,570	184,077	2,753	<b>557,964</b>
	- Spanish Mainland	5,274	3,686	12,773	13,509	1,322	<b>36,096</b>
<b>Do not book</b>	<b>Total</b>	<b>145,317</b>	<b>59,270</b>	<b>126,143</b>	<b>293,236</b>	<b>10,127</b>	<b>624,371</b>
	- International	116,031	45,110	87,623	222,097	3,968	<b>468,326</b>
	- Spanish Mainland	29,286	14,160	38,520	71,139	6,159	<b>156,045</b>
<b>TOTAL</b>	<b>All markets</b>	<b>244,991</b>	<b>186,219</b>	<b>299,487</b>	<b>490,821</b>	<b>14,202</b>	<b>1,218,432</b>
	- International	210,431	168,373	248,194	406,173	6,722	<b>1,026,290</b>
	- Spanish Mainland	34,560	17,846	51,293	84,648	7,480	<b>192,142</b>
<b>% book package</b>	<b>Total</b>	<b>40.7%</b>	<b>68.2%</b>	<b>57.9%</b>	<b>40.3%</b>	<b>28.7%</b>	<b>48.8%</b>
	- International	44.9%	73.2%	64.7%	45.3%	41.0%	<b>54.4%</b>
	- Spanish Mainland	15.3%	20.7%	24.9%	16.0%	17.7%	<b>18.8%</b>

January - September 2023

		Lanzarote	Fuerteventura	Gran Canaria	Tenerife	La Palma	CANARY ISLANDS
<b>Book</b>	<b>Total</b>	<b>1,092,454</b>	<b>1,135,983</b>	<b>1,627,853</b>	<b>1,880,074</b>	<b>62,132</b>	<b>5,602,362</b>
	- International	1,050,202	1,108,183	1,569,910	1,748,569	56,628	<b>5,340,073</b>
	- Spanish Mainland	42,252	27,800	57,943	131,505	5,504	<b>262,289</b>
<b>Do not book</b>	<b>Total</b>	<b>1,230,234</b>	<b>589,460</b>	<b>1,430,223</b>	<b>2,881,628</b>	<b>89,188</b>	<b>6,120,051</b>
	- International	1,013,104	477,148	1,073,333	2,307,447	52,625	<b>4,848,928</b>
	- Spanish Mainland	217,130	112,312	356,890	574,181	36,563	<b>1,271,123</b>
<b>TOTAL</b>	<b>All markets</b>	<b>2,322,688</b>	<b>1,725,440</b>	<b>3,058,077</b>	<b>4,761,700</b>	<b>151,320</b>	<b>11,722,405</b>
	- International	2,063,307	1,585,328	2,643,242	4,056,014	109,255	<b>10,188,993</b>
	- Spanish Mainland	259,381	140,112	414,835	705,686	42,065	<b>1,533,412</b>
<b>% book package</b>	<b>Total</b>	<b>47.0%</b>	<b>65.8%</b>	<b>53.2%</b>	<b>39.5%</b>	<b>41.1%</b>	<b>47.8%</b>
	- International	50.9%	69.9%	59.4%	43.1%	51.8%	<b>52.4%</b>
	- Spanish Mainland	16.3%	19.8%	14.0%	18.6%	13.1%	<b>17.1%</b>

## Share of tourists by accommodation type and island of stay

September 2023

		Lanzarote	Fuerteventura	Gran Canaria	Tenerife	La Palma	CANARY ISLANDS
<b>International</b>	Hotels	64.7%	83.1%	69.4%	68.6%	39.3%	<b>70.6%</b>
	Apartments	28.4%	8.8%	20.3%	18.8%	19.0%	<b>19.5%</b>
	Property	1.5%	2.0%	2.2%	2.4%	5.4%	<b>2.2%</b>
	Cruise	0.6%	0.8%	1.3%	0.4%	12.2%	<b>0.3%</b>
	Others	4.8%	5.3%	6.8%	9.8%	24.1%	<b>7.4%</b>
<b>Spanish Mainland</b>	Hotels	62.5%	59.2%	55.7%	57.8%	55.2%	<b>57.8%</b>
	Apartments	11.4%	9.3%	8.9%	9.1%	9.6%	<b>9.5%</b>
	Property	2.7%	2.7%	0.9%	1.5%	1.6%	<b>1.9%</b>
	Cruise	0.0%	0.0%	0.1%	0.0%	0.0%	<b>0.0%</b>
	Others	23.4%	28.8%	34.4%	31.6%	33.7%	<b>30.7%</b>
<b>TOTAL</b>	Hotels	64.4%	80.8%	67.1%	66.7%	47.7%	<b>68.6%</b>
	Apartments	26.0%	8.8%	18.4%	17.1%	14.0%	<b>17.9%</b>
	Property	1.7%	2.1%	2.0%	2.3%	3.4%	<b>2.1%</b>
	Cruise	0.5%	0.7%	1.0%	0.3%	5.8%	<b>0.3%</b>
	Others	7.5%	7.6%	11.5%	13.6%	29.1%	<b>11.1%</b>

January - September 2023

		Lanzarote	Fuerteventura	Gran Canaria	Tenerife	La Palma	CANARY ISLANDS
<b>International</b>	Hotels	64.1%	80.6%	66.7%	64.4%	32.2%	<b>68.5%</b>
	Apartments	27.8%	8.8%	19.6%	17.6%	12.2%	<b>19.0%</b>
	Property	1.4%	2.2%	2.4%	3.7%	3.3%	<b>2.7%</b>
	Cruise	2.5%	3.0%	4.7%	2.8%	29.3%	<b>1.8%</b>
	Others	4.3%	5.5%	6.6%	11.5%	23.0%	<b>8.1%</b>
<b>Spanish Mainland</b>	Hotels	64.7%	62.0%	57.0%	60.1%	47.8%	<b>59.6%</b>
	Apartments	14.9%	11.1%	8.7%	8.2%	7.1%	<b>9.6%</b>
	Property	1.6%	3.0%	1.4%	1.7%	2.6%	<b>1.8%</b>
	Cruise	0.1%	0.1%	0.1%	0.0%	0.1%	<b>0.0%</b>
	Others	18.7%	23.9%	32.9%	30.0%	42.4%	<b>29.0%</b>
<b>TOTAL</b>	Hotels	64.2%	79.0%	65.3%	63.8%	36.6%	<b>67.3%</b>
	Apartments	26.4%	9.0%	18.1%	16.2%	10.7%	<b>17.7%</b>
	Property	1.4%	2.2%	2.3%	3.4%	3.1%	<b>2.6%</b>
	Cruise	2.2%	2.8%	4.1%	2.4%	21.2%	<b>1.5%</b>
	Others	5.9%	7.0%	10.2%	14.2%	28.4%	<b>10.8%</b>

Source: Frontur (ISTAC). Tourist arrivals by air.

Note: in the islands are included tourists who have chosen the island as the main destination of their trip or as a secondary destination. (\*) Others = house of friend or relative + other type of accommodation