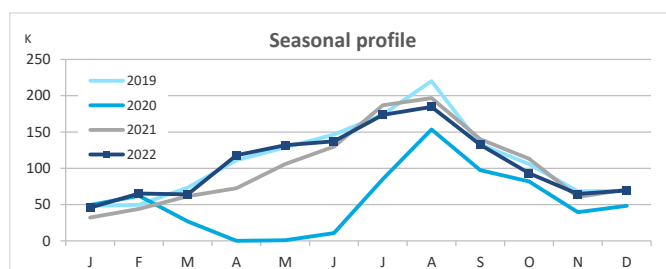
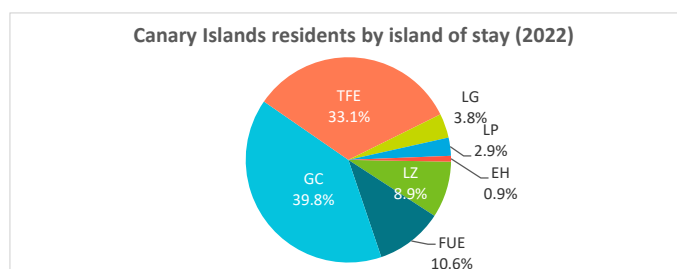


2022 Domestic tourism

Canary Islands residents staying in tourist accommodation by island of stay

	Lanzarote	Fuerteventura	Gran Canaria	Tenerife	La Gomera	La Palma	El Hierro	Canary Islands
2019	94,411	118,822	556,320	415,150	75,067	52,499	15,731	1,328,000
2022	113,924	136,035	509,752	423,208	48,919	36,642	11,651	1,280,131
% residents in the island	22.0%	16.0%	61.2%	50.0%	6.4%	34.6%	1.0%	100%
Change, 22-19	19,513	17,213	-46,568	8,058	-26,148	-15,857	-4,080	-47,869
Change, % 22-19	20.7%	14.5%	-8.4%	1.9%	-34.8%	-30.2%	-25.9%	-3.6%



Canary Islands residents staying in tourist accommodation by island of residence and island of stay

		ISLAND OF STAY							Canary Islands
		Lanzarote	Fuerteventura	Gran Canaria	Tenerife	La Gomera	La Palma	El Hierro	
ISLAND OF RESIDENCE	2022								
	Lanzarote	<u>25,110</u>	13,312	45,791	19,512	97	731	273	104,826
	Fuerteventura	12,095	<u>21,805</u>	45,251	11,986	34	720	714	92,605
	Gran Canaria	31,426	62,495	<u>312,177</u>	58,926	5,957	9,210	2,488	482,679
	Tenerife	37,419	23,104	81,245	<u>211,611</u>	38,850	10,272	4,472	406,973
	La Gomera	119	97	3,043	16,079	<u>3,125</u>	1,379	226	24,068
	La Palma	7,258	14,870	21,334	95,053	771	<u>12,695</u>	3,363	155,344
	El Hierro	497	352	911	10,041	85	1,635	<u>115</u>	13,636
	Canary Islands	113,924	136,035	509,752	423,208	48,919	36,642	11,651	1,280,131
ISLAND OF RESIDENCE	Change, 22-19%								
	Lanzarote	<u>-13.8%</u>	113.6%	9.7%	267.0%	12.8%	-79.2%	93.6%	21.7%
	Fuerteventura	128.8%	<u>19.1%</u>	-5.7%	112.7%	-53.4%	-42.8%	363.6%	17.7%
	Gran Canaria	-3.7%	6.8%	<u>-8.9%</u>	1.7%	133.2%	16.5%	22.4%	-4.3%
	Tenerife	112.9%	-12.7%	-5.8%	<u>-18.1%</u>	-44.7%	-37.6%	-58.3%	-16.3%
	La Gomera	-28.3%	7.8%	-82.7%	3.9%	<u>130.5%</u>	21.1%	12.4%	-33.3%
	La Palma	-22.6%	80.4%	34.2%	62.1%	12.4%	<u>-42.3%</u>	377.0%	34.4%
	El Hierro	102.0%	-63.9%	-78.0%	-26.0%	-20.6%	660.5%	<u>-93.5%</u>	-35.2%
	Canary Islands	20.7%	14.5%	-8.4%	1.9%	-34.8%	-30.2%	-25.9%	-3.6%

Canary Islands residents travelling to other islands (residents of each island are excluded)

		ISLAND OF STAY							Canary Islands
		Lanzarote	Fuerteventura	Gran Canaria	Tenerife	La Gomera	La Palma	El Hierro	
2022	Outbound tourism	79,716	70,800	170,502	195,362	20,943	142,649	13,521	693,493
	Change, % 22-19	39.8%	17.2%	5.5%	-14.2%	-39.6%	52.5%	-29.8%	6.0%
	Inbound tourism	88,814	114,230	197,575	211,597	45,794	23,947	11,536	693,493
Change, % 22-19		36.0%	13.6%	-7.5%	35.1%	-37.9%	-21.5%	-17.4%	6.0%
Net balance		9,098	43,430	27,073	16,235	24,851	-118,702	-1,985	0

Distribution by island of residence

		ISLAND OF STAY							Canary Islands
		Lanzarote	Fuerteventura	Gran Canaria	Tenerife	La Gomera	La Palma	El Hierro	
ISLAND OF RESIDENCE	2022								
	Lanzarote	<u>22.0%</u>	9.8%	9.0%	4.6%	0.2%	2.0%	2.3%	8.2%
	Fuerteventura	10.6%	<u>16.0%</u>	8.9%	2.8%	0.1%	2.0%	6.1%	7.2%
	Gran Canaria	27.6%	45.9%	<u>61.2%</u>	13.9%	12.2%	25.1%	21.4%	37.7%
	Tenerife	32.8%	17.0%	15.9%	<u>50.0%</u>	79.4%	28.0%	38.4%	31.8%
	La Gomera	0.1%	0.1%	0.6%	3.8%	<u>6.4%</u>	3.8%	1.9%	1.9%
	La Palma	6.4%	10.9%	4.2%	22.5%	1.6%	<u>34.6%</u>	28.9%	12.1%
	El Hierro	0.4%	0.3%	0.2%	2.4%	0.2%	4.5%	<u>1.0%</u>	1.1%
	Canary Islands	100%	100%	100%	100%	100%	100%	100%	100%

Distribution by island of stay

		ISLAND OF STAY							Canary Islands
		Lanzarote	Fuerteventura	Gran Canaria	Tenerife	La Gomera	La Palma	El Hierro	
ISLAND OF RESIDENCE	2022								
	Lanzarote	<u>24.0%</u>	12.7%	43.7%	18.6%	0.1%	0.7%	0.3%	100%
	Fuerteventura	13.1%	<u>23.5%</u>	48.9%	12.9%	0.0%	0.8%	0.8%	100%
	Gran Canaria	6.5%	12.9%	<u>64.7%</u>	12.2%	1.2%	1.9%	0.5%	100%
	Tenerife	9.2%	5.7%	20.0%	<u>52.0%</u>	9.5%	2.5%	1.1%	100%
	La Gomera	0.5%	0.4%	12.6%	66.8%	<u>13.0%</u>	5.7%	0.9%	100%
	La Palma	4.7%	9.6%	13.7%	61.2%	0.5%	<u>8.2%</u>	2.2%	100%
	El Hierro	3.6%	2.6%	6.7%	73.6%	0.6%	12.0%	<u>0.8%</u>	100%
	Canary Islands	8.9%	10.6%	39.8%	33.1%	3.8%	2.9%	0.9%	100%

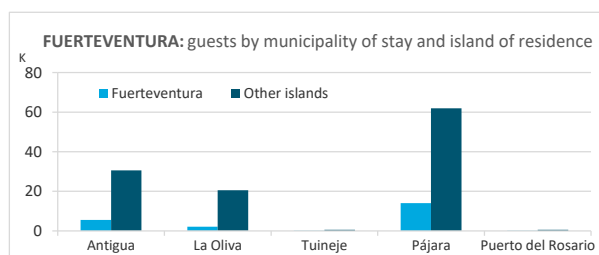
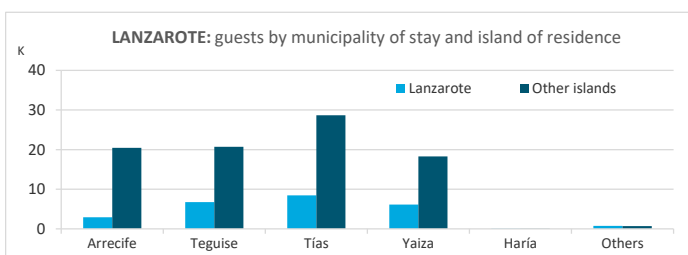
Canary Islands residents staying in tourist accommodation by municipality of stay and island of residence

LANZAROTE

2022	Lanzarote	Fuerteventura	Gran Canaria	Tenerife	La Gomera	La Palma	El Hierro	Canary Islands
Arrecife	2,933	4,331	2,998	11,706	0	1,007	408	23,383
Teguise	6,774	1,690	8,085	7,188	32	3,689	0	27,458
Tías	8,479	4,283	10,438	12,248	39	1,627	15	37,129
Yaiza	6,152	1,789	9,189	6,264	48	931	74	24,447
Haría	21	2	7	4	0	4	0	38
Others	751	0	709	9	0	0	0	1,469
Lanzarote	25,110	12,095	31,426	37,419	119	7,258	497	113,924
- Home island share	22.0%	10.6%	27.6%	32.8%	0.1%	6.4%	0.4%	100%

FUERTEVENTURA

2022	Lanzarote	Fuerteventura	Gran Canaria	Tenerife	La Gomera	La Palma	El Hierro	Canary Islands
Antigua	6,376	5,574	16,569	7,518	7	103	0	36,147
La Oliva	799	2,121	6,482	1,458	0	11,613	221	22,694
Tuineje	133	37	368	48	0	0	0	586
Pájara	5,928	13,994	38,687	13,975	90	3,150	131	75,955
Puerto del Rosario	76	79	389	105	0	4	0	653
Betancuria	0	0	0	0	0	0	0	0
Fuerteventura	13,312	21,805	62,495	23,104	97	14,870	352	136,035
- Home island share	9.8%	16.0%	45.9%	17.0%	0.1%	10.9%	0.3%	100%

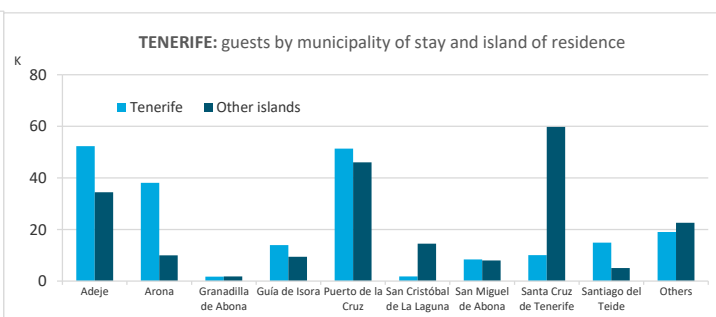
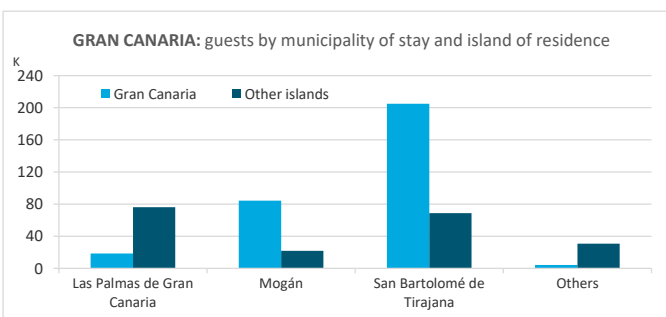


GRAN CANARIA

2022	Lanzarote	Fuerteventura	Gran Canaria	Tenerife	La Gomera	La Palma	El Hierro	Canary Islands
Las Palmas de Gran Canaria	19,399	11,859	18,524	33,630	1,784	9,214	344	94,754
Mogán	3,324	7,120	84,302	7,029	845	3,421	0	106,041
San Bartolomé de Tirajana	13,389	13,783	205,061	34,127	38	7,090	441	273,929
Others	9,679	12,489	4,290	6,459	376	1,609	126	35,028
Gran Canaria	45,791	45,251	312,177	81,245	3,043	21,334	911	509,752
- Home island share	9.0%	8.9%	61.2%	15.9%	0.6%	4.2%	0.2%	100%

TENERIFE

2022	Lanzarote	Fuerteventura	Gran Canaria	Tenerife	La Gomera	La Palma	El Hierro	Canary Islands
Adeje	1,077	768	4,768	52,340	880	26,391	587	86,811
Arona	337	911	4,321	38,088	220	3,284	933	48,094
Granadilla de Abona	152	1	1,094	1,728	79	378	83	3,515
Guía de Isora	254	53	976	13,915	0	8,140	0	23,338
Puerto de la Cruz	4,662	1,509	23,149	51,380	3,055	12,626	1,010	97,391
San Cristóbal de La Laguna	2,507	473	4,667	1,782	1,321	5,070	469	16,289
San Miguel de Abona	4	5	1,832	8,360	268	5,345	545	16,359
Santa Cruz de Tenerife	2,632	3,351	15,427	10,079	5,103	29,361	3,912	69,865
Santiago del Teide	133	86	877	14,901	1,764	1,514	668	19,943
Others	7,754	4,829	1,815	19,038	3,389	2,944	1,834	41,603
Tenerife	19,512	11,986	58,926	211,611	16,079	95,053	10,041	423,208
- Home island share	4.6%	2.8%	13.9%	50.0%	3.8%	22.5%	2.4%	100%



2022 Domestic tourism

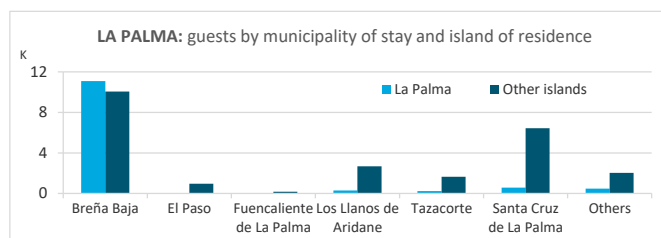
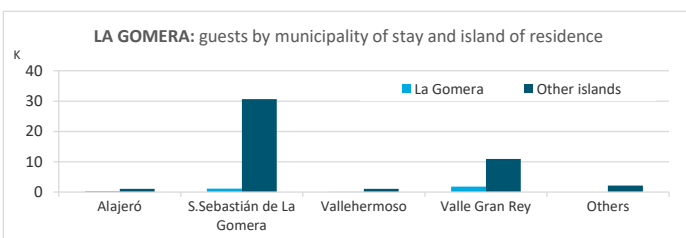
Canary Islands residents staying in tourist accommodation by municipality of stay and island of residence

LA GOMERA

2022	Lanzarote	Fuerteventura	Gran Canaria	Tenerife	La Gomera	La Palma	El Hierro	Canary Islands
Alajeró	3	0	105	871	253	47	3	1,282
S.Sebastián de La Gomera	40	13	5,232	25,127	1,101	190	61	31,764
Vallehermoso	0	0	0	1,065	3	0	0	1,068
Valle Gran Rey	23	21	548	9,762	1,768	534	21	12,677
Others	31	0	72	2,025	0	0	0	2,128
La Gomera	97	34	5,957	38,850	3,125	771	85	48,919
- Home island share	0.2%	0.1%	12.2%	79.4%	6.4%	1.6%	0.2%	100%

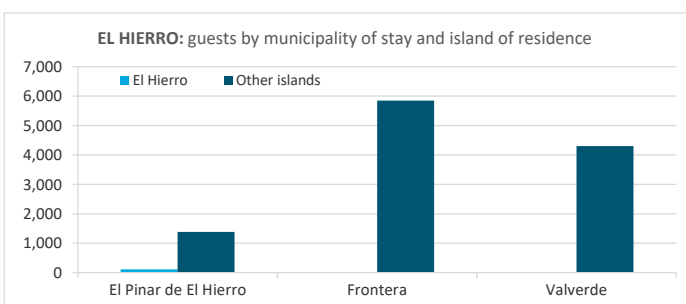
LA PALMA

2022	Lanzarote	Fuerteventura	Gran Canaria	Tenerife	La Gomera	La Palma	El Hierro	Canary Islands
Breña Baja	428	264	4,634	4,178	69	11,097	482	21,152
El Paso	53	163	182	368	182	29	0	977
Fuencaliente de La Palma	6	6	35	117	8	9	1	182
Los Llanos de Aridane	72	23	662	1,884	18	300	13	2,972
Tzacorte	102	34	519	943	25	220	24	1,867
Santa Cruz de La Palma	26	203	2,621	1,403	1,062	572	1,113	7,000
Others	44	27	557	1,379	15	468	2	2,492
La Palma	731	720	9,210	10,272	1,379	12,695	1,635	36,642
- Home island share	2.0%	2.0%	25.1%	28.0%	3.8%	34.6%	4.5%	100%



EL HIERRO

2022	Lanzarote	Fuerteventura	Gran Canaria	Tenerife	La Gomera	La Palma	El Hierro	Canary Islands
El Pinar de El Hierro	2	110	247	389	0	635	113	1,496
Frontera	213	318	1,152	3,107	226	836	2	5,854
Valverde	58	286	1,089	976	0	1,892	0	4,301
El Hierro	273	714	2,488	4,472	226	3,363	115	11,651
- Home island share	2.3%	6.1%	21.4%	38.4%	1.9%	28.9%	1.0%	100%



Length of stay: Canary Islands residents by island of stay

