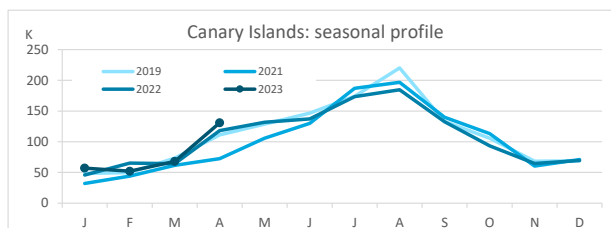
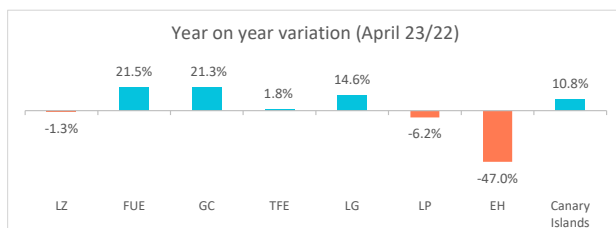


Canary Islands residents staying in tourist accommodation by island of stay

	Lanzarote	Fuerteventura	Gran Canaria	Tenerife	La Gomera	La Palma	El Hierro	Canary Islands
April 2022	9,790	12,213	45,662	41,117	4,418	3,537	1,270	118,007
April 2023	9,661	14,841	55,374	41,859	5,064	3,318	673	130,790
% residents in the island	25.9%	23.1%	75.0%	63.7%	4.9%	34.9%	0.0%	100%
Change, 23-22	-129	2,628	9,712	742	646	-219	-597	12,783
Change, % 23-22	-1.3%	21.5%	21.3%	1.8%	14.6%	-6.2%	-47.0%	10.8%



Canary Islands residents staying in tourist accommodation by island of residence and island of stay

		ISLAND OF STAY							CANARY ISLANDS
		Lanzarote	Fuerteventura	Gran Canaria	Tenerife	La Gomera	La Palma	El Hierro	
ISLAND OF RESIDENCE	Lanzarote	2,505	1,711	4,701	872	38	94	0	9,921
	Fuerteventura	1,182	3,432	2,254	225	1	43	0	7,137
	Gran Canaria	3,069	5,739	41,532	7,982	545	872	66	59,805
	Tenerife	2,543	1,073	5,664	26,669	3,831	919	607	41,306
	La Gomera	182	0	57	201	246	91	0	777
	La Palma	108	2,834	1,005	5,373	363	1,158	0	10,841
	El Hierro	72	52	161	537	40	141	0	1,003
	CANARY ISLANDS	9,661	14,841	55,374	41,859	5,064	3,318	673	130,790

Year on year variation: April 2023/2022

		ISLAND OF STAY							CANARY ISLANDS
		Lanzarote	Fuerteventura	Gran Canaria	Tenerife	La Gomera	La Palma	El Hierro	
ISLAND OF RESIDENCE	Lanzarote	6.9%	20.5%	-8.8%	-4.6%	35.7%	77.4%	-100.0%	-0.1%
	Fuerteventura	168.0%	258.6%	-30.2%	-28.1%	-66.7%	-24.6%	-100.0%	42.6%
	Gran Canaria	192.6%	-8.5%	46.6%	68.8%	69.8%	27.3%	-69.4%	43.8%
	Tenerife	-48.8%	-48.1%	-23.6%	37.1%	-1.8%	-7.1%	82.8%	5.6%
	La Gomera	0.0%	-100.0%	-88.1%	-94.9%	127.8%	26.4%	0.0%	-83.0%
	La Palma	-89.1%	95.7%	-4.7%	-51.5%	656.3%	-4.7%	-100.0%	-34.4%
	El Hierro	0.0%	33.3%	5266.7%	-27.3%	400.0%	-69.7%	0.0%	-20.1%
	CANARY ISLANDS	-1.3%	21.5%	21.3%	1.8%	14.6%	-6.2%	-47.0%	10.8%

Canary Islands residents travelling to other islands (residents of each island are excluded)

	Lanzarote	Fuerteventura	Gran Canaria	Tenerife	La Gomera	La Palma	El Hierro	CANARY ISLANDS
Outbound tourism	7,416	3,705	18,273	14,637	531	9,683	1,003	55,248
Year on year variation (%)	-2.3%	-8.5%	37.7%	-25.6%	-88.1%	-36.7%	-20.1%	-15.8%
Inbound tourism	7,156	11,409	13,842	15,190	4,818	2,160	673	55,248
Year on year variation (%)	-3.9%	1.4%	-20.2%	-29.9%	11.8%	-7.0%	-47.0%	-15.8%
Net balance	-260	7,704	-4,431	553	4,287	-7,523	-330	0

Distribution by island of residence

		ISLAND OF STAY							CANARY ISLANDS
		Lanzarote	Fuerteventura	Gran Canaria	Tenerife	La Gomera	La Palma	El Hierro	
ISLAND OF RESIDENCE	Lanzarote	25.9%	11.5%	8.5%	2.1%	0.8%	2.8%	0.0%	7.6%
	Fuerteventura	12.2%	23.1%	4.1%	0.5%	0.0%	1.3%	0.0%	5.5%
	Gran Canaria	31.8%	38.7%	75.0%	19.1%	10.8%	26.3%	9.8%	45.7%
	Tenerife	26.3%	7.2%	10.2%	63.7%	75.7%	27.7%	90.2%	31.6%
	La Gomera	1.9%	0.0%	0.1%	0.5%	4.9%	2.7%	0.0%	0.6%
	La Palma	1.1%	19.1%	1.8%	12.8%	7.2%	34.9%	0.0%	8.3%
	El Hierro	0.7%	0.4%	0.3%	1.3%	0.8%	4.2%	0.0%	0.8%
	CANARY ISLANDS	100%	100%	100%	100%	100%	100%	100%	100%

Distribution by island of stay

		ISLAND OF STAY							CANARY ISLANDS
		Lanzarote	Fuerteventura	Gran Canaria	Tenerife	La Gomera	La Palma	El Hierro	
ISLAND OF RESIDENCE	Lanzarote	25.2%	17.2%	47.4%	8.8%	0.4%	0.9%	0.0%	100%
	Fuerteventura	16.6%	48.1%	31.6%	3.2%	0.0%	0.6%	0.0%	100%
	Gran Canaria	5.1%	9.6%	69.4%	13.3%	0.9%	1.5%	0.1%	100%
	Tenerife	6.2%	2.6%	13.7%	64.6%	9.3%	2.2%	1.5%	100%
	La Gomera	23.4%	0.0%	7.3%	25.9%	31.7%	11.7%	0.0%	100%
	La Palma	1.0%	26.1%	9.3%	49.6%	3.3%	10.7%	0.0%	100%
	El Hierro	7.2%	5.2%	16.1%	53.5%	4.0%	14.1%	0.0%	100%
	CANARY ISLANDS	7.4%	11.3%	42.3%	32.0%	3.9%	2.5%	0.5%	100%

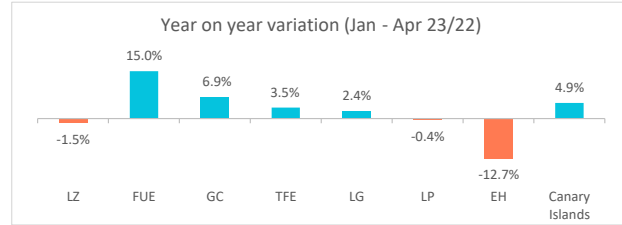
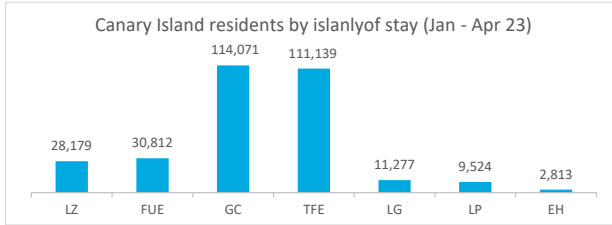
# Domestic tourism

## January - April 2023



### Canary Islands residents staying in tourist accommodation by island of stay

	Lanzarote	Fuerteventura	Gran Canaria	Tenerife	La Gomera	La Palma	El Hierro	Canary Islands
Jan-Apr 2022	28,601	26,788	106,748	107,393	11,015	9,566	3,221	293,332
Jan-Apr 2023	28,179	30,812	114,071	111,139	11,277	9,524	2,813	307,815
% tourist of the island	23.9%	21.3%	64.6%	61.7%	4.4%	35.4%	0.6%	100%
Change, 23-22	-422	4,024	7,323	3,746	262	-42	-408	14,483
Change, % 23-22	-1.5%	15.0%	6.9%	3.5%	2.4%	-0.4%	-12.7%	4.9%



### Canary Islands residents staying in tourist accommodation by island of residence and island of stay

ISLAND OF RESIDENCE	ISLAND OF STAY								CANARY ISLANDS
	Lanzarote	Fuerteventura	Gran Canaria	Tenerife	La Gomera	La Palma	El Hierro		
Lanzarote	6,738	3,729	13,687	2,687	40	292	56		27,229
Fuerteventura	3,739	6,554	7,659	1,098	2	165	87		19,304
Gran Canaria	6,937	12,980	73,684	18,407	1,189	2,289	432		115,918
Tenerife	8,334	1,913	14,177	68,572	9,119	2,480	1,252		105,847
La Gomera	194	0	1,013	1,524	491	226	0		3,448
La Palma	1,666	5,550	2,905	15,061	395	3,374	969		29,920
El Hierro	571	86	946	3,790	41	698	17		6,149
<b>CANARY ISLANDS</b>	<b>28,179</b>	<b>30,812</b>	<b>114,071</b>	<b>111,139</b>	<b>11,277</b>	<b>9,524</b>	<b>2,813</b>		<b>307,815</b>

### Year on year variation: January - April 2023/2022

ISLAND OF RESIDENCE	ISLAND OF STAY								CANARY ISLANDS
	Lanzarote	Fuerteventura	Gran Canaria	Tenerife	La Gomera	La Palma	El Hierro		
Lanzarote	-15.8%	2.3%	13.5%	-41.1%	21.2%	43.1%	154.5%		-4.6%
Fuerteventura	277.3%	251.8%	-6.5%	-71.7%	-77.8%	-23.6%	480.0%		27.3%
Gran Canaria	-7.8%	-1.9%	18.8%	27.9%	13.0%	18.7%	-60.6%		14.5%
Tenerife	-20.2%	-50.9%	-30.4%	48.0%	-2.8%	-22.6%	18.6%		11.8%
La Gomera	9600.0%	-100.0%	72.9%	-72.8%	57.9%	-15.0%	0.0%		-49.2%
La Palma	2.3%	38.3%	-11.3%	-46.8%	102.6%	11.6%	-6.0%		-27.8%
El Hierro	6244.4%	-21.8%	271.0%	-12.6%	28.1%	-3.3%	0.0%		12.5%
<b>CANARY ISLANDS</b>	<b>-1.5%</b>	<b>15.0%</b>	<b>6.9%</b>	<b>3.5%</b>	<b>2.4%</b>	<b>-0.4%</b>	<b>-12.7%</b>		<b>4.9%</b>

### Canary Islands residents travelling to other islands (residents of each island are excluded)

	Lanzarote	Fuerteventura	Gran Canaria	Tenerife	La Gomera	La Palma	El Hierro	Canary Islands
Outbound tourism	20,491	12,750	42,234	37,275	2,957	26,546	6,132	148,385
Year on year variation (%)	-0.2%	-4.1%	7.7%	-22.9%	-54.4%	-30.9%	12.2%	-13.6%
Inbound tourism	21,441	24,258	40,387	42,567	10,786	6,150	2,796	148,385
Year on year variation (%)	4.1%	-2.7%	-9.7%	-30.3%	0.8%	-6.0%	-13.2%	-13.6%
Net balance	950	11,508	-1,847	5,292	7,829	-20,396	-3,336	0

### Distribution by island of residence

ISLAND OF RESIDENCE	ISLAND OF STAY								CANARY ISLANDS
	Lanzarote	Fuerteventura	Gran Canaria	Tenerife	La Gomera	La Palma	El Hierro		
Lanzarote	23.9%	12.1%	12.0%	2.4%	0.4%	3.1%	2.0%		8.8%
Fuerteventura	13.3%	21.3%	6.7%	1.0%	0.0%	1.7%	3.1%		6.3%
Gran Canaria	24.6%	42.1%	64.6%	16.6%	10.5%	24.0%	15.4%		37.7%
Tenerife	29.6%	6.2%	12.4%	61.7%	80.9%	26.0%	44.5%		34.4%
La Gomera	0.7%	0.0%	0.9%	1.4%	4.4%	2.4%	0.0%		1.1%
La Palma	5.9%	18.0%	2.5%	13.6%	3.5%	35.4%	34.4%		9.7%
El Hierro	2.0%	0.3%	0.8%	3.4%	0.4%	7.3%	0.6%		2.0%
<b>CANARY ISLANDS</b>	<b>100%</b>	<b>100%</b>	<b>100%</b>	<b>100%</b>	<b>100%</b>	<b>100%</b>	<b>100%</b>		<b>100%</b>

### Distribution by island of stay

ISLAND OF RESIDENCE	ISLAND OF STAY								CANARY ISLANDS
	Lanzarote	Fuerteventura	Gran Canaria	Tenerife	La Gomera	La Palma	El Hierro		
Lanzarote	24.7%	13.7%	50.3%	9.9%	0.1%	1.1%	0.2%		100%
Fuerteventura	19.4%	34.0%	39.7%	5.7%	0.0%	0.9%	0.5%		100%
Gran Canaria	6.0%	11.2%	63.6%	15.9%	1.0%	2.0%	0.4%		100%
Tenerife	7.9%	1.8%	13.4%	64.8%	8.6%	2.3%	1.2%		100%
La Gomera	5.6%	0.0%	29.4%	44.2%	14.2%	6.6%	0.0%		100%
La Palma	5.6%	18.5%	9.7%	50.3%	1.3%	11.3%	3.2%		100%
El Hierro	9.3%	1.4%	15.4%	61.6%	0.7%	11.4%	0.3%		100%
<b>CANARY ISLANDS</b>	<b>9.2%</b>	<b>10.0%</b>	<b>37.1%</b>	<b>36.1%</b>	<b>3.7%</b>	<b>3.1%</b>	<b>0.9%</b>		<b>100%</b>