

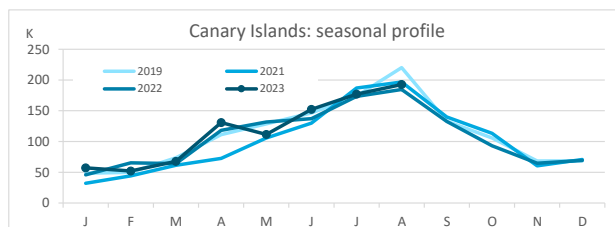
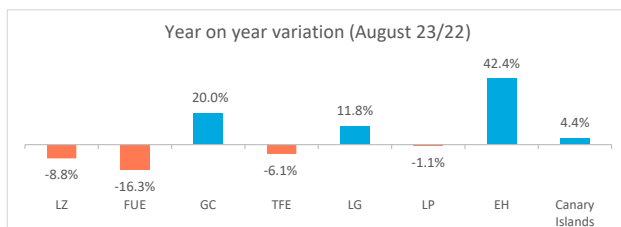
Domestic tourism

August 2023



Canary Islands residents staying in tourist accommodation by island of stay

	Lanzarote	Fuerteventura	Gran Canaria	Tenerife	La Gomera	La Palma	El Hierro	Canary Islands
August 2022	13,835	27,673	78,212	51,222	8,171	4,752	745	184,610
August 2023	12,615	23,155	93,893	48,123	9,136	4,702	1,061	192,685
% residents in the island	20.2%	19.6%	64.3%	62.5%	1.7%	39.6%	1.8%	100%
Change, 23-22	-1,220	-4,518	15,681	-3,099	965	-50	316	8,075
Change, % 23-22	-8.8%	-16.3%	20.0%	-6.1%	11.8%	-1.1%	42.4%	4.4%



Canary Islands residents staying in tourist accommodation by island of residence and island of stay

ISLAND OF RESIDENCE	ISLAND OF STAY								CANARY ISLANDS
	Lanzarote	Fuerteventura	Gran Canaria	Tenerife	La Gomera	La Palma	El Hierro		
Lanzarote	2,544	1,383	11,305	750	7	188	4	16,181	
Fuerteventura	1,085	4,536	8,375	354	27	82	15	14,474	
Gran Canaria	3,525	9,629	60,402	8,695	1,007	1,003	541	84,802	
Tenerife	4,214	2,640	12,504	30,094	7,894	1,468	378	59,192	
La Gomera	330	32	263	1,911	151	74	12	2,773	
La Palma	826	2,136	675	4,665	50	1,861	92	10,305	
El Hierro	91	2,799	369	1,654	0	26	19	4,958	
CANARY ISLANDS	12,615	23,155	93,893	48,123	9,136	4,702	1,061	192,685	

Year on year variation: August 2023/2022

ISLAND OF RESIDENCE	ISLAND OF STAY								CANARY ISLANDS
	Lanzarote	Fuerteventura	Gran Canaria	Tenerife	La Gomera	La Palma	El Hierro		
Lanzarote	-4.5%	-54.0%	259.5%	-47.4%	75.0%	327.3%	33.3%	57.2%	
Fuerteventura	27.9%	-33.8%	53.3%	50.6%	-	-55.4%	-	6.5%	
Gran Canaria	22.6%	-9.2%	5.5%	22.2%	-11.6%	19.4%	64.9%	5.8%	
Tenerife	-16.1%	-35.0%	33.1%	3.7%	28.4%	-17.7%	-5.5%	6.0%	
La Gomera	262.6%	300.0%	-37.2%	-14.0%	-75.9%	42.3%	-	-18.9%	
La Palma	-64.6%	-29.1%	-73.4%	-56.4%	-79.3%	3.2%	666.7%	-50.0%	
El Hierro	-	2036.6%	36800.0%	226.2%	-100.0%	-42.2%	850.0%	611.3%	
CANARY ISLANDS	-8.8%	-16.3%	20.0%	-6.1%	11.8%	-1.1%	42.4%	4.4%	

Canary Islands residents travelling to other islands (residents of each island are excluded)

	Lanzarote	Fuerteventura	Gran Canaria	Tenerife	La Gomera	La Palma	El Hierro	Canary Islands
Outbound tourism	13,637	9,938	24,400	29,098	2,622	8,444	4,939	93,078
Year on year variation (%)	78.8%	47.7%	6.6%	8.5%	-6.1%	-55.1%	610.6%	7.8%
Inbound tourism	10,071	18,619	33,491	18,029	8,985	2,841	1,042	93,078
Year on year variation (%)	-9.8%	-10.6%	59.8%	-18.8%	19.1%	-3.6%	40.2%	7.8%
Net balance	-3,566	8,681	9,091	-11,069	6,363	-5,603	-3,897	0

Distribution by island of residence

ISLAND OF RESIDENCE	ISLAND OF STAY								CANARY ISLANDS
	Lanzarote	Fuerteventura	Gran Canaria	Tenerife	La Gomera	La Palma	El Hierro		
Lanzarote	20.2%	6.0%	12.0%	1.6%	0.1%	4.0%	0.4%	8.4%	
Fuerteventura	8.6%	19.6%	8.9%	0.7%	0.3%	1.7%	1.4%	7.5%	
Gran Canaria	27.9%	41.6%	64.3%	18.1%	11.0%	21.3%	51.0%	44.0%	
Tenerife	33.4%	11.4%	13.3%	62.5%	86.4%	31.2%	35.6%	30.7%	
La Gomera	2.6%	0.1%	0.3%	4.0%	1.7%	1.6%	1.1%	1.4%	
La Palma	6.5%	9.2%	0.7%	9.7%	0.5%	39.6%	8.7%	5.3%	
El Hierro	0.7%	12.1%	0.4%	3.4%	0.0%	0.6%	1.8%	2.6%	
CANARY ISLANDS	100%	100%	100%	100%	100%	100%	100%	100%	

Distribution by island of stay

ISLAND OF RESIDENCE	ISLAND OF STAY								CANARY ISLANDS
	Lanzarote	Fuerteventura	Gran Canaria	Tenerife	La Gomera	La Palma	El Hierro		
Lanzarote	15.7%	8.5%	69.9%	4.6%	0.0%	1.2%	0.0%	100%	
Fuerteventura	7.5%	31.3%	57.9%	2.4%	0.2%	0.6%	0.1%	100%	
Gran Canaria	4.2%	11.4%	71.2%	10.3%	1.2%	1.2%	0.6%	100%	
Tenerife	7.1%	4.5%	21.1%	50.8%	13.3%	2.5%	0.6%	100%	
La Gomera	11.9%	1.2%	9.5%	68.9%	5.4%	2.7%	0.4%	100%	
La Palma	8.0%	20.7%	6.6%	45.3%	0.5%	18.1%	0.9%	100%	
El Hierro	1.8%	56.5%	7.4%	33.4%	0.0%	0.5%	0.4%	100%	
CANARY ISLANDS	6.5%	12.0%	48.7%	25.0%	4.7%	2.4%	0.6%	100%	

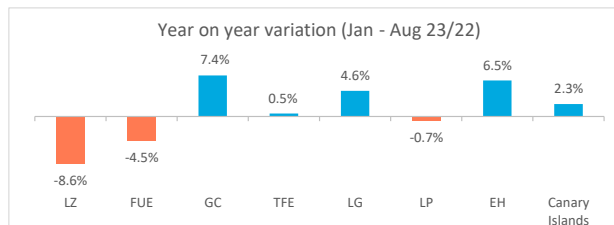
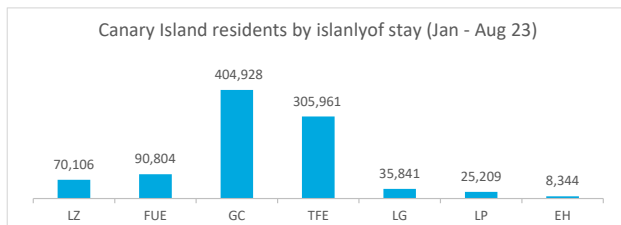
Domestic tourism

January - August 2023



Canary Islands residents staying in tourist accommodation by island of stay

	Lanzarote	Fuerteventura	Gran Canaria	Tenerife	La Gomera	La Palma	El Hierro	Canary Islands
Jan-Aug 2022	76,670	95,034	376,903	304,356	34,256	25,397	7,833	920,449
Jan-Aug 2023	70,106	90,804	404,928	305,961	35,841	25,209	8,344	941,193
% tourist of the island	20.1%	19.5%	64.2%	56.3%	2.6%	38.1%	1.9%	100%
Change, 23-22	-6,564	-4,230	28,025	1,605	1,585	-188	511	20,744
Change, % 23-22	-8.6%	-4.5%	7.4%	0.5%	4.6%	-0.7%	6.5%	2.3%



Canary Islands residents staying in tourist accommodation by island of residence and island of stay

ISLAND OF RESIDENCE	ISLAND OF STAY								CANARY ISLANDS
	Lanzarote	Fuerteventura	Gran Canaria	Tenerife	La Gomera	La Palma	El Hierro		
Lanzarote	14,063	7,728	44,548	6,938	71	809	323		74,480
Fuerteventura	8,718	17,729	26,873	3,148	49	494	110		57,121
Gran Canaria	18,889	35,907	259,947	42,563	4,543	6,144	1,979		369,972
Tenerife	22,403	7,931	51,608	172,389	29,692	6,751	3,908		294,682
La Gomera	589	35	6,737	11,342	940	394	598		20,635
La Palma	4,525	14,213	13,259	50,369	504	9,599	1,267		93,736
El Hierro	919	7,261	1,956	19,212	42	1,018	159		30,567
CANARY ISLANDS	70,106	90,804	404,928	305,961	35,841	25,209	8,344		941,193

Year on year variation: January - August 2023/2022

ISLAND OF RESIDENCE	ISLAND OF STAY								CANARY ISLANDS
	Lanzarote	Fuerteventura	Gran Canaria	Tenerife	La Gomera	La Palma	El Hierro		
Lanzarote	-23.1%	-24.4%	23.9%	-52.7%	4.4%	83.9%	1096.3%		-6.5%
Fuerteventura	27.6%	12.7%	-10.2%	-58.5%	226.7%	-8.7%	-83.5%		-6.8%
Gran Canaria	-3.2%	-16.7%	12.6%	1.5%	15.9%	2.6%	25.4%		6.7%
Tenerife	-15.3%	-47.9%	-15.8%	13.3%	8.5%	-8.9%	25.5%		0.6%
La Gomera	533.3%	-63.9%	221.9%	-6.5%	-59.4%	-44.2%	180.8%		16.9%
La Palma	-17.1%	37.9%	-17.1%	-26.9%	-1.6%	4.6%	-40.5%		-16.7%
El Hierro	10111.1%	1962.8%	130.4%	175.0%	-26.3%	-10.0%	54.4%		222.2%
CANARY ISLANDS	-8.6%	-4.5%	7.4%	0.5%	4.6%	-0.7%	6.5%		2.3%

Canary Islands residents travelling to other islands (residents of each island are excluded)

	Lanzarote	Fuerteventura	Gran Canaria	Tenerife	La Gomera	La Palma	El Hierro	Canary Islands
Outbound tourism	60,417	39,392	110,025	122,293	19,695	84,137	30,408	466,367
Year on year variation (%)	-1.6%	-13.5%	-5.2%	-13.2%	28.4%	-18.6%	224.1%	-5.2%
Inbound tourism	56,043	73,075	144,981	133,572	34,901	15,610	8,185	466,367
Year on year variation (%)	-4.0%	-7.8%	-0.8%	-12.2%	9.3%	-3.7%	5.9%	-5.2%
Net balance	-4,374	33,683	34,956	11,279	15,206	-68,527	-22,223	0

Distribution by island of residence

ISLAND OF RESIDENCE	ISLAND OF STAY								CANARY ISLANDS
	Lanzarote	Fuerteventura	Gran Canaria	Tenerife	La Gomera	La Palma	El Hierro		
Lanzarote	20.1%	8.5%	11.0%	2.3%	0.2%	3.2%	3.9%		7.9%
Fuerteventura	12.4%	19.5%	6.6%	1.0%	0.1%	2.0%	1.3%		6.1%
Gran Canaria	26.9%	39.5%	64.2%	13.9%	12.7%	24.4%	23.7%		39.3%
Tenerife	32.0%	8.7%	12.7%	56.3%	82.8%	26.8%	46.8%		31.3%
La Gomera	0.8%	0.0%	1.7%	3.7%	2.6%	1.6%	7.2%		2.2%
La Palma	6.5%	15.7%	3.3%	16.5%	1.4%	38.1%	15.2%		10.0%
El Hierro	1.3%	8.0%	0.5%	6.3%	0.1%	4.0%	1.9%		3.2%
CANARY ISLANDS	100%	100%	100%	100%	100%	100%	100%		100%

Distribution by island of stay

ISLAND OF RESIDENCE	ISLAND OF STAY								CANARY ISLANDS
	Lanzarote	Fuerteventura	Gran Canaria	Tenerife	La Gomera	La Palma	El Hierro		
Lanzarote	18.9%	10.4%	59.8%	9.3%	0.1%	1.1%	0.4%		100%
Fuerteventura	15.3%	31.0%	47.0%	5.5%	0.1%	0.9%	0.2%		100%
Gran Canaria	5.1%	9.7%	70.3%	11.5%	1.2%	1.7%	0.5%		100%
Tenerife	7.6%	2.7%	17.5%	58.5%	10.1%	2.3%	1.3%		100%
La Gomera	2.9%	0.2%	32.6%	55.0%	4.6%	1.9%	2.9%		100%
La Palma	4.8%	15.2%	14.1%	53.7%	0.5%	10.2%	1.4%		100%
El Hierro	3.0%	23.8%	6.4%	62.9%	0.1%	3.3%	0.5%		100%
CANARY ISLANDS	7.4%	9.6%	43.0%	32.5%	3.8%	2.7%	0.9%		100%