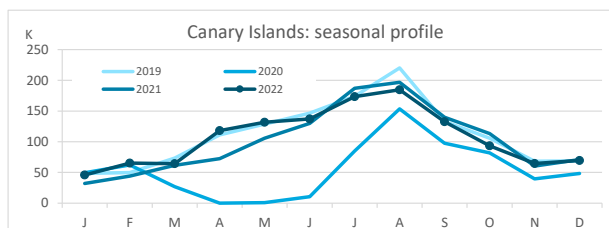
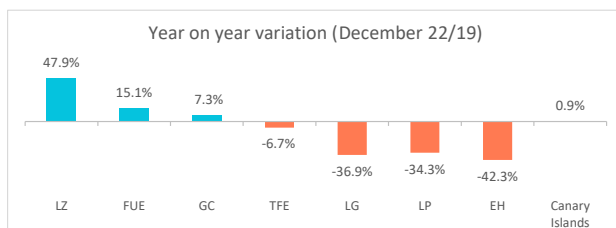


# Domestic tourism December 2022



## Canary Islands residents staying in tourist accommodation by island of stay

	Lanzarote	Fuerteventura	Gran Canaria	Tenerife	La Gomera	La Palma	El Hierro	Canary Islands
December 2019	5,456	5,354	23,334	27,256	3,647	2,913	780	68,740
December 2022	8,072	6,163	25,038	25,423	2,302	1,913	450	69,361
% residents in the island	22.1%	18.2%	66.2%	47.5%	1.9%	28.5%	2.7%	100%
Change, 22-19	2,616	809	1,704	-1,833	-1,345	-1,000	-330	621
Change, % 22-19	47.9%	15.1%	7.3%	-6.7%	-36.9%	-34.3%	-42.3%	0.9%



## Canary Islands residents staying in tourist accommodation by island of residence and island of stay

		ISLAND OF STAY							CANARY ISLANDS
		Lanzarote	Fuerteventura	Gran Canaria	Tenerife	La Gomera	La Palma	El Hierro	
ISLAND OF RESIDENCE	Lanzarote	1,783	132	2,072	708	0	42	4	4,741
	Fuerteventura	918	1,124	1,440	1,072	1	17	0	4,572
	Gran Canaria	2,424	4,058	16,570	3,239	392	571	368	27,622
	Tenerife	2,873	490	3,825	12,067	1,838	456	63	21,612
	La Gomera	0	0	393	992	44	240	0	1,669
	La Palma	60	359	710	6,205	17	545	3	7,899
	El Hierro	14	0	28	1,140	10	42	12	1,246
	CANARY ISLANDS	8,072	6,163	25,038	25,423	2,302	1,913	450	69,361

## Year on year variation: December 2022/2019

		ISLAND OF STAY							CANARY ISLANDS
		Lanzarote	Fuerteventura	Gran Canaria	Tenerife	La Gomera	La Palma	El Hierro	
ISLAND OF RESIDENCE	Lanzarote	61.9%	153.8%	8.5%	62.0%	0.0%	-50.6%	0.0%	32.3%
	Fuerteventura	66.0%	-36.9%	72.7%	335.8%	-94.1%	-26.1%	-100.0%	31.9%
	Gran Canaria	-6.2%	102.6%	19.8%	-27.2%	312.6%	-32.5%	318.2%	15.6%
	Tenerife	296.8%	-54.7%	-0.4%	-25.3%	-47.3%	-52.5%	-82.9%	-18.8%
	La Gomera	0.0%	0.0%	-75.6%	-24.0%	12.8%	788.9%	0.0%	-44.0%
	La Palma	-87.3%	5.0%	-45.6%	44.5%	88.9%	-42.5%	-95.6%	6.1%
	El Hierro	-26.3%	-100.0%	0.0%	200.0%	0.0%	82.6%	-95.1%	64.4%
	CANARY ISLANDS	47.9%	15.1%	7.3%	-6.7%	-36.9%	-34.3%	-42.3%	0.9%

## Canary Islands residents travelling to other islands (residents of each island are excluded)

	Lanzarote	Fuerteventura	Gran Canaria	Tenerife	La Gomera	La Palma	El Hierro	CANARY ISLANDS
Outbound tourism	2,958	3,448	11,052	9,545	1,625	7,354	1,234	37,216
Year on year variation (%)	19.1%	104.6%	9.8%	-8.8%	-44.8%	13.2%	139.6%	7.4%
Inbound tourism	6,289	5,039	8,468	13,356	2,258	1,368	438	37,216
Year on year variation (%)	44.4%	41.1%	-10.9%	20.2%	-37.4%	-30.4%	-18.4%	7.4%
Net balance	3,331	1,591	-2,584	3,811	633	-5,986	-796	0

## Distribution by island of residence

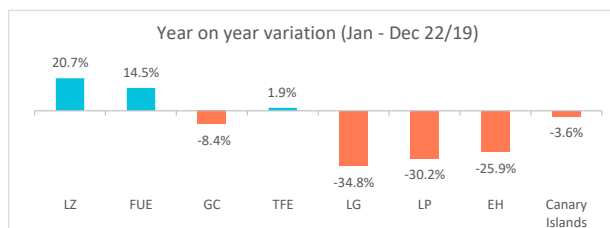
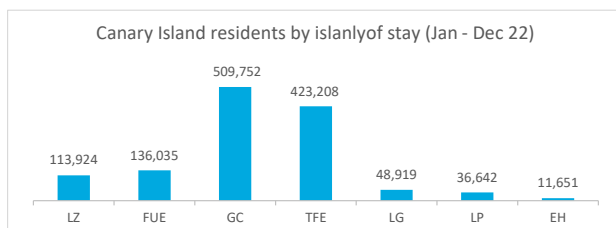
		ISLAND OF STAY							CANARY ISLANDS
		Lanzarote	Fuerteventura	Gran Canaria	Tenerife	La Gomera	La Palma	El Hierro	
ISLAND OF RESIDENCE	Lanzarote	22.1%	2.1%	8.3%	2.8%	0.0%	2.2%	0.9%	6.8%
	Fuerteventura	11.4%	18.2%	5.8%	4.2%	0.0%	0.9%	0.0%	6.6%
	Gran Canaria	30.0%	65.8%	66.2%	12.7%	17.0%	29.8%	81.8%	39.8%
	Tenerife	35.6%	8.0%	15.3%	47.5%	79.8%	23.8%	14.0%	31.2%
	La Gomera	0.0%	0.0%	1.6%	3.9%	1.9%	12.5%	0.0%	2.4%
	La Palma	0.7%	5.8%	2.8%	24.4%	0.7%	28.5%	0.7%	11.4%
	El Hierro	0.2%	0.0%	0.1%	4.5%	0.4%	2.2%	2.7%	1.8%
	CANARY ISLANDS	100%	100%	100%	100%	100%	100%	100%	100%

## Distribution by island of stay

		ISLAND OF STAY							CANARY ISLANDS
		Lanzarote	Fuerteventura	Gran Canaria	Tenerife	La Gomera	La Palma	El Hierro	
ISLAND OF RESIDENCE	Lanzarote	37.6%	2.8%	43.7%	14.9%	0.0%	0.9%	0.1%	100%
	Fuerteventura	20.1%	24.6%	31.5%	23.4%	0.0%	0.4%	0.0%	100%
	Gran Canaria	8.8%	14.7%	60.0%	11.7%	1.4%	2.1%	1.3%	100%
	Tenerife	13.3%	2.3%	17.7%	55.8%	8.5%	2.1%	0.3%	100%
	La Gomera	0.0%	0.0%	23.5%	59.4%	2.6%	14.4%	0.0%	100%
	La Palma	0.8%	4.5%	9.0%	78.6%	0.2%	6.9%	0.0%	100%
	El Hierro	1.1%	0.0%	2.2%	91.5%	0.8%	3.4%	1.0%	100%
	CANARY ISLANDS	11.6%	8.9%	36.1%	36.7%	3.3%	2.8%	0.6%	100%

## Canary Islands residents staying in tourist accommodation by island of stay

	Lanzarote	Fuerteventura	Gran Canaria	Tenerife	La Gomera	La Palma	El Hierro	Canary Islands
Jan-Dec 2019	94,411	118,822	556,320	415,150	75,067	52,499	15,731	1,328,000
Jan-Dec 2022	113,924	136,035	509,752	423,208	48,919	36,642	11,651	1,280,131
% tourist of the island	22.0%	16.0%	61.2%	50.0%	6.4%	34.6%	1.0%	100%
Change, 22-19	19,513	17,213	-46,568	8,058	-26,148	-15,857	-4,080	-47,869
Change, % 22-19	20.7%	14.5%	-8.4%	1.9%	-34.8%	-30.2%	-25.9%	-3.6%



## Canary Islands residents staying in tourist accommodation by island of residence and island of stay

ISLAND OF RESIDENCE	ISLAND OF STAY								CANARY ISLANDS
	Lanzarote	Fuerteventura	Gran Canaria	Tenerife	La Gomera	La Palma	El Hierro		
Lanzarote	25,110	13,312	45,791	19,512	97	731	273		104,826
Fuerteventura	12,095	21,805	45,251	11,986	34	720	714		92,605
Gran Canaria	31,426	62,495	312,177	58,926	5,957	9,210	2,488		482,679
Tenerife	37,419	23,104	81,245	211,611	38,850	10,272	4,472		406,973
La Gomera	119	97	3,043	16,079	3,125	1,379	226		24,068
La Palma	7,258	14,870	21,334	95,053	771	12,695	3,363		155,344
El Hierro	497	352	911	10,041	85	1,635	115		13,636
<b>CANARY ISLANDS</b>	<b>113,924</b>	<b>136,035</b>	<b>509,752</b>	<b>423,208</b>	<b>48,919</b>	<b>36,642</b>	<b>11,651</b>		<b>1,280,131</b>

## Year on year variation: January - December 2022/2019

ISLAND OF RESIDENCE	ISLAND OF STAY								CANARY ISLANDS
	Lanzarote	Fuerteventura	Gran Canaria	Tenerife	La Gomera	La Palma	El Hierro		
Lanzarote	-13.8%	113.6%	9.7%	267.0%	12.8%	-79.2%	93.6%		21.7%
Fuerteventura	128.8%	19.1%	-5.7%	112.7%	-53.4%	-42.8%	363.6%		17.7%
Gran Canaria	-3.7%	6.8%	-8.9%	1.7%	133.2%	16.5%	22.4%		-4.3%
Tenerife	112.9%	-12.7%	-5.8%	-18.1%	-44.7%	-37.6%	-58.3%		-16.3%
La Gomera	-28.3%	7.8%	-82.7%	3.9%	130.5%	21.1%	12.4%		-33.3%
La Palma	-22.6%	80.4%	34.2%	62.1%	12.4%	-42.3%	377.0%		34.4%
El Hierro	102.0%	-63.9%	-78.0%	-26.0%	-20.6%	660.5%	-93.5%		-35.2%
<b>CANARY ISLANDS</b>	<b>20.7%</b>	<b>14.5%</b>	<b>-8.4%</b>	<b>1.9%</b>	<b>-34.8%</b>	<b>-30.2%</b>	<b>-25.9%</b>		<b>-3.6%</b>

## Canary Islands residents travelling to other islands (residents of each island are excluded)

	Lanzarote	Fuerteventura	Gran Canaria	Tenerife	La Gomera	La Palma	El Hierro	Canary Islands
Outbound tourism	79,716	70,800	170,502	195,362	20,943	142,649	13,521	693,493
Year on year variation (%)	39.8%	17.2%	5.5%	-14.2%	-39.6%	52.5%	-29.8%	6.0%
Inbound tourism	88,814	114,230	197,575	211,597	45,794	23,947	11,536	693,493
Year on year variation (%)	36.0%	13.6%	-7.5%	35.1%	-37.9%	-21.5%	-17.4%	6.0%
Net balance	9,098	43,430	27,073	16,235	24,851	-118,702	-1,985	0

## Distribution by island of residence

ISLAND OF RESIDENCE	ISLAND OF STAY								CANARY ISLANDS
	Lanzarote	Fuerteventura	Gran Canaria	Tenerife	La Gomera	La Palma	El Hierro		
Lanzarote	22.0%	9.8%	9.0%	4.6%	0.2%	2.0%	2.3%		8.2%
Fuerteventura	10.6%	16.0%	8.9%	2.8%	0.1%	2.0%	6.1%		7.2%
Gran Canaria	27.6%	45.9%	61.2%	13.9%	12.2%	25.1%	21.4%		37.7%
Tenerife	32.8%	17.0%	15.9%	50.0%	79.4%	28.0%	38.4%		31.8%
La Gomera	0.1%	0.1%	0.6%	3.8%	6.4%	3.8%	1.9%		1.9%
La Palma	6.4%	10.9%	4.2%	22.5%	1.6%	34.6%	28.9%		12.1%
El Hierro	0.4%	0.3%	0.2%	2.4%	0.2%	4.5%	1.0%		1.1%
<b>CANARY ISLANDS</b>	<b>100%</b>	<b>100%</b>	<b>100%</b>	<b>100%</b>	<b>100%</b>	<b>100%</b>	<b>100%</b>		<b>100%</b>

## Distribution by island of stay

ISLAND OF RESIDENCE	ISLAND OF STAY								CANARY ISLANDS
	Lanzarote	Fuerteventura	Gran Canaria	Tenerife	La Gomera	La Palma	El Hierro		
Lanzarote	24.0%	12.7%	43.7%	18.6%	0.1%	0.7%	0.3%		100%
Fuerteventura	13.1%	23.5%	48.9%	12.9%	0.0%	0.8%	0.8%		100%
Gran Canaria	6.5%	12.9%	64.7%	12.2%	1.2%	1.9%	0.5%		100%
Tenerife	9.2%	5.7%	20.0%	52.0%	9.5%	2.5%	1.1%		100%
La Gomera	0.5%	0.4%	12.6%	66.8%	13.0%	5.7%	0.9%		100%
La Palma	4.7%	9.6%	13.7%	61.2%	0.5%	8.2%	2.2%		100%
El Hierro	3.6%	2.6%	6.7%	73.6%	0.6%	12.0%	0.8%		100%
<b>CANARY ISLANDS</b>	<b>8.9%</b>	<b>10.6%</b>	<b>39.8%</b>	<b>33.1%</b>	<b>3.8%</b>	<b>2.9%</b>	<b>0.9%</b>		<b>100%</b>