

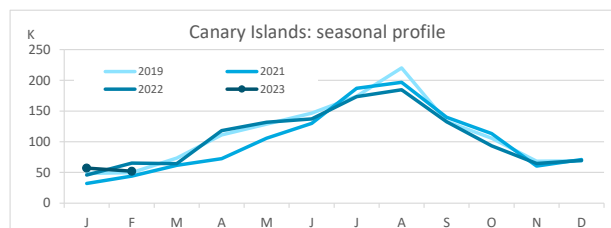
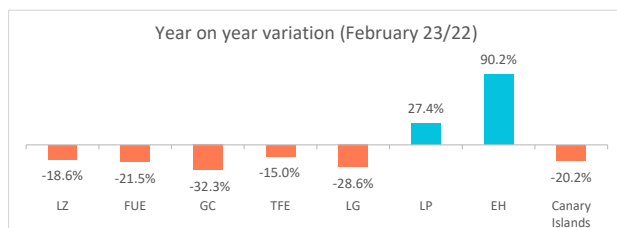
Domestic tourism

February 2023



Canary Islands residents staying in tourist accommodation by island of stay

	Lanzarote	Fuerteventura	Gran Canaria	Tenerife	La Gomera	La Palma	El Hierro	Canary Islands
February 2022	6,762	5,417	23,582	24,325	2,519	1,998	706	65,309
February 2023	5,507	4,252	15,971	20,675	1,799	2,545	1,343	52,092
% residents in the island	20.0%	15.4%	51.1%	56.0%	1.1%	33.0%	0.0%	100%
Change, 23-22	-1,255	-1,165	-7,611	-3,650	-720	547	637	-13,217
Change, % 23-22	-18.6%	-21.5%	-32.3%	-15.0%	-28.6%	27.4%	90.2%	-20.2%



Canary Islands residents staying in tourist accommodation by island of residence and island of stay

		ISLAND OF STAY							CANARY ISLANDS
		Lanzarote	Fuerteventura	Gran Canaria	Tenerife	La Gomera	La Palma	El Hierro	
ISLAND OF RESIDENCE	Lanzarote	1,101	606	2,169	453	0	21	5	4,355
	Fuerteventura	603	656	1,984	328	0	59	87	3,717
	Gran Canaria	1,697	1,973	8,166	5,042	211	688	153	17,930
	Tenerife	1,775	190	2,634	11,581	1,559	599	163	18,501
	La Gomera	2	0	59	398	20	73	0	552
	La Palma	296	827	333	2,454	9	841	935	5,695
	El Hierro	33	0	626	419	0	264	0	1,342
	CANARY ISLANDS	5,507	4,252	15,971	20,675	1,799	2,545	1,343	52,092

Year on year variation: February 2023/2022

		ISLAND OF STAY							CANARY ISLANDS
		Lanzarote	Fuerteventura	Gran Canaria	Tenerife	La Gomera	La Palma	El Hierro	
ISLAND OF RESIDENCE	Lanzarote	-54.4%	-48.5%	-0.7%	51.5%	0.0%	16.7%	-28.6%	-28.6%
	Fuerteventura	113.1%	111.6%	58.3%	-89.6%	0.0%	268.8%	2075.0%	-25.9%
	Gran Canaria	-24.0%	5.6%	-42.2%	11.7%	-15.9%	25.5%	-67.8%	-25.4%
	Tenerife	16.0%	-74.4%	-49.5%	16.8%	-28.0%	-16.5%	-18.9%	-9.7%
	La Gomera	0.0%	-100.0%	168.2%	215.9%	-76.2%	73.8%	0.0%	97.8%
	La Palma	-2.0%	-37.2%	-51.2%	-60.0%	80.0%	41.6%	4821.1%	-37.1%
	El Hierro	0.0%	0.0%	595.6%	121.7%	-100.0%	319.0%	0.0%	278.0%
	CANARY ISLANDS	-18.6%	-21.5%	-32.3%	-15.0%	-28.6%	27.4%	90.2%	-20.2%

Canary Islands residents travelling to other islands (residents of each island are excluded)

	Lanzarote	Fuerteventura	Gran Canaria	Tenerife	La Gomera	La Palma	El Hierro	Canary Islands
Outbound tourism	3,254	3,061	9,764	6,920	532	4,854	1,342	29,727
Year on year variation (%)	-11.7%	-34.9%	-1.3%	-34.6%	172.8%	-42.6%	278.0%	-21.5%
Inbound tourism	4,406	3,596	7,805	9,094	1,779	1,704	1,343	29,727
Year on year variation (%)	1.3%	-29.6%	-17.4%	-36.9%	-26.9%	21.4%	90.2%	-21.5%
Net balance	1,152	535	-1,959	2,174	1,247	-3,150	1	0

Distribution by island of residence

		ISLAND OF STAY							CANARY ISLANDS
		Lanzarote	Fuerteventura	Gran Canaria	Tenerife	La Gomera	La Palma	El Hierro	
ISLAND OF RESIDENCE	Lanzarote	20.0%	14.3%	13.6%	2.2%	0.0%	0.8%	0.4%	8.4%
	Fuerteventura	10.9%	15.4%	12.4%	1.6%	0.0%	2.3%	6.5%	7.1%
	Gran Canaria	30.8%	46.4%	51.1%	24.4%	11.7%	27.0%	11.4%	34.4%
	Tenerife	32.2%	4.5%	16.5%	56.0%	86.7%	23.5%	12.1%	35.5%
	La Gomera	0.0%	0.0%	0.4%	1.9%	1.1%	2.9%	0.0%	1.1%
	La Palma	5.4%	19.4%	2.1%	11.9%	0.5%	33.0%	69.6%	10.9%
	El Hierro	0.6%	0.0%	3.9%	2.0%	0.0%	10.4%	0.0%	2.6%
	CANARY ISLANDS	100%	100%	100%	100%	100%	100%	100%	100%

Distribution by island of stay

		ISLAND OF STAY							CANARY ISLANDS
		Lanzarote	Fuerteventura	Gran Canaria	Tenerife	La Gomera	La Palma	El Hierro	
ISLAND OF RESIDENCE	Lanzarote	25.3%	13.9%	49.8%	10.4%	0.0%	0.5%	0.1%	100%
	Fuerteventura	16.2%	17.6%	53.4%	8.8%	0.0%	1.6%	2.3%	100%
	Gran Canaria	9.5%	11.0%	45.5%	28.1%	1.2%	3.8%	0.9%	100%
	Tenerife	9.6%	1.0%	14.2%	62.6%	8.4%	3.2%	0.9%	100%
	La Gomera	0.4%	0.0%	10.7%	72.1%	3.6%	13.2%	0.0%	100%
	La Palma	5.2%	14.5%	5.8%	43.1%	0.2%	14.8%	16.4%	100%
	El Hierro	2.5%	0.0%	46.6%	31.2%	0.0%	19.7%	0.0%	100%
	CANARY ISLANDS	10.6%	8.2%	30.7%	39.7%	3.5%	4.9%	2.6%	100%

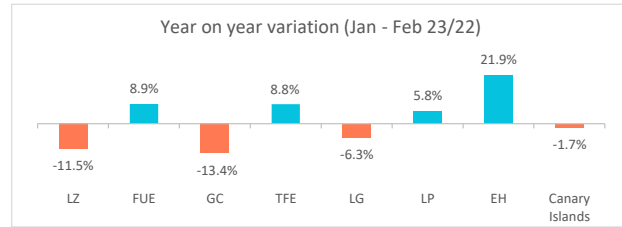
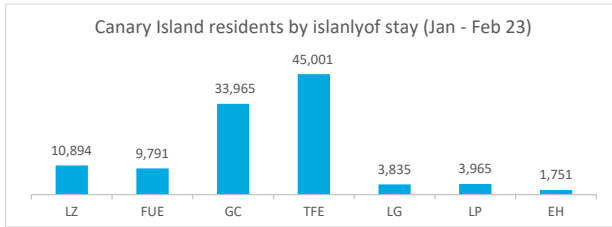
Domestic tourism

January - February 2023



Canary Islands residents staying in tourist accommodation by island of stay

	Lanzarote	Fuerteventura	Gran Canaria	Tenerife	La Gomera	La Palma	El Hierro	Canary Islands
Jan-Feb 2022	12,305	8,988	39,200	41,357	4,092	3,747	1,436	111,125
Jan-Feb 2023	10,894	9,791	33,965	45,001	3,835	3,965	1,751	109,202
% tourist of the island	23.2%	16.3%	52.1%	63.5%	1.2%	34.4%	1.0%	100%
Change, 23-22	-1,411	803	-5,235	3,644	-257	218	315	-1,923
Change, % 23-22	-11.5%	8.9%	-13.4%	8.8%	-6.3%	5.8%	21.9%	-1.7%



Canary Islands residents staying in tourist accommodation by island of residence and island of stay

ISLAND OF RESIDENCE	ISLAND OF STAY								CANARY ISLANDS
	Lanzarote	Fuerteventura	Gran Canaria	Tenerife	La Gomera	La Palma	El Hierro		
Lanzarote	2,524	970	4,485	960	1	35	5	8,980	
Fuerteventura	1,527	1,592	3,988	501	0	83	87	7,778	
Gran Canaria	2,589	5,465	17,711	7,090	409	1,054	290	34,608	
Tenerife	3,168	303	5,434	28,557	3,367	932	396	42,157	
La Gomera	6	0	203	843	45	107	0	1,204	
La Palma	851	1,461	1,493	6,294	13	1,363	956	12,431	
El Hierro	229	0	651	756	0	391	17	2,044	
CANARY ISLANDS	10,894	9,791	33,965	45,001	3,835	3,965	1,751	109,202	

Year on year variation: January - February 2023/2022

ISLAND OF RESIDENCE	ISLAND OF STAY								CANARY ISLANDS
	Lanzarote	Fuerteventura	Gran Canaria	Tenerife	La Gomera	La Palma	El Hierro		
Lanzarote	-34.4%	-38.8%	13.3%	104.7%	-80.0%	20.7%	-28.6%	-9.3%	
Fuerteventura	251.8%	210.3%	49.8%	-84.3%	0.0%	36.1%	2075.0%	13.4%	
Gran Canaria	-33.9%	35.3%	-23.0%	11.8%	-0.2%	11.2%	-66.6%	-12.5%	
Tenerife	-13.1%	-69.5%	-31.4%	56.9%	-4.2%	-27.4%	0.3%	17.3%	
La Gomera	200.0%	-100.0%	269.1%	212.2%	-64.8%	64.6%	0.0%	123.0%	
La Palma	87.0%	-17.4%	10.8%	-38.4%	-38.1%	21.0%	486.5%	-17.7%	
El Hierro	3171.4%	-100.0%	161.4%	-71.7%	-100.0%	66.4%	0.0%	-37.0%	
CANARY ISLANDS	-11.5%	8.9%	-13.4%	8.8%	-6.3%	5.8%	21.9%	-1.7%	

Canary Islands residents travelling to other islands (residents of each island are excluded)

	Lanzarote	Fuerteventura	Gran Canaria	Tenerife	La Gomera	La Palma	El Hierro	Canary Islands
Outbound tourism	6,456	6,186	16,897	13,600	1,159	11,068	2,027	57,393
Year on year variation (%)	6.7%	-2.6%	2.3%	-23.4%	181.3%	-20.8%	-37.5%	-10.7%
Inbound tourism	8,370	8,199	16,254	16,444	3,790	2,602	1,734	57,393
Year on year variation (%)	-1.1%	-3.3%	0.4%	-29.0%	-4.4%	-0.7%	20.8%	-10.7%
Net balance	1,914	2,013	-643	2,844	2,631	-8,466	-293	0

Distribution by island of residence

ISLAND OF RESIDENCE	ISLAND OF STAY								CANARY ISLANDS
	Lanzarote	Fuerteventura	Gran Canaria	Tenerife	La Gomera	La Palma	El Hierro		
Lanzarote	23.2%	9.9%	13.2%	2.1%	0.0%	0.9%	0.3%	8.2%	
Fuerteventura	14.0%	16.3%	11.7%	1.1%	0.0%	2.1%	5.0%	7.1%	
Gran Canaria	23.8%	55.8%	52.1%	15.8%	10.7%	26.6%	16.6%	31.7%	
Tenerife	29.1%	3.1%	16.0%	63.5%	87.8%	23.5%	22.6%	38.6%	
La Gomera	0.1%	0.0%	0.6%	1.9%	1.2%	2.7%	0.0%	1.1%	
La Palma	7.8%	14.9%	4.4%	14.0%	0.3%	34.4%	54.6%	11.4%	
El Hierro	2.1%	0.0%	1.9%	1.7%	0.0%	9.9%	1.0%	1.9%	
CANARY ISLANDS	100%	100%	100%	100%	100%	100%	100%	100%	

Distribution by island of stay

ISLAND OF RESIDENCE	ISLAND OF STAY								CANARY ISLANDS
	Lanzarote	Fuerteventura	Gran Canaria	Tenerife	La Gomera	La Palma	El Hierro		
Lanzarote	28.1%	10.8%	49.9%	10.7%	0.0%	0.4%	0.1%	100%	
Fuerteventura	19.6%	20.5%	51.3%	6.4%	0.0%	1.1%	1.1%	100%	
Gran Canaria	7.5%	15.8%	51.2%	20.5%	1.2%	3.0%	0.8%	100%	
Tenerife	7.5%	0.7%	12.9%	67.7%	8.0%	2.2%	0.9%	100%	
La Gomera	0.5%	0.0%	16.9%	70.0%	3.7%	8.9%	0.0%	100%	
La Palma	6.8%	11.8%	12.0%	50.6%	0.1%	11.0%	7.7%	100%	
El Hierro	11.2%	0.0%	31.8%	37.0%	0.0%	19.1%	0.8%	100%	
CANARY ISLANDS	10.0%	9.0%	31.1%	41.2%	3.5%	3.6%	1.6%	100%	