

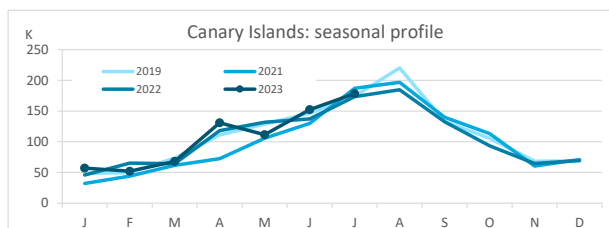
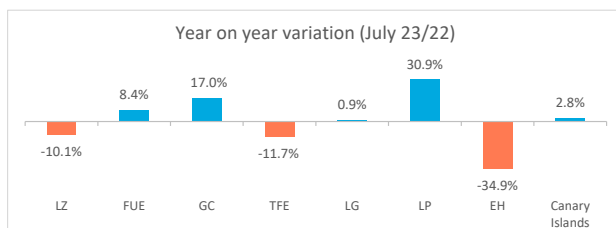
# Domestic tourism

## July 2023



### Canary Islands residents staying in tourist accommodation by island of stay

	Lanzarote	Fuerteventura	Gran Canaria	Tenerife	La Gomera	La Palma	El Hierro	Canary Islands
July 2022	11,986	15,126	69,208	64,498	6,473	4,173	2,026	173,490
July 2023	10,779	16,398	80,940	56,964	6,532	5,463	1,318	178,394
% residents in the island	19.9%	12.9%	63.0%	48.4%	1.3%	26.3%	8.0%	100%
Change, 23-22	-1,207	1,272	11,732	-7,534	59	1,290	-708	4,904
Change, % 23-22	-10.1%	8.4%	17.0%	-11.7%	0.9%	30.9%	-34.9%	2.8%



### Canary Islands residents staying in tourist accommodation by island of residence and island of stay

		ISLAND OF STAY							CANARY ISLANDS
		Lanzarote	Fuerteventura	Gran Canaria	Tenerife	La Gomera	La Palma	El Hierro	
ISLAND OF RESIDENCE	Lanzarote	2,144	1,139	8,956	1,219	22	128	191	13,799
	Fuerteventura	663	2,115	4,315	723	15	348	0	8,179
	Gran Canaria	3,046	6,869	50,983	6,542	811	1,277	632	70,160
	Tenerife	3,846	1,879	7,910	27,565	5,555	2,057	283	49,095
	La Gomera	38	3	2,681	1,644	85	54	0	4,505
	La Palma	923	4,298	6,007	18,894	44	1,435	106	31,707
	El Hierro	119	95	88	377	0	164	106	949
	CANARY ISLANDS	10,779	16,398	80,940	56,964	6,532	5,463	1,318	178,394

### Year on year variation: July 2023/2022

		ISLAND OF STAY							CANARY ISLANDS
		Lanzarote	Fuerteventura	Gran Canaria	Tenerife	La Gomera	La Palma	El Hierro	
ISLAND OF RESIDENCE	Lanzarote	20.4%	119.0%	30.7%	-70.4%	37.5%	20.8%	9450.0%	3.0%
	Fuerteventura	-78.9%	-27.1%	-46.9%	156.4%	650.0%	792.3%	-100.0%	-43.6%
	Gran Canaria	25.3%	1.2%	35.3%	-24.0%	-0.7%	4.2%	1189.8%	21.8%
	Tenerife	-7.6%	-47.5%	-32.5%	-28.1%	20.0%	85.0%	-53.3%	-23.5%
	La Gomera	-	-	1152.8%	56.4%	-91.3%	-68.4%	-100.0%	71.2%
	La Palma	99.4%	249.4%	33.2%	66.5%	109.5%	-0.5%	-89.9%	58.0%
	El Hierro	-	-14.4%	-2.2%	-49.8%	-100.0%	110.3%	11.6%	-15.9%
	CANARY ISLANDS	-10.1%	8.4%	17.0%	-11.7%	0.9%	30.9%	-34.9%	2.8%

### Canary Islands residents travelling to other islands (residents of each island are excluded)

	Lanzarote	Fuerteventura	Gran Canaria	Tenerife	La Gomera	La Palma	El Hierro	Canary Islands
Outbound tourism	11,655	6,064	19,177	21,530	4,420	30,272	843	93,961
Year on year variation (%)	0.3%	-47.8%	-3.7%	-16.6%	168.0%	62.6%	-18.5%	4.1%
Inbound tourism	8,635	14,283	29,957	29,399	6,447	4,028	1,212	93,961
Year on year variation (%)	-15.4%	16.8%	-4.9%	12.4%	17.4%	47.5%	-37.2%	4.1%
Net balance	-3,020	8,219	10,780	7,869	2,027	-26,244	369	0

### Distribution by island of residence

		ISLAND OF STAY							CANARY ISLANDS
		Lanzarote	Fuerteventura	Gran Canaria	Tenerife	La Gomera	La Palma	El Hierro	
ISLAND OF RESIDENCE	Lanzarote	19.9%	6.9%	11.1%	2.1%	0.3%	2.3%	14.5%	7.7%
	Fuerteventura	6.2%	12.9%	5.3%	1.3%	0.2%	6.4%	0.0%	4.6%
	Gran Canaria	28.3%	41.9%	63.0%	11.5%	12.4%	23.4%	48.0%	39.3%
	Tenerife	35.7%	11.5%	9.8%	48.4%	85.0%	37.7%	21.5%	27.5%
	La Gomera	0.4%	0.0%	3.3%	2.9%	1.3%	1.0%	0.0%	2.5%
	La Palma	8.6%	26.2%	7.4%	33.2%	0.7%	26.3%	8.0%	17.8%
	El Hierro	1.1%	0.6%	0.1%	0.7%	0.0%	3.0%	8.0%	0.5%
	CANARY ISLANDS	100%	100%	100%	100%	100%	100%	100%	100%

### Distribution by island of stay

		ISLAND OF STAY							CANARY ISLANDS
		Lanzarote	Fuerteventura	Gran Canaria	Tenerife	La Gomera	La Palma	El Hierro	
ISLAND OF RESIDENCE	Lanzarote	15.5%	8.3%	64.9%	8.8%	0.2%	0.9%	1.4%	100%
	Fuerteventura	8.1%	25.9%	52.8%	8.8%	0.2%	4.3%	0.0%	100%
	Gran Canaria	4.3%	9.8%	72.7%	9.3%	1.2%	1.8%	0.9%	100%
	Tenerife	7.8%	3.8%	16.1%	56.1%	11.3%	4.2%	0.6%	100%
	La Gomera	0.8%	0.1%	59.5%	36.5%	1.9%	1.2%	0.0%	100%
	La Palma	2.9%	13.6%	18.9%	59.6%	0.1%	4.5%	0.3%	100%
	El Hierro	12.5%	10.0%	9.3%	39.7%	0.0%	17.3%	11.2%	100%
	CANARY ISLANDS	6.0%	9.2%	45.4%	31.9%	3.7%	3.1%	0.7%	100%

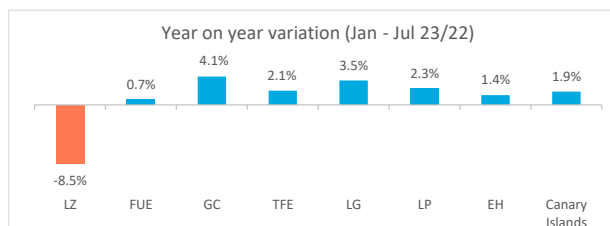
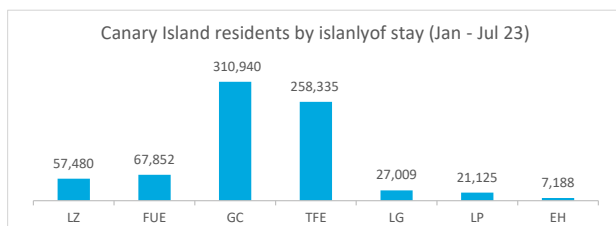
## Domestic tourism

# January - July 2023



### Canary Islands residents staying in tourist accommodation by island of stay

	Lanzarote	Fuerteventura	Gran Canaria	Tenerife	La Gomera	La Palma	El Hierro	Canary Islands
Jan-Jul 2022	62,835	67,361	298,691	253,134	26,085	20,645	7,088	<b>735,839</b>
Jan-Jul 2023	57,480	67,852	310,940	258,335	27,009	21,125	7,188	<b>749,929</b>
% tourist of the island	20.0%	19.4%	64.1%	55.1%	2.9%	34.6%	1.7%	<b>100%</b>
Change, 23-22	-5,355	491	12,249	5,201	924	480	100	<b>14,090</b>
Change, % 23-22	-8.5%	0.7%	4.1%	2.1%	3.5%	2.3%	1.4%	<b>1.9%</b>



### Canary Islands residents staying in tourist accommodation by island of residence and island of stay

		ISLAND OF STAY							CANARY ISLANDS
		Lanzarote	Fuerteventura	Gran Canaria	Tenerife	La Gomera	La Palma	El Hierro	
ISLAND OF RESIDENCE	Lanzarote	<b>11,516</b>	6,345	33,307	6,188	65	595	317	<b>58,333</b>
	Fuerteventura	7,649	<b>13,193</b>	18,534	2,794	22	561	95	<b>42,848</b>
	Gran Canaria	15,362	26,732	<b>199,428</b>	33,895	3,570	4,945	1,562	<b>285,494</b>
	Tenerife	18,176	5,291	39,028	<b>142,359</b>	22,065	6,382	3,330	<b>236,631</b>
	La Gomera	265	3	6,474	9,634	<b>793</b>	337	586	<b>18,092</b>
	La Palma	3,684	12,077	12,582	45,907	452	<b>7,313</b>	1,175	<b>83,190</b>
	El Hierro	828	4,211	1,587	17,558	42	992	<b>123</b>	<b>25,341</b>
	CANARY ISLANDS	<b>57,480</b>	<b>67,852</b>	<b>310,940</b>	<b>258,335</b>	<b>27,009</b>	<b>21,125</b>	<b>7,188</b>	<b>749,929</b>

### Year on year variation: January - July 2023/2022

		ISLAND OF STAY							CANARY ISLANDS
		Lanzarote	Fuerteventura	Gran Canaria	Tenerife	La Gomera	La Palma	El Hierro	
ISLAND OF RESIDENCE	Lanzarote	<b>-26.3%</b>	<b>-12.0%</b>	1.5%	<b>-53.3%</b>	1.6%	50.3%	1220.8%	<b>-15.9%</b>
	Fuerteventura	27.8%	<b>48.5%</b>	<b>-24.2%</b>	<b>-62.0%</b>	46.7%	57.1%	<b>-85.8%</b>	<b>-10.2%</b>
	Gran Canaria	<b>-7.7%</b>	<b>-17.8%</b>	<b>14.9%</b>	<b>-2.6%</b>	28.4%	<b>-3.9%</b>	25.0%	<b>7.1%</b>
	Tenerife	<b>-15.2%</b>	<b>-52.6%</b>	<b>-24.8%</b>	<b>15.6%</b>	4.0%	13.4%	22.7%	<b>-0.2%</b>
	La Gomera	13150.0%	<b>-96.6%</b>	286.7%	<b>-2.8%</b>	<b>-53.1%</b>	<b>-48.5%</b>	175.1%	<b>27.1%</b>
	La Palma	17.8%	65.6%	<b>-6.5%</b>	<b>-21.1%</b>	66.8%	<b>-0.9%</b>	<b>-44.5%</b>	<b>-9.4%</b>
	El Hierro	9100.0%	1805.4%	87.1%	171.0%	<b>-8.7%</b>	<b>-8.7%</b>	<b>21.8%</b>	<b>188.3%</b>
	CANARY ISLANDS	<b>-8.5%</b>	<b>0.7%</b>	<b>4.1%</b>	<b>2.1%</b>	<b>3.5%</b>	<b>2.3%</b>	<b>1.4%</b>	<b>1.9%</b>

### Canary Islands residents travelling to other islands (residents of each island are excluded)

	Lanzarote	Fuerteventura	Gran Canaria	Tenerife	La Gomera	La Palma	El Hierro	CANARY ISLANDS
Outbound tourism	46,817	29,655	86,066	94,272	17,299	75,877	25,218	<b>375,204</b>
Year on year variation (%)	<b>-12.9%</b>	<b>-23.6%</b>	<b>-7.6%</b>	<b>-17.3%</b>	37.9%	<b>-10.2%</b>	190.3%	<b>-7.5%</b>
Inbound tourism	45,964	54,659	111,512	115,976	26,216	13,812	7,065	<b>375,204</b>
Year on year variation (%)	<b>-2.6%</b>	<b>-6.5%</b>	<b>-10.9%</b>	<b>-10.8%</b>	7.5%	4.1%	1.1%	<b>-7.5%</b>
Net balance	<b>-853</b>	25,004	25,446	21,704	8,917	<b>-62,065</b>	<b>-18,153</b>	<b>0</b>

### Distribution by island of residence

		ISLAND OF STAY							CANARY ISLANDS
		Lanzarote	Fuerteventura	Gran Canaria	Tenerife	La Gomera	La Palma	El Hierro	
ISLAND OF RESIDENCE	Lanzarote	<b>20.0%</b>	9.4%	10.7%	2.4%	0.2%	2.8%	4.4%	<b>7.8%</b>
	Fuerteventura	13.3%	<b>19.4%</b>	6.0%	1.1%	0.1%	2.7%	1.3%	<b>5.7%</b>
	Gran Canaria	26.7%	39.4%	<b>64.1%</b>	13.1%	13.2%	23.4%	21.7%	<b>38.1%</b>
	Tenerife	31.6%	7.8%	12.6%	<b>55.1%</b>	81.7%	30.2%	46.3%	<b>31.6%</b>
	La Gomera	0.5%	0.0%	2.1%	3.7%	<b>2.9%</b>	1.6%	8.2%	<b>2.4%</b>
	La Palma	6.4%	17.8%	4.0%	17.8%	1.7%	<b>34.6%</b>	16.3%	<b>11.1%</b>
	El Hierro	1.4%	6.2%	0.5%	6.8%	0.2%	4.7%	<b>1.7%</b>	<b>3.4%</b>
	CANARY ISLANDS	<b>100%</b>	<b>100%</b>	<b>100%</b>	<b>100%</b>	<b>100%</b>	<b>100%</b>	<b>100%</b>	<b>100%</b>

### Distribution by island of stay

		ISLAND OF STAY							CANARY ISLANDS
		Lanzarote	Fuerteventura	Gran Canaria	Tenerife	La Gomera	La Palma	El Hierro	
ISLAND OF RESIDENCE	Lanzarote	<b>19.7%</b>	10.9%	57.1%	10.6%	0.1%	1.0%	0.5%	<b>100%</b>
	Fuerteventura	17.9%	<b>30.8%</b>	43.3%	6.5%	0.1%	1.3%	0.2%	<b>100%</b>
	Gran Canaria	5.4%	9.4%	<b>69.9%</b>	11.9%	1.3%	1.7%	0.5%	<b>100%</b>
	Tenerife	7.7%	2.2%	16.5%	<b>60.2%</b>	9.3%	2.7%	1.4%	<b>100%</b>
	La Gomera	1.5%	0.0%	35.8%	<b>53.3%</b>	<b>4.4%</b>	1.9%	3.2%	<b>100%</b>
	La Palma	4.4%	14.5%	15.1%	55.2%	0.5%	<b>8.8%</b>	1.4%	<b>100%</b>
	El Hierro	3.3%	16.6%	6.3%	69.3%	0.2%	3.9%	<b>0.5%</b>	<b>100%</b>
	CANARY ISLANDS	<b>7.7%</b>	<b>9.0%</b>	<b>41.5%</b>	<b>34.4%</b>	<b>3.6%</b>	<b>2.8%</b>	<b>1.0%</b>	<b>100%</b>