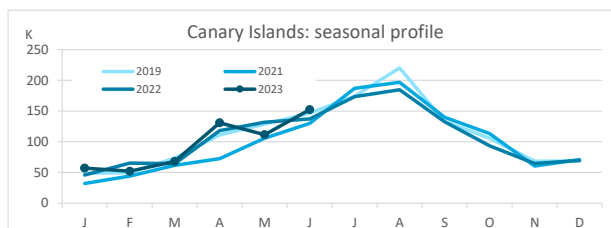
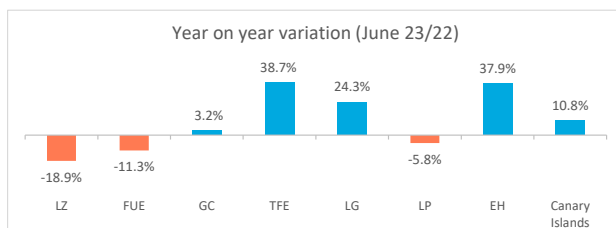


Canary Islands residents staying in tourist accommodation by island of stay

	Lanzarote	Fuerteventura	Gran Canaria	Tenerife	La Gomera	La Palma	El Hierro	Canary Islands
June 2022	11,966	13,221	63,638	39,451	4,305	3,407	1,283	137,271
June 2023	9,699	11,731	65,643	54,734	5,349	3,210	1,769	152,135
% residents in the island	14.6%	13.7%	63.0%	49.1%	2.2%	47.3%	0.0%	100%
Change, 23-22	-2,267	-1,490	2,005	15,283	1,044	-197	486	14,864
Change, % 23-22	-18.9%	-11.3%	3.2%	38.7%	24.3%	-5.8%	37.9%	10.8%



Canary Islands residents staying in tourist accommodation by island of residence and island of stay

		ISLAND OF STAY							
		Lanzarote	Fuerteventura	Gran Canaria	Tenerife	La Gomera	La Palma	El Hierro	CANARY ISLANDS
ISLAND OF RESIDENCE	Lanzarote	1,415	1,173	6,277	1,869	2	43	5	10,784
	Fuerteventura	1,062	1,613	3,139	113	5	25	8	5,965
	Gran Canaria	3,306	3,811	41,344	4,472	1,042	718	366	55,059
	Tenerife	3,187	613	9,648	26,896	4,174	871	1,118	46,507
	La Gomera	12	0	2,780	2,760	118	21	214	5,905
	La Palma	634	1,650	2,205	7,071	7	1,518	58	13,143
	El Hierro	83	2,871	250	11,553	1	14	0	14,772
	CANARY ISLANDS	9,699	11,731	65,643	54,734	5,349	3,210	1,769	152,135

Year on year variation: June 2023/2022

		ISLAND OF STAY							
		Lanzarote	Fuerteventura	Gran Canaria	Tenerife	La Gomera	La Palma	El Hierro	CANARY ISLANDS
ISLAND OF RESIDENCE	Lanzarote	-62.0%	-33.0%	-26.2%	180.2%	-83.3%	-10.4%	-	-26.7%
	Fuerteventura	125.0%	-10.0%	-15.9%	-96.2%	25.0%	-37.5%	-98.7%	-38.1%
	Gran Canaria	-17.2%	-43.7%	11.8%	-11.8%	123.1%	-31.7%	481.0%	1.2%
	Tenerife	-2.1%	-70.6%	-4.5%	63.6%	20.0%	45.4%	92.8%	27.3%
	La Gomera	-	-100.0%	218.4%	4.8%	-61.6%	-77.7%	-	48.9%
	La Palma	21.2%	115.4%	-35.0%	-35.8%	-75.0%	6.8%	625.0%	-23.4%
	El Hierro	-	-	316.7%	1658.4%	-90.0%	-90.8%	-100.0%	1572.9%
	CANARY ISLANDS	-18.9%	-11.3%	3.2%	38.7%	24.3%	-5.8%	37.9%	10.8%

Canary Islands residents travelling to other islands (residents of each island are excluded)

	Lanzarote	Fuerteventura	Gran Canaria	Tenerife	La Gomera	La Palma	El Hierro	CANARY ISLANDS
Outbound tourism	9,369	4,352	13,715	19,611	5,787	11,625	14,772	79,231
Year on year variation (%)	-14.7%	-44.5%	-21.2%	-2.4%	58.1%	-26.1%	1580.5%	3.4%
Inbound tourism	8,284	10,118	24,299	27,838	5,231	1,692	1,769	79,231
Year on year variation (%)	0.5%	-11.5%	-8.9%	21.0%	30.8%	-14.8%	38.3%	3.4%
Net balance	-1,085	5,766	10,584	8,227	-556	-9,933	-13,003	0

Distribution by island of residence

		ISLAND OF STAY							
		Lanzarote	Fuerteventura	Gran Canaria	Tenerife	La Gomera	La Palma	El Hierro	CANARY ISLANDS
ISLAND OF RESIDENCE	Lanzarote	14.6%	10.0%	9.6%	3.4%	0.0%	1.3%	0.3%	7.1%
	Fuerteventura	10.9%	13.7%	4.8%	0.2%	0.1%	0.8%	0.5%	3.9%
	Gran Canaria	34.1%	32.5%	63.0%	8.2%	19.5%	22.4%	20.7%	36.2%
	Tenerife	32.9%	5.2%	14.7%	49.1%	78.0%	27.1%	63.2%	30.6%
	La Gomera	0.1%	0.0%	4.2%	5.0%	2.2%	0.7%	12.1%	3.9%
	La Palma	6.5%	14.1%	3.4%	12.9%	0.1%	47.3%	3.3%	8.6%
	El Hierro	0.9%	24.5%	0.4%	21.1%	0.0%	0.4%	0.0%	9.7%
	CANARY ISLANDS	100%	100%	100%	100%	100%	100%	100%	100%

Distribution by island of stay

		ISLAND OF STAY							
		Lanzarote	Fuerteventura	Gran Canaria	Tenerife	La Gomera	La Palma	El Hierro	CANARY ISLANDS
ISLAND OF RESIDENCE	Lanzarote	13.1%	10.9%	58.2%	17.3%	0.0%	0.4%	0.0%	100%
	Fuerteventura	17.8%	27.0%	52.6%	1.9%	0.1%	0.4%	0.1%	100%
	Gran Canaria	6.0%	6.9%	75.1%	8.1%	1.9%	1.3%	0.7%	100%
	Tenerife	6.9%	1.3%	20.7%	57.8%	9.0%	1.9%	2.4%	100%
	La Gomera	0.2%	0.0%	47.1%	46.7%	2.0%	0.4%	3.6%	100%
	La Palma	4.8%	12.6%	16.8%	53.8%	0.1%	11.5%	0.4%	100%
	El Hierro	0.6%	19.4%	1.7%	78.2%	0.0%	0.1%	0.0%	100%
	CANARY ISLANDS	6.4%	7.7%	43.1%	36.0%	3.5%	2.1%	1.2%	100%

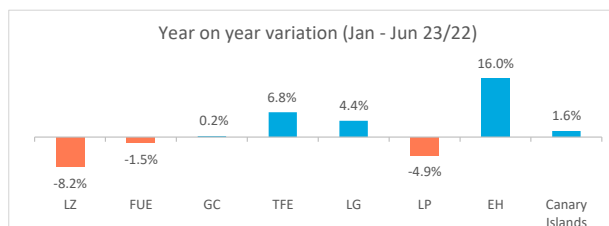
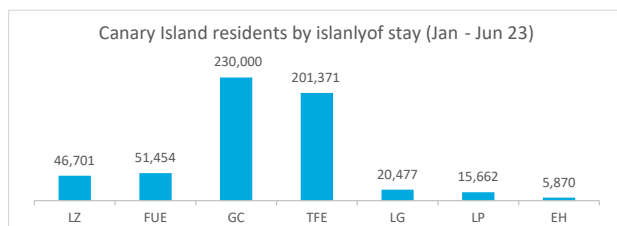
Domestic tourism

January - June 2023



Canary Islands residents staying in tourist accommodation by island of stay

	Lanzarote	Fuerteventura	Gran Canaria	Tenerife	La Gomera	La Palma	El Hierro	Canary Islands
Jan-Jun 2022	50,849	52,235	229,483	188,636	19,612	16,472	5,062	562,349
Jan-Jun 2023	46,701	51,454	230,000	201,371	20,477	15,662	5,870	571,535
% tourist of the island	20.1%	21.5%	64.5%	57.0%	3.5%	37.5%	0.3%	100%
Change, 23-22	-4,148	-781	517	12,735	865	-810	808	9,186
Change, % 23-22	-8.2%	-1.5%	0.2%	6.8%	4.4%	-4.9%	16.0%	1.6%



Canary Islands residents staying in tourist accommodation by island of residence and island of stay

ISLAND OF RESIDENCE	ISLAND OF STAY								CANARY ISLANDS
	Lanzarote	Fuerteventura	Gran Canaria	Tenerife	La Gomera	La Palma	El Hierro		
Lanzarote	9,372	5,206	24,351	4,969	43	467	126	44,534	
Fuerteventura	6,986	11,078	14,219	2,071	7	213	95	34,669	
Gran Canaria	12,316	19,863	148,445	27,353	2,759	3,668	930	215,334	
Tenerife	14,330	3,412	31,118	114,794	16,510	4,325	3,047	187,536	
La Gomera	227	0	3,793	7,990	708	283	586	13,587	
La Palma	2,761	7,779	6,575	27,013	408	5,878	1,069	51,483	
El Hierro	709	4,116	1,499	17,181	42	828	17	24,392	
CANARY ISLANDS	46,701	51,454	230,000	201,371	20,477	15,662	5,870	571,535	

Year on year variation: January - June 2023/2022

ISLAND OF RESIDENCE	ISLAND OF STAY								CANARY ISLANDS
	Lanzarote	Fuerteventura	Gran Canaria	Tenerife	La Gomera	La Palma	El Hierro		
Lanzarote	-32.3%	-22.2%	-6.2%	-45.6%	-10.4%	61.0%	472.7%	-20.5%	
Fuerteventura	146.2%	85.2%	-12.9%	-70.7%	-46.2%	-33.0%	-85.5%	4.4%	
Gran Canaria	-13.4%	-22.8%	9.3%	4.4%	40.5%	-6.5%	-22.6%	3.0%	
Tenerife	-17.0%	-55.0%	-22.5%	35.4%	-0.5%	-4.2%	44.5%	8.4%	
La Gomera	11250.0%	-100.0%	159.8%	-9.8%	0.0%	-41.4%	-	17.1%	
La Palma	3.6%	28.3%	-26.5%	-42.4%	63.2%	-0.9%	-0.1%	-28.3%	
El Hierro	7777.8%	3641.8%	97.8%	200.0%	0.0%	-17.9%	183.3%	218.4%	
CANARY ISLANDS	-8.2%	-1.5%	0.2%	6.8%	4.4%	-4.9%	16.0%	1.6%	

Canary Islands residents travelling to other islands (residents of each island are excluded)

	Lanzarote	Fuerteventura	Gran Canaria	Tenerife	La Gomera	La Palma	El Hierro	Canary Islands
Outbound tourism	35,162	23,591	66,889	72,742	12,879	45,605	24,375	281,243
Year on year variation (%)	-16.6%	-13.3%	-8.6%	-17.5%	18.2%	-30.8%	218.5%	-10.8%
Inbound tourism	37,329	40,376	81,555	86,577	19,769	9,784	5,853	281,243
Year on year variation (%)	0.9%	-12.7%	-12.9%	-16.6%	4.6%	-7.2%	15.8%	-10.8%
Net balance	2,167	16,785	14,666	13,835	6,890	-35,821	-18,522	0

Distribution by island of residence

ISLAND OF RESIDENCE	ISLAND OF STAY								CANARY ISLANDS
	Lanzarote	Fuerteventura	Gran Canaria	Tenerife	La Gomera	La Palma	El Hierro		
Lanzarote	20.1%	10.1%	10.6%	2.5%	0.2%	3.0%	2.1%	7.8%	
Fuerteventura	15.0%	21.5%	6.2%	1.0%	0.0%	1.4%	1.6%	6.1%	
Gran Canaria	26.4%	38.6%	64.5%	13.6%	13.5%	23.4%	15.8%	37.7%	
Tenerife	30.7%	6.6%	13.5%	57.0%	80.6%	27.6%	51.9%	32.8%	
La Gomera	0.5%	0.0%	1.6%	4.0%	3.5%	1.8%	10.0%	2.4%	
La Palma	5.9%	15.1%	2.9%	13.4%	2.0%	37.5%	18.2%	9.0%	
El Hierro	1.5%	8.0%	0.7%	8.5%	0.2%	5.3%	0.3%	4.3%	
CANARY ISLANDS	100%	100%	100%	100%	100%	100%	100%	100%	

Distribution by island of stay

ISLAND OF RESIDENCE	ISLAND OF STAY								CANARY ISLANDS
	Lanzarote	Fuerteventura	Gran Canaria	Tenerife	La Gomera	La Palma	El Hierro		
Lanzarote	21.0%	11.7%	54.7%	11.2%	0.1%	1.0%	0.3%	100%	
Fuerteventura	20.2%	32.0%	41.0%	6.0%	0.0%	0.6%	0.3%	100%	
Gran Canaria	5.7%	9.2%	68.9%	12.7%	1.3%	1.7%	0.4%	100%	
Tenerife	7.6%	1.8%	16.6%	61.2%	8.8%	2.3%	1.6%	100%	
La Gomera	1.7%	0.0%	27.9%	58.8%	5.2%	2.1%	4.3%	100%	
La Palma	5.4%	15.1%	12.8%	52.5%	0.8%	11.4%	2.1%	100%	
El Hierro	2.9%	16.9%	6.1%	70.4%	0.2%	3.4%	0.1%	100%	
CANARY ISLANDS	8.2%	9.0%	40.2%	35.2%	3.6%	2.7%	1.0%	100%	