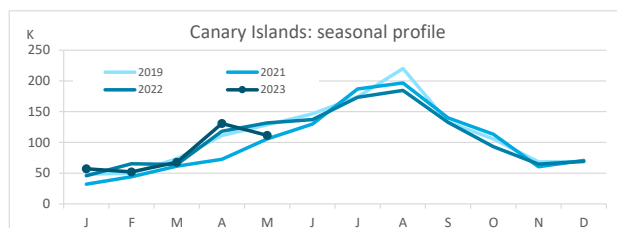
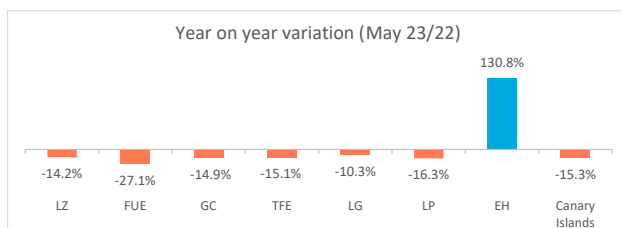


Canary Islands residents staying in tourist accommodation by island of stay

	Lanzarote	Fuerteventura	Gran Canaria	Tenerife	La Gomera	La Palma	El Hierro	Canary Islands
May 2022	10,282	12,226	59,097	41,792	4,292	3,499	558	131,746
May 2023	8,823	8,911	50,286	35,498	3,851	2,928	1,288	111,585
% residents in the island	13.8%	32.7%	66.5%	54.4%	2.6%	33.7%	0.0%	100%
Change, 23-22	-1,459	-3,315	-8,811	-6,294	-441	-571	730	-20,161
Change, % 23-22	-14.2%	-27.1%	-14.9%	-15.1%	-10.3%	-16.3%	130.8%	-15.3%



Canary Islands residents staying in tourist accommodation by island of residence and island of stay

ISLAND OF RESIDENCE	ISLAND OF STAY								CANARY ISLANDS
	Lanzarote	Fuerteventura	Gran Canaria	Tenerife	La Gomera	La Palma	El Hierro		
Lanzarote	1,219	304	4,387	413	1	132	65		6,521
Fuerteventura	2,185	2,911	3,421	860	0	23	0		9,400
Gran Canaria	2,073	3,072	33,417	4,474	528	661	132		44,357
Tenerife	2,809	886	7,293	19,326	3,217	974	677		35,182
La Gomera	21	0	0	3,706	99	36	372		4,234
La Palma	461	579	1,465	4,881	6	986	42		8,420
El Hierro	55	1,159	303	1,838	0	116	0		3,471
CANARY ISLANDS	8,823	8,911	50,286	35,498	3,851	2,928	1,288		111,585

Year on year variation: May 2023/2022

ISLAND OF RESIDENCE	ISLAND OF STAY								CANARY ISLANDS
	Lanzarote	Fuerteventura	Gran Canaria	Tenerife	La Gomera	La Palma	El Hierro		
Lanzarote	-42.7%	-76.5%	-18.7%	-89.4%	-66.7%	247.4%	0.0%		-48.9%
Fuerteventura	59.0%	25.1%	-22.2%	266.0%	0.0%	-62.9%	-100.0%		11.8%
Gran Canaria	-23.1%	-46.3%	-9.4%	-33.6%	18.7%	-29.8%	222.0%		-17.0%
Tenerife	-21.4%	-44.7%	-24.9%	-12.2%	-13.7%	36.8%	43.4%		-15.8%
La Gomera	0.0%	0.0%	-100.0%	486.4%	10.0%	-70.7%	0.0%		400.5%
La Palma	-10.3%	-54.9%	-35.8%	-35.3%	-77.8%	-33.7%	35.5%		-36.1%
El Hierro	0.0%	0.0%	-31.6%	151.1%	0.0%	-13.4%	-100.0%		164.8%
CANARY ISLANDS	-14.2%	-27.1%	-14.9%	-15.1%	-10.3%	-16.3%	130.8%		-15.3%

Canary Islands residents travelling to other islands (residents of each island are excluded)

	Lanzarote	Fuerteventura	Gran Canaria	Tenerife	La Gomera	La Palma	El Hierro	Canary Islands
Outbound tourism	5,302	6,489	10,940	15,856	4,135	7,434	3,471	53,627
Year on year variation (%)	-50.1%	6.7%	-34.0%	-19.9%	447.0%	-36.4%	165.2%	-19.8%
Inbound tourism	7,604	6,000	16,869	16,172	3,752	1,942	1,288	53,627
Year on year variation (%)	-6.8%	-39.4%	-24.1%	-18.2%	-10.7%	-3.4%	131.7%	-19.8%
Net balance	2,302	-489	5,929	316	-383	-5,492	-2,183	0

Distribution by island of residence

ISLAND OF RESIDENCE	ISLAND OF STAY								CANARY ISLANDS
	Lanzarote	Fuerteventura	Gran Canaria	Tenerife	La Gomera	La Palma	El Hierro		
Lanzarote	13.8%	3.4%	8.7%	1.2%	0.0%	4.5%	5.0%		5.8%
Fuerteventura	24.8%	32.7%	6.8%	2.4%	0.0%	0.8%	0.0%		8.4%
Gran Canaria	23.5%	34.5%	66.5%	12.6%	13.7%	22.6%	10.2%		39.8%
Tenerife	31.8%	9.9%	14.5%	54.4%	83.5%	33.3%	52.6%		31.5%
La Gomera	0.2%	0.0%	0.0%	10.4%	2.6%	1.2%	28.9%		3.8%
La Palma	5.2%	6.5%	2.9%	13.8%	0.2%	33.7%	3.3%		7.5%
El Hierro	0.6%	13.0%	0.6%	5.2%	0.0%	4.0%	0.0%		3.1%
CANARY ISLANDS	100%	100%	100%	100%	100%	100%	100%		100%

Distribution by island of stay

ISLAND OF RESIDENCE	ISLAND OF STAY								CANARY ISLANDS
	Lanzarote	Fuerteventura	Gran Canaria	Tenerife	La Gomera	La Palma	El Hierro		
Lanzarote	18.7%	4.7%	67.3%	6.3%	0.0%	2.0%	1.0%		100%
Fuerteventura	23.2%	31.0%	36.4%	9.1%	0.0%	0.2%	0.0%		100%
Gran Canaria	4.7%	6.9%	75.3%	10.1%	1.2%	1.5%	0.3%		100%
Tenerife	8.0%	2.5%	20.7%	54.9%	9.1%	2.8%	1.9%		100%
La Gomera	0.5%	0.0%	0.0%	87.5%	2.3%	0.9%	8.8%		100%
La Palma	5.5%	6.9%	17.4%	58.0%	0.1%	11.7%	0.5%		100%
El Hierro	1.6%	33.4%	8.7%	53.0%	0.0%	3.3%	0.0%		100%
CANARY ISLANDS	7.9%	8.0%	45.1%	31.8%	3.5%	2.6%	1.2%		100%

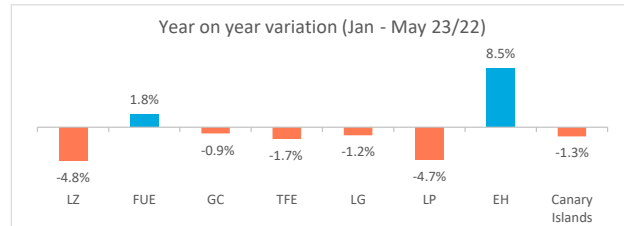
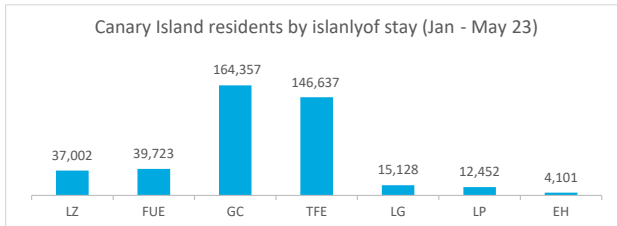
Domestic tourism

January - May 2023



Canary Islands residents staying in tourist accommodation by island of stay

	Lanzarote	Fuerteventura	Gran Canaria	Tenerife	La Gomera	La Palma	El Hierro	Canary Islands
Jan-May 2022	38,883	39,014	165,845	149,185	15,307	13,065	3,779	425,078
Jan-May 2023	37,002	39,723	164,357	146,637	15,128	12,452	4,101	419,400
% tourist of the island	21.5%	23.8%	65.2%	59.9%	3.9%	35.0%	0.4%	100%
Change, 23-22	-1,881	709	-1,488	-2,548	-179	-613	322	-5,678
Change, % 23-22	-4.8%	1.8%	-0.9%	-1.7%	-1.2%	-4.7%	8.5%	-1.3%



Canary Islands residents staying in tourist accommodation by island of residence and island of stay

ISLAND OF RESIDENCE	ISLAND OF STAY							
	Lanzarote	Fuerteventura	Gran Canaria	Tenerife	La Gomera	La Palma	El Hierro	CANARY ISLANDS
Lanzarote	7,957	4,033	18,074	3,100	41	424	121	33,750
Fuerteventura	5,924	9,465	11,080	1,958	2	188	87	28,704
Gran Canaria	9,010	16,052	107,101	22,881	1,717	2,950	564	160,275
Tenerife	11,143	2,799	21,470	87,898	12,336	3,454	1,929	141,029
La Gomera	215	0	1,013	5,230	590	262	372	7,682
La Palma	2,127	6,129	4,370	19,942	401	4,360	1,011	38,340
El Hierro	626	1,245	1,249	5,628	41	814	17	9,620
CANARY ISLANDS	37,002	39,723	164,357	146,637	15,128	12,452	4,101	419,400

Year on year variation: January - May 2023/2022

ISLAND OF RESIDENCE	ISLAND OF STAY							
	Lanzarote	Fuerteventura	Gran Canaria	Tenerife	La Gomera	La Palma	El Hierro	CANARY ISLANDS
Lanzarote	-21.4%	-18.4%	3.5%	-63.4%	13.9%	75.2%	450.0%	-18.2%
Fuerteventura	150.5%	125.9%	-12.0%	-52.4%	-77.8%	-32.4%	222.2%	21.8%
Gran Canaria	-11.9%	-15.3%	8.3%	8.3%	14.7%	2.8%	-50.4%	3.6%
Tenerife	-20.5%	-49.1%	-28.6%	28.6%	-5.9%	-11.8%	26.2%	3.3%
La Gomera	10650.0%	-100.0%	72.6%	-16.0%	47.1%	-32.6%	0.0%	0.6%
La Palma	-0.7%	15.7%	-21.4%	-44.4%	80.6%	-3.4%	-4.8%	-29.8%
El Hierro	6855.6%	1031.8%	78.9%	11.0%	28.1%	-4.9%	750.0%	42.0%
CANARY ISLANDS	-4.8%	1.8%	-0.9%	-1.7%	-1.2%	-4.7%	8.5%	-1.3%

Canary Islands residents travelling to other islands (residents of each island are excluded)

	Lanzarote	Fuerteventura	Gran Canaria	Tenerife	La Gomera	La Palma	El Hierro	CANARY ISLANDS
Outbound tourism	25,793	19,239	53,174	53,131	7,092	33,980	9,603	202,012
Year on year variation (%)	-17.2%	-0.7%	-4.7%	-22.0%	-2.0%	-32.2%	41.7%	-15.3%
Inbound tourism	29,045	30,258	57,256	58,739	14,538	8,092	4,084	202,012
Year on year variation (%)	1.0%	-13.1%	-14.5%	-27.3%	-2.5%	-5.4%	8.1%	-15.3%
Net balance	3,252	11,019	4,082	5,608	7,446	-25,888	-5,519	0

Distribution by island of residence

ISLAND OF RESIDENCE	ISLAND OF STAY							
	Lanzarote	Fuerteventura	Gran Canaria	Tenerife	La Gomera	La Palma	El Hierro	CANARY ISLANDS
Lanzarote	21.5%	10.2%	11.0%	2.1%	0.3%	3.4%	3.0%	8.0%
Fuerteventura	16.0%	23.8%	6.7%	1.3%	0.0%	1.5%	2.1%	6.8%
Gran Canaria	24.4%	40.4%	65.2%	15.6%	11.3%	23.7%	13.8%	38.2%
Tenerife	30.1%	7.0%	13.1%	59.9%	81.5%	27.7%	47.0%	33.6%
La Gomera	0.6%	0.0%	0.6%	3.6%	3.9%	2.1%	9.1%	1.8%
La Palma	5.7%	15.4%	2.7%	13.6%	2.7%	35.0%	24.7%	9.1%
El Hierro	1.7%	3.1%	0.8%	3.8%	0.3%	6.5%	0.4%	2.3%
CANARY ISLANDS	100%	100%	100%	100%	100%	100%	100%	100%

Distribution by island of stay

ISLAND OF RESIDENCE	ISLAND OF STAY							
	Lanzarote	Fuerteventura	Gran Canaria	Tenerife	La Gomera	La Palma	El Hierro	CANARY ISLANDS
Lanzarote	23.6%	11.9%	53.6%	9.2%	0.1%	1.3%	0.4%	100%
Fuerteventura	20.6%	33.0%	38.6%	6.8%	0.0%	0.7%	0.3%	100%
Gran Canaria	5.6%	10.0%	66.8%	14.3%	1.1%	1.8%	0.4%	100%
Tenerife	7.9%	2.0%	15.2%	62.3%	8.7%	2.4%	1.4%	100%
La Gomera	2.8%	0.0%	13.2%	68.1%	7.7%	3.4%	4.8%	100%
La Palma	5.5%	16.0%	11.4%	52.0%	1.0%	11.4%	2.6%	100%
El Hierro	6.5%	12.9%	13.0%	58.5%	0.4%	8.5%	0.2%	100%
CANARY ISLANDS	8.8%	9.5%	39.2%	35.0%	3.6%	3.0%	1.0%	100%