

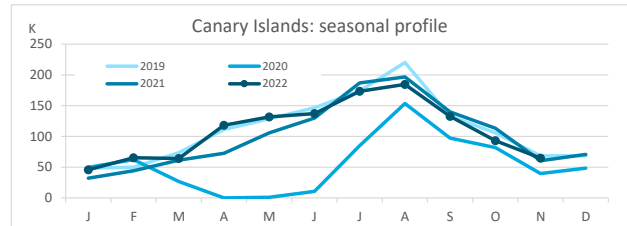
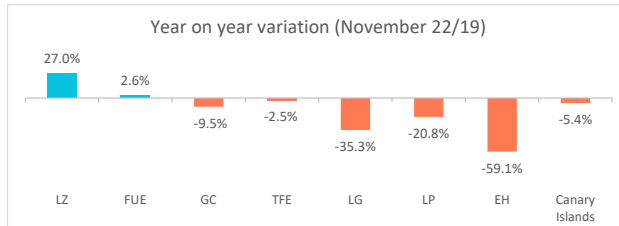
Domestic tourism

November 2022



Canary Islands residents staying in tourist accommodation by island of stay

| | Lanzarote | Fuerteventura | Gran Canaria | Tenerife | La Gomera | La Palma | El Hierro | Canary Islands |
|---------------------------|-----------|---------------|--------------|----------|-----------|----------|-----------|----------------|
| November 2019 | 6,022 | 6,904 | 23,394 | 24,021 | 3,568 | 3,037 | 1,358 | 68,304 |
| November 2022 | 7,647 | 7,086 | 21,168 | 23,421 | 2,307 | 2,406 | 555 | 64,590 |
| % residents in the island | 20.1% | 17.2% | 57.0% | 48.8% | 3.6% | 31.5% | 0.0% | 100% |
| Change, 22-19 | 1,625 | 182 | -2,226 | -600 | -1,261 | -631 | -803 | -3,714 |
| Change, % 22-19 | 27.0% | 2.6% | -9.5% | -2.5% | -35.3% | -20.8% | -59.1% | -5.4% |



Canary Islands residents staying in tourist accommodation by island of residence and island of stay

| ISLAND OF RESIDENCE | ISLAND OF STAY | | | | | | | | CANARY ISLANDS |
|-----------------------|----------------|---------------|---------------|---------------|--------------|--------------|------------|---------------|----------------|
| | Lanzarote | Fuerteventura | Gran Canaria | Tenerife | La Gomera | La Palma | El Hierro | | |
| Lanzarote | 1,534 | 282 | 2,600 | 1,064 | 7 | 40 | 4 | 5,531 | |
| Fuerteventura | 1,356 | 1,218 | 1,881 | 1,844 | 6 | 46 | 40 | 6,391 | |
| Gran Canaria | 2,225 | 4,489 | 12,058 | 2,989 | 230 | 673 | 56 | 22,720 | |
| Tenerife | 1,822 | 306 | 2,948 | 11,436 | 1,953 | 532 | 447 | 19,444 | |
| La Gomera | 0 | 0 | 376 | 683 | 83 | 18 | 0 | 1,160 | |
| La Palma | 269 | 791 | 1,305 | 5,187 | 21 | 757 | 8 | 8,338 | |
| El Hierro | 441 | 0 | 0 | 218 | 7 | 340 | 0 | 1,006 | |
| CANARY ISLANDS | 7,647 | 7,086 | 21,168 | 23,421 | 2,307 | 2,406 | 555 | 64,590 | |

Year on year variation: November 2022/2019

| ISLAND OF RESIDENCE | ISLAND OF STAY | | | | | | | | CANARY ISLANDS |
|-----------------------|----------------|---------------|--------------|--------------|---------------|---------------|---------------|--------------|----------------|
| | Lanzarote | Fuerteventura | Gran Canaria | Tenerife | La Gomera | La Palma | El Hierro | | |
| Lanzarote | -0.2% | 1384.2% | 77.5% | 208.4% | -69.6% | -85.3% | -93.8% | 48.4% | |
| Fuerteventura | 861.7% | -38.3% | 89.4% | 382.7% | 200.0% | 170.6% | - | 82.2% | |
| Gran Canaria | -26.2% | 32.9% | -21.1% | -32.1% | 150.0% | 36.2% | -75.7% | -15.5% | |
| Tenerife | 103.1% | -75.1% | -24.8% | -17.9% | -41.2% | -32.4% | -49.9% | -22.1% | |
| La Gomera | -100.0% | - | -64.3% | -38.6% | -1.2% | -55.0% | -100.0% | -50.3% | |
| La Palma | -6.3% | 239.5% | 101.1% | 46.2% | -56.3% | -46.4% | -92.8% | 32.6% | |
| El Hierro | 239.2% | -100.0% | -100.0% | -28.8% | - | 2328.6% | -100.0% | 72.0% | |
| CANARY ISLANDS | 27.0% | 2.6% | -9.5% | -2.5% | -35.3% | -20.8% | -59.1% | -5.4% | |

Canary Islands residents travelling to other islands (residents of each island are excluded)

| | Lanzarote | Fuerteventura | Gran Canaria | Tenerife | La Gomera | La Palma | El Hierro | Canary Islands |
|----------------------------|-----------|---------------|--------------|----------|-----------|----------|-----------|----------------|
| Outbound tourism | 3,997 | 5,173 | 10,662 | 8,008 | 1,077 | 7,581 | 1,006 | 37,504 |
| Year on year variation (%) | 82.5% | 237.0% | -8.2% | -27.5% | -52.1% | 55.5% | 81.6% | 10.1% |
| Inbound tourism | 6,113 | 5,868 | 9,110 | 11,985 | 2,224 | 1,649 | 555 | 37,504 |
| Year on year variation (%) | 36.3% | 19.0% | 12.3% | 18.7% | -36.2% | 1.5% | -58.2% | 10.1% |
| Net balance | 2,116 | 695 | -1,552 | 3,977 | 1,147 | -5,932 | -451 | 0 |

Distribution by island of residence

| ISLAND OF RESIDENCE | ISLAND OF STAY | | | | | | | | CANARY ISLANDS |
|-----------------------|----------------|---------------|--------------|-------------|-------------|-------------|-------------|-------------|----------------|
| | Lanzarote | Fuerteventura | Gran Canaria | Tenerife | La Gomera | La Palma | El Hierro | | |
| Lanzarote | 20.1% | 4.0% | 12.3% | 4.5% | 0.3% | 1.7% | 0.7% | 8.6% | |
| Fuerteventura | 17.7% | 17.2% | 8.9% | 7.9% | 0.3% | 1.9% | 7.2% | 9.9% | |
| Gran Canaria | 29.1% | 63.4% | 57.0% | 12.8% | 10.0% | 28.0% | 10.1% | 35.2% | |
| Tenerife | 23.8% | 4.3% | 13.9% | 48.8% | 84.7% | 22.1% | 80.5% | 30.1% | |
| La Gomera | 0.0% | 0.0% | 1.8% | 2.9% | 3.6% | 0.7% | 0.0% | 1.8% | |
| La Palma | 3.5% | 11.2% | 6.2% | 22.1% | 0.9% | 31.5% | 1.4% | 12.9% | |
| El Hierro | 5.8% | 0.0% | 0.0% | 0.9% | 0.3% | 14.1% | 0.0% | 1.6% | |
| CANARY ISLANDS | 100% | 100% | 100% | 100% | 100% | 100% | 100% | 100% | |

Distribution by island of stay

| ISLAND OF RESIDENCE | ISLAND OF STAY | | | | | | | | CANARY ISLANDS |
|-----------------------|----------------|---------------|--------------|--------------|-------------|-------------|-------------|-------------|----------------|
| | Lanzarote | Fuerteventura | Gran Canaria | Tenerife | La Gomera | La Palma | El Hierro | | |
| Lanzarote | 27.7% | 5.1% | 47.0% | 19.2% | 0.1% | 0.7% | 0.1% | 100% | |
| Fuerteventura | 21.2% | 19.1% | 29.4% | 28.9% | 0.1% | 0.7% | 0.6% | 100% | |
| Gran Canaria | 9.8% | 19.8% | 53.1% | 13.2% | 1.0% | 3.0% | 0.2% | 100% | |
| Tenerife | 9.4% | 1.6% | 15.2% | 58.8% | 10.0% | 2.7% | 2.3% | 100% | |
| La Gomera | 0.0% | 0.0% | 32.4% | 58.9% | 7.2% | 1.6% | 0.0% | 100% | |
| La Palma | 3.2% | 9.5% | 15.7% | 62.2% | 0.3% | 9.1% | 0.1% | 100% | |
| El Hierro | 43.8% | 0.0% | 0.0% | 21.7% | 0.7% | 33.8% | 0.0% | 100% | |
| CANARY ISLANDS | 11.8% | 11.0% | 32.8% | 36.3% | 3.6% | 3.7% | 0.9% | 100% | |

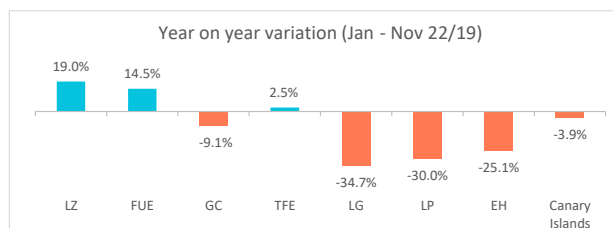
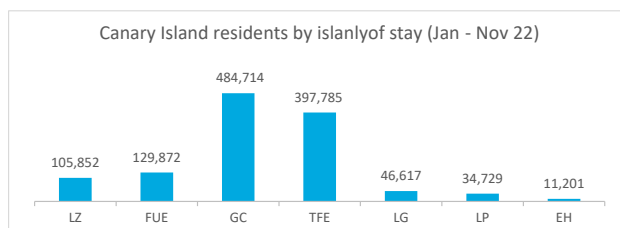
Domestic tourism

January - November 2022



Canary Islands residents staying in tourist accommodation by island of stay

| | Lanzarote | Fuerteventura | Gran Canaria | Tenerife | La Gomera | La Palma | El Hierro | Canary Islands |
|-------------------------|-----------|---------------|--------------|----------|-----------|----------|-----------|----------------|
| Jan-Nov 2019 | 88,955 | 113,468 | 532,986 | 387,894 | 71,420 | 49,586 | 14,951 | 1,259,260 |
| Jan-Nov 2022 | 105,852 | 129,872 | 484,714 | 397,785 | 46,617 | 34,729 | 11,201 | 1,210,770 |
| % tourist of the island | 22.0% | 15.9% | 61.0% | 50.2% | 6.6% | 35.0% | 0.9% | 100% |
| Change, 22-19 | 16,897 | 16,404 | -48,272 | 9,891 | -24,803 | -14,857 | -3,750 | -48,490 |
| Change, % 22-19 | 19.0% | 14.5% | -9.1% | 2.5% | -34.7% | -30.0% | -25.1% | -3.9% |



Canary Islands residents staying in tourist accommodation by island of residence and island of stay

| ISLAND OF RESIDENCE | ISLAND OF STAY | | | | | | | |
|---------------------|----------------|---------------|--------------|----------|-----------|----------|-----------|----------------|
| | Lanzarote | Fuerteventura | Gran Canaria | Tenerife | La Gomera | La Palma | El Hierro | CANARY ISLANDS |
| Lanzarote | 23,327 | 13,180 | 43,719 | 18,804 | 97 | 689 | 269 | 100,085 |
| Fuerteventura | 11,177 | 20,681 | 43,811 | 10,914 | 33 | 703 | 714 | 88,033 |
| Gran Canaria | 29,002 | 58,437 | 295,607 | 55,687 | 5,565 | 8,639 | 2,120 | 455,057 |
| Tenerife | 34,546 | 22,614 | 77,420 | 199,544 | 37,012 | 9,816 | 4,409 | 385,361 |
| La Gomera | 119 | 97 | 2,650 | 15,087 | 3,081 | 1,139 | 226 | 22,399 |
| La Palma | 7,198 | 14,511 | 20,624 | 88,848 | 754 | 12,150 | 3,360 | 147,445 |
| El Hierro | 483 | 352 | 883 | 8,901 | 75 | 1,593 | 103 | 12,390 |
| CANARY ISLANDS | 105,852 | 129,872 | 484,714 | 397,785 | 46,617 | 34,729 | 11,201 | 1,210,770 |

Year on year variation: January - November 2022/2019

| ISLAND OF RESIDENCE | ISLAND OF STAY | | | | | | | |
|---------------------|----------------|---------------|--------------|----------|-----------|----------|-----------|----------------|
| | Lanzarote | Fuerteventura | Gran Canaria | Tenerife | La Gomera | La Palma | El Hierro | CANARY ISLANDS |
| Lanzarote | -16.7% | 113.3% | 9.8% | 285.4% | 12.8% | -79.9% | 90.8% | 21.2% |
| Fuerteventura | 136.2% | 25.2% | -7.1% | 102.5% | -41.1% | -43.1% | 402.8% | 17.0% |
| Gran Canaria | -3.5% | 3.4% | -10.1% | 4.0% | 126.3% | 22.3% | 9.1% | -5.3% |
| Tenerife | 105.0% | -10.9% | -6.0% | -17.7% | -44.5% | -36.7% | -57.4% | -16.1% |
| La Gomera | -28.3% | 7.8% | -83.5% | 6.5% | 133.9% | 2.4% | 12.4% | -32.3% |
| La Palma | -19.2% | 83.6% | 41.3% | 63.5% | 11.4% | -42.3% | 427.5% | 36.4% |
| El Hierro | 112.8% | -60.1% | -78.7% | -32.6% | -29.9% | 729.7% | -93.3% | -38.9% |
| CANARY ISLANDS | 19.0% | 14.5% | -9.1% | 2.5% | -34.7% | -30.0% | -25.1% | -3.9% |

Canary Islands residents travelling to other islands (residents of each island are excluded)

| | Lanzarote | Fuerteventura | Gran Canaria | Tenerife | La Gomera | La Palma | El Hierro | CANARY ISLANDS |
|----------------------------|-----------|---------------|--------------|----------|-----------|----------|-----------|----------------|
| Outbound tourism | 76,758 | 67,352 | 159,450 | 185,817 | 19,318 | 135,295 | 12,287 | 656,277 |
| Year on year variation (%) | 40.8% | 14.7% | 5.2% | -14.4% | -39.2% | 55.4% | -34.5% | 5.9% |
| Inbound tourism | 82,525 | 109,191 | 189,107 | 198,241 | 43,536 | 22,579 | 11,098 | 656,277 |
| Year on year variation (%) | 35.4% | 12.6% | -7.4% | 36.2% | -37.9% | -20.9% | -17.3% | 5.9% |
| Net balance | 5,767 | 41,839 | 29,657 | 12,424 | 24,218 | -112,716 | -1,189 | 0 |

Distribution by island of residence

| ISLAND OF RESIDENCE | ISLAND OF STAY | | | | | | | |
|---------------------|----------------|---------------|--------------|----------|-----------|----------|-----------|----------------|
| | Lanzarote | Fuerteventura | Gran Canaria | Tenerife | La Gomera | La Palma | El Hierro | CANARY ISLANDS |
| Lanzarote | 22.0% | 10.1% | 9.0% | 4.7% | 0.2% | 2.0% | 2.4% | 8.3% |
| Fuerteventura | 10.6% | 15.9% | 9.0% | 2.7% | 0.1% | 2.0% | 6.4% | 7.3% |
| Gran Canaria | 27.4% | 45.0% | 61.0% | 14.0% | 11.9% | 24.9% | 18.9% | 37.6% |
| Tenerife | 32.6% | 17.4% | 16.0% | 50.2% | 79.4% | 28.3% | 39.4% | 31.8% |
| La Gomera | 0.1% | 0.1% | 0.5% | 3.8% | 6.6% | 3.3% | 2.0% | 1.8% |
| La Palma | 6.8% | 11.2% | 4.3% | 22.3% | 1.6% | 35.0% | 30.0% | 12.2% |
| El Hierro | 0.5% | 0.3% | 0.2% | 2.2% | 0.2% | 4.6% | 0.9% | 1.0% |
| CANARY ISLANDS | 100% | 100% | 100% | 100% | 100% | 100% | 100% | 100% |

Distribution by island of stay

| ISLAND OF RESIDENCE | ISLAND OF STAY | | | | | | | |
|---------------------|----------------|---------------|--------------|----------|-----------|----------|-----------|----------------|
| | Lanzarote | Fuerteventura | Gran Canaria | Tenerife | La Gomera | La Palma | El Hierro | CANARY ISLANDS |
| Lanzarote | 23.3% | 13.2% | 43.7% | 18.8% | 0.1% | 0.7% | 0.3% | 100% |
| Fuerteventura | 12.7% | 23.5% | 49.8% | 12.4% | 0.0% | 0.8% | 0.8% | 100% |
| Gran Canaria | 6.4% | 12.8% | 65.0% | 12.2% | 1.2% | 1.9% | 0.5% | 100% |
| Tenerife | 9.0% | 5.9% | 20.1% | 51.8% | 9.6% | 2.5% | 1.1% | 100% |
| La Gomera | 0.5% | 0.4% | 11.8% | 67.4% | 13.8% | 5.1% | 1.0% | 100% |
| La Palma | 4.9% | 9.8% | 14.0% | 60.3% | 0.5% | 8.2% | 2.3% | 100% |
| El Hierro | 3.9% | 2.8% | 7.1% | 71.8% | 0.6% | 12.9% | 0.8% | 100% |
| CANARY ISLANDS | 8.7% | 10.7% | 40.0% | 32.9% | 3.9% | 2.9% | 0.9% | 100% |