

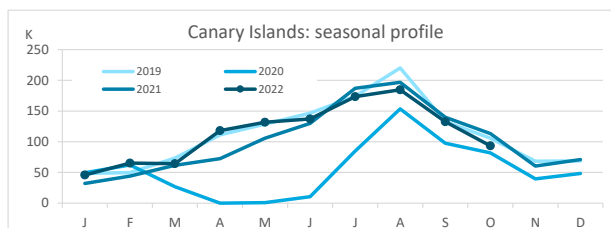
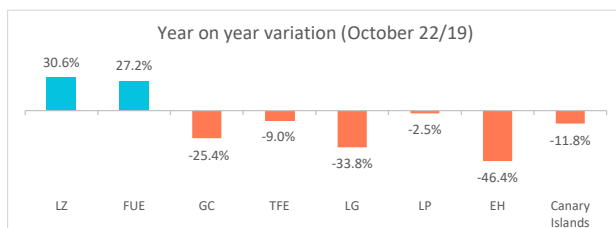
# Domestic tourism

## October 2022



### Canary Islands residents staying in tourist accommodation by island of stay

	Lanzarote	Fuerteventura	Gran Canaria	Tenerife	La Gomera	La Palma	El Hierro	Canary Islands
October 2019	7,479	8,284	43,450	35,553	6,298	3,349	1,313	105,726
October 2022	9,767	10,539	32,420	32,367	4,171	3,264	704	93,232
% residents in the island	22.5%	7.6%	61.3%	53.4%	2.8%	31.9%	0.0%	100%
Change, 22-19	2,288	2,255	-11,030	-3,186	-2,127	-85	-609	-12,494
Change, % 22-19	30.6%	27.2%	-25.4%	-9.0%	-33.8%	-2.5%	-46.4%	-11.8%



### Canary Islands residents staying in tourist accommodation by island of residence and island of stay

		ISLAND OF STAY							CANARY ISLANDS
		Lanzarote	Fuerteventura	Gran Canaria	Tenerife	La Gomera	La Palma	El Hierro	
ISLAND OF RESIDENCE	Lanzarote	2,202	1,919	2,953	1,699	5	142	37	8,957
	Fuerteventura	1,120	800	3,542	1,053	6	51	4	6,576
	Gran Canaria	3,161	3,410	19,862	5,253	599	998	97	33,380
	Tenerife	2,973	3,130	4,928	17,271	3,297	829	560	32,988
	La Gomera	0	0	79	1,429	116	133	4	1,761
	La Palma	278	1,280	1,054	4,892	148	1,041	2	8,695
	El Hierro	33	0	2	770	0	70	0	875
	CANARY ISLANDS	9,767	10,539	32,420	32,367	4,171	3,264	704	93,232

### Year on year variation: October 2022/2019

		ISLAND OF STAY							CANARY ISLANDS
		Lanzarote	Fuerteventura	Gran Canaria	Tenerife	La Gomera	La Palma	El Hierro	
ISLAND OF RESIDENCE	Lanzarote	-11.0%	424.3%	-50.2%	616.9%	-58.3%	-34.0%	-	-3.0%
	Fuerteventura	641.7%	-51.5%	260.3%	583.8%	-	-67.9%	-	112.3%
	Gran Canaria	30.5%	-18.5%	-23.7%	7.0%	289.0%	110.5%	-29.7%	-12.9%
	Tenerife	93.6%	67.4%	-31.8%	-22.3%	-45.3%	-19.7%	-52.3%	-19.7%
	La Gomera	-100.0%	-100.0%	-90.1%	16.7%	157.8%	202.3%	-	-17.5%
	La Palma	-68.4%	690.1%	-44.6%	-22.4%	362.5%	-26.9%	-	-18.8%
	El Hierro	-	-100.0%	-99.7%	50.4%	-100.0%	-	-	-24.6%
	CANARY ISLANDS	30.6%	27.2%	-25.4%	-9.0%	-33.8%	-2.5%	-46.4%	-11.8%

### Canary Islands residents travelling to other islands (residents of each island are excluded)

	Lanzarote	Fuerteventura	Gran Canaria	Tenerife	La Gomera	La Palma	El Hierro	CANARY ISLANDS
Outbound tourism	6,755	5,776	13,518	15,717	1,645	7,654	875	51,940
Year on year variation (%)	-0.1%	299.2%	10.1%	-16.7%	-21.3%	-17.5%	-24.6%	0.1%
Inbound tourism	7,565	9,739	12,558	15,096	4,055	2,223	704	51,940
Year on year variation (%)	51.1%	46.8%	-27.9%	13.2%	-35.2%	15.5%	-46.4%	0.1%
Net balance	810	3,963	-960	-621	2,410	-5,431	-171	0

### Distribution by island of residence

		ISLAND OF STAY							CANARY ISLANDS
		Lanzarote	Fuerteventura	Gran Canaria	Tenerife	La Gomera	La Palma	El Hierro	
ISLAND OF RESIDENCE	Lanzarote	22.5%	18.2%	9.1%	5.2%	0.1%	4.4%	5.3%	9.6%
	Fuerteventura	11.5%	7.6%	10.9%	3.3%	0.1%	1.6%	0.6%	7.1%
	Gran Canaria	32.4%	32.4%	61.3%	16.2%	14.4%	30.6%	13.8%	35.8%
	Tenerife	30.4%	29.7%	15.2%	53.4%	79.0%	25.4%	79.5%	35.4%
	La Gomera	0.0%	0.0%	0.2%	4.4%	2.8%	4.1%	0.6%	1.9%
	La Palma	2.8%	12.1%	3.3%	15.1%	3.5%	31.9%	0.3%	9.3%
	El Hierro	0.3%	0.0%	0.0%	2.4%	0.0%	2.1%	0.0%	0.9%
	CANARY ISLANDS	100%	100%	100%	100%	100%	100%	100%	100%

### Distribution by island of stay

		ISLAND OF STAY							CANARY ISLANDS
		Lanzarote	Fuerteventura	Gran Canaria	Tenerife	La Gomera	La Palma	El Hierro	
ISLAND OF RESIDENCE	Lanzarote	24.6%	21.4%	33.0%	19.0%	0.1%	1.6%	0.4%	100%
	Fuerteventura	17.0%	12.2%	53.9%	16.0%	0.1%	0.8%	0.1%	100%
	Gran Canaria	9.5%	10.2%	59.5%	15.7%	1.8%	3.0%	0.3%	100%
	Tenerife	9.0%	9.5%	14.9%	52.4%	10.0%	2.5%	1.7%	100%
	La Gomera	0.0%	0.0%	4.5%	81.1%	6.6%	7.6%	0.2%	100%
	La Palma	3.2%	14.7%	12.1%	56.3%	1.7%	12.0%	0.0%	100%
	El Hierro	3.8%	0.0%	0.2%	88.0%	0.0%	8.0%	0.0%	100%
	CANARY ISLANDS	10.5%	11.3%	34.8%	34.7%	4.5%	3.5%	0.8%	100%

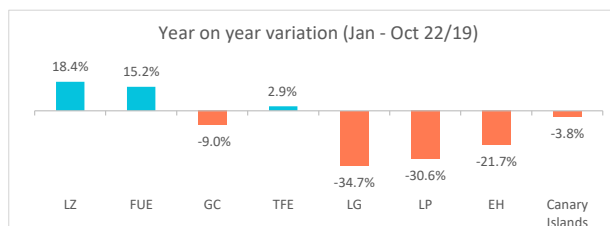
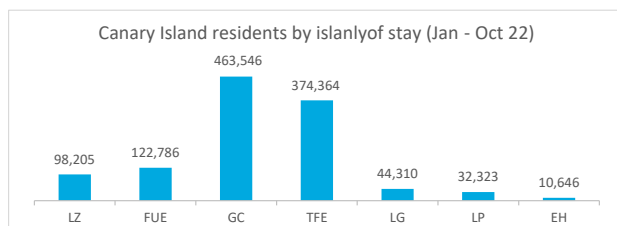
# Domestic tourism

## January - October 2022



### Canary Islands residents staying in tourist accommodation by island of stay

	Lanzarote	Fuerteventura	Gran Canaria	Tenerife	La Gomera	La Palma	El Hierro	Canary Islands
Jan-Oct 2019	82,933	106,564	509,592	363,873	67,852	46,549	13,593	1,190,956
Jan-Oct 2022	98,205	122,786	463,546	374,364	44,310	32,323	10,646	1,146,180
% tourist of the island	22.2%	15.9%	61.2%	50.2%	6.8%	35.2%	1.0%	100%
Change, 22-19	15,272	16,222	-46,046	10,491	-23,542	-14,226	-2,947	-44,776
Change, % 22-19	18.4%	15.2%	-9.0%	2.9%	-34.7%	-30.6%	-21.7%	-3.8%



### Canary Islands residents staying in tourist accommodation by island of residence and island of stay

ISLAND OF RESIDENCE	ISLAND OF STAY								CANARY ISLANDS
	Lanzarote	Fuerteventura	Gran Canaria	Tenerife	La Gomera	La Palma	El Hierro		
Lanzarote	21,793	12,898	41,119	17,740	90	649	265		94,554
Fuerteventura	9,821	19,463	41,930	9,070	27	657	674		81,642
Gran Canaria	26,777	53,948	283,549	52,698	5,335	7,966	2,064		432,337
Tenerife	32,724	22,308	74,472	188,108	35,059	9,284	3,962		365,917
La Gomera	119	97	2,274	14,404	2,998	1,121	226		21,239
La Palma	6,929	13,720	19,319	83,661	733	11,393	3,352		139,107
El Hierro	42	352	883	8,683	68	1,253	103		11,384
<b>CANARY ISLANDS</b>	<b>98,205</b>	<b>122,786</b>	<b>463,546</b>	<b>374,364</b>	<b>44,310</b>	<b>32,323</b>	<b>10,646</b>		<b>1,146,180</b>

### Year on year variation: January - October 2022/2019

ISLAND OF RESIDENCE	ISLAND OF STAY								CANARY ISLANDS
	Lanzarote	Fuerteventura	Gran Canaria	Tenerife	La Gomera	La Palma	El Hierro		
Lanzarote	-17.7%	109.4%	7.2%	291.3%	42.9%	-79.4%	248.7%		20.0%
Fuerteventura	113.9%	33.8%	-9.2%	81.1%	-50.0%	-46.1%	374.6%		13.8%
Gran Canaria	-1.0%	1.5%	-9.6%	7.3%	125.4%	21.3%	20.4%		-4.7%
Tenerife	105.1%	-7.6%	-5.1%	-17.7%	-44.7%	-36.9%	-58.1%		-15.8%
La Gomera	-21.2%	7.8%	-84.8%	10.3%	143.1%	4.6%	30.6%		-30.9%
La Palma	-19.6%	78.9%	38.6%	64.7%	16.5%	-42.0%	537.3%		36.6%
El Hierro	-56.7%	-56.7%	-78.5%	-32.6%	-36.4%	603.9%	-93.1%		-42.2%
<b>CANARY ISLANDS</b>	<b>18.4%</b>	<b>15.2%</b>	<b>-9.0%</b>	<b>2.9%</b>	<b>-34.7%</b>	<b>-30.6%</b>	<b>-21.7%</b>		<b>-3.8%</b>

### Canary Islands residents travelling to other islands (residents of each island are excluded)

	Lanzarote	Fuerteventura	Gran Canaria	Tenerife	La Gomera	La Palma	El Hierro	Canary Islands
Outbound tourism	72,761	62,179	148,788	177,809	18,241	127,714	11,281	618,773
Year on year variation (%)	39.0%	8.7%	6.3%	-13.7%	-38.2%	55.4%	-38.0%	5.7%
Inbound tourism	76,412	103,323	179,997	186,256	41,312	20,930	10,543	618,773
Year on year variation (%)	35.4%	12.3%	-8.2%	37.6%	-38.0%	-22.2%	-12.9%	5.7%
Net balance	3,651	41,144	31,209	8,447	23,071	-106,784	-738	0

### Distribution by island of residence

ISLAND OF RESIDENCE	ISLAND OF STAY								CANARY ISLANDS
	Lanzarote	Fuerteventura	Gran Canaria	Tenerife	La Gomera	La Palma	El Hierro		
Lanzarote	22.2%	10.5%	8.9%	4.7%	0.2%	2.0%	2.5%		8.2%
Fuerteventura	10.0%	15.9%	9.0%	2.4%	0.1%	2.0%	6.3%		7.1%
Gran Canaria	27.3%	43.9%	61.2%	14.1%	12.0%	24.6%	19.4%		37.7%
Tenerife	33.3%	18.2%	16.1%	50.2%	79.1%	28.7%	37.2%		31.9%
La Gomera	0.1%	0.1%	0.5%	3.8%	6.8%	3.5%	2.1%		1.9%
La Palma	7.1%	11.2%	4.2%	22.3%	1.7%	35.2%	31.5%		12.1%
El Hierro	0.0%	0.3%	0.2%	2.3%	0.2%	3.9%	1.0%		1.0%
<b>CANARY ISLANDS</b>	<b>100%</b>	<b>100%</b>	<b>100%</b>	<b>100%</b>	<b>100%</b>	<b>100%</b>	<b>100%</b>		<b>100%</b>

### Distribution by island of stay

ISLAND OF RESIDENCE	ISLAND OF STAY								CANARY ISLANDS
	Lanzarote	Fuerteventura	Gran Canaria	Tenerife	La Gomera	La Palma	El Hierro		
Lanzarote	23.0%	13.6%	43.5%	18.8%	0.1%	0.7%	0.3%		100%
Fuerteventura	12.0%	23.8%	51.4%	11.1%	0.0%	0.8%	0.8%		100%
Gran Canaria	6.2%	12.5%	65.6%	12.2%	1.2%	1.8%	0.5%		100%
Tenerife	8.9%	6.1%	20.4%	51.4%	9.6%	2.5%	1.1%		100%
La Gomera	0.6%	0.5%	10.7%	67.8%	14.1%	5.3%	1.1%		100%
La Palma	5.0%	9.9%	13.9%	60.1%	0.5%	8.2%	2.4%		100%
El Hierro	0.4%	3.1%	7.8%	76.3%	0.6%	11.0%	0.9%		100%
<b>CANARY ISLANDS</b>	<b>8.6%</b>	<b>10.7%</b>	<b>40.4%</b>	<b>32.7%</b>	<b>3.9%</b>	<b>2.8%</b>	<b>0.9%</b>		<b>100%</b>