

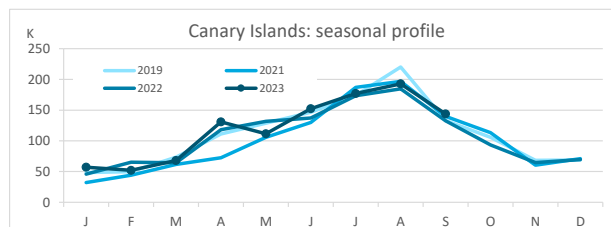
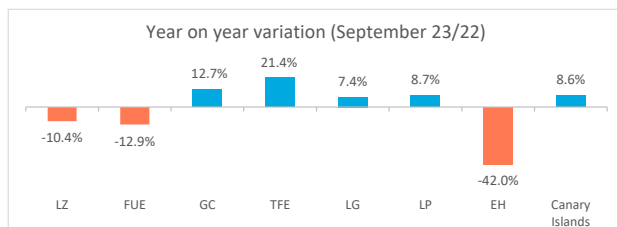
Domestic tourism

September 2023



Canary Islands residents staying in tourist accommodation by island of stay

	Lanzarote	Fuerteventura	Gran Canaria	Tenerife	La Gomera	La Palma	El Hierro	Canary Islands
September 2022	11,768	17,213	54,223	37,641	5,883	3,662	2,109	132,499
September 2023	10,539	14,990	61,128	45,679	6,316	3,981	1,224	143,857
% residents in the island	17.3%	40.9%	64.0%	67.2%	1.7%	46.8%	0.2%	100%
Change, 23-22	-1,229	-2,223	6,905	8,038	433	319	-885	11,358
Change, % 23-22	-10.4%	-12.9%	12.7%	21.4%	7.4%	8.7%	-42.0%	8.6%



Canary Islands residents staying in tourist accommodation by island of residence and island of stay

ISLAND OF RESIDENCE	ISLAND OF STAY								CANARY ISLANDS
	Lanzarote	Fuerteventura	Gran Canaria	Tenerife	La Gomera	La Palma	El Hierro		
Lanzarote	1,826	1,458	7,815	624	7	115	40		11,885
Fuerteventura	955	6,134	3,016	798	9	26	12		10,950
Gran Canaria	2,633	5,690	39,109	5,594	833	1,000	326		55,185
Tenerife	4,081	1,157	9,254	30,692	5,330	754	775		52,043
La Gomera	59	4	182	1,453	105	171	13		1,987
La Palma	652	532	1,323	5,534	30	1,862	55		9,988
El Hierro	333	15	429	984	2	53	3		1,819
CANARY ISLANDS	10,539	14,990	61,128	45,679	6,316	3,981	1,224		143,857

Year on year variation: September 2023/2022

ISLAND OF RESIDENCE	ISLAND OF STAY								CANARY ISLANDS
	Lanzarote	Fuerteventura	Gran Canaria	Tenerife	La Gomera	La Palma	El Hierro		
Lanzarote	41.0%	92.1%	254.1%	-54.3%	-58.8%	71.6%	-80.1%		101.1%
Fuerteventura	-48.8%	109.7%	-64.4%	88.7%	50.0%	-60.0%	500.0%		-20.5%
Gran Canaria	-35.7%	-23.5%	19.0%	1.2%	2.1%	2.0%	-16.2%		5.9%
Tenerife	23.8%	-70.8%	12.0%	64.2%	21.3%	-27.8%	169.1%		30.3%
La Gomera	126.9%	-	78.4%	73.0%	-81.4%	-39.4%	44.4%		8.9%
La Palma	-45.2%	-75.1%	-41.8%	-43.9%	-58.9%	58.9%	-95.5%		-44.3%
El Hierro	-	-	1240.6%	6.0%	-81.8%	1.9%	-		77.8%
CANARY ISLANDS	-10.4%	-12.9%	12.7%	21.4%	7.4%	8.7%	-42.0%		8.6%

Canary Islands residents travelling to other islands (residents of each island are excluded)

	Lanzarote	Fuerteventura	Gran Canaria	Tenerife	La Gomera	La Palma	El Hierro	Canary Islands
Outbound tourism	10,059	4,816	16,076	21,351	1,882	8,126	1,816	64,126
Year on year variation (%)	118.0%	-55.6%	-16.5%	0.5%	49.5%	-51.5%	77.5%	-14.5%
Inbound tourism	8,713	8,856	22,019	14,987	6,211	2,119	1,221	64,126
Year on year variation (%)	-16.8%	-38.0%	3.1%	-20.9%	16.8%	-14.9%	-42.1%	-14.5%
Net balance	-1,346	4,040	5,943	-6,364	4,329	-6,007	-595	0

Distribution by island of residence

ISLAND OF RESIDENCE	ISLAND OF STAY								CANARY ISLANDS
	Lanzarote	Fuerteventura	Gran Canaria	Tenerife	La Gomera	La Palma	El Hierro		
Lanzarote	17.3%	9.7%	12.8%	1.4%	0.1%	2.9%	3.3%		8.3%
Fuerteventura	9.1%	40.9%	4.9%	1.7%	0.1%	0.7%	1.0%		7.6%
Gran Canaria	25.0%	38.0%	64.0%	12.2%	13.2%	25.1%	26.6%		38.4%
Tenerife	38.7%	7.7%	15.1%	67.2%	84.4%	18.9%	63.3%		36.2%
La Gomera	0.6%	0.0%	0.3%	3.2%	1.7%	4.3%	1.1%		1.4%
La Palma	6.2%	3.5%	2.2%	12.1%	0.5%	46.8%	4.5%		6.9%
El Hierro	3.2%	0.1%	0.7%	2.2%	0.0%	1.3%	0.2%		1.3%
CANARY ISLANDS	100%	100%	100%	100%	100%	100%	100%		100%

Distribution by island of stay

ISLAND OF RESIDENCE	ISLAND OF STAY								CANARY ISLANDS
	Lanzarote	Fuerteventura	Gran Canaria	Tenerife	La Gomera	La Palma	El Hierro		
Lanzarote	15.4%	12.3%	65.8%	5.3%	0.1%	1.0%	0.3%		100%
Fuerteventura	8.7%	56.0%	27.5%	7.3%	0.1%	0.2%	0.1%		100%
Gran Canaria	4.8%	10.3%	70.9%	10.1%	1.5%	1.8%	0.6%		100%
Tenerife	7.8%	2.2%	17.8%	59.0%	10.2%	1.4%	1.5%		100%
La Gomera	3.0%	0.2%	9.2%	73.1%	5.3%	8.6%	0.7%		100%
La Palma	6.5%	5.3%	13.2%	55.4%	0.3%	18.6%	0.6%		100%
El Hierro	18.3%	0.8%	23.6%	54.1%	0.1%	2.9%	0.2%		100%
CANARY ISLANDS	7.3%	10.4%	42.5%	31.8%	4.4%	2.8%	0.9%		100%

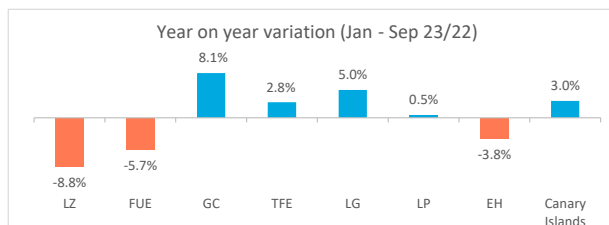
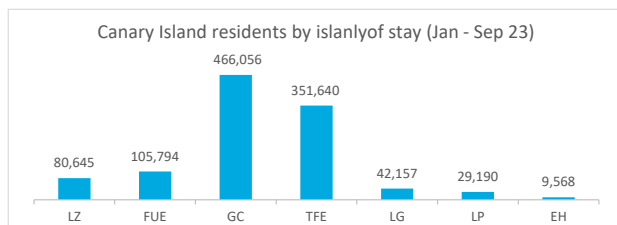
Domestic tourism

January - September 2023



Canary Islands residents staying in tourist accommodation by island of stay

	Lanzarote	Fuerteventura	Gran Canaria	Tenerife	La Gomera	La Palma	El Hierro	Canary Islands
Jan-Sep 2022	88,438	112,247	431,126	341,997	40,139	29,059	9,942	1,052,948
Jan-Sep 2023	80,645	105,794	466,056	351,640	42,157	29,190	9,568	1,085,050
% tourist of the island	19.7%	22.6%	64.2%	57.8%	2.5%	39.3%	1.7%	100%
Change, 23-22	-7,793	-6,453	34,930	9,643	2,018	131	-374	32,102
Change, % 23-22	-8.8%	-5.7%	8.1%	2.8%	5.0%	0.5%	-3.8%	3.0%



Canary Islands residents staying in tourist accommodation by island of residence and island of stay

ISLAND OF RESIDENCE	ISLAND OF STAY								CANARY ISLANDS
	Lanzarote	Fuerteventura	Gran Canaria	Tenerife	La Gomera	La Palma	El Hierro		
Lanzarote	15,889	9,186	52,363	7,562	78	924	363		86,365
Fuerteventura	9,673	23,863	29,889	3,946	58	520	122		68,071
Gran Canaria	21,522	41,597	299,056	48,157	5,376	7,144	2,305		425,157
Tenerife	26,484	9,088	60,862	203,081	35,022	7,505	4,683		346,725
La Gomera	648	39	6,919	12,795	1,045	565	611		22,622
La Palma	5,177	14,745	14,582	55,903	534	11,461	1,322		103,724
El Hierro	1,252	7,276	2,385	20,196	44	1,071	162		32,386
CANARY ISLANDS	80,645	105,794	466,056	351,640	42,157	29,190	9,568		1,085,050

Year on year variation: January - September 2023/2022

ISLAND OF RESIDENCE	ISLAND OF STAY								CANARY ISLANDS
	Lanzarote	Fuerteventura	Gran Canaria	Tenerife	La Gomera	La Palma	El Hierro		
Lanzarote	-18.9%	-16.3%	37.2%	-52.9%	-8.2%	82.2%	59.2%		0.9%
Fuerteventura	11.2%	27.9%	-22.1%	-50.8%	176.2%	-14.2%	-81.8%		-9.3%
Gran Canaria	-8.9%	-17.7%	13.4%	1.5%	13.5%	2.5%	17.2%		6.6%
Tenerife	-11.0%	-52.6%	-12.5%	18.9%	10.3%	-11.2%	37.7%		4.1%
La Gomera	444.5%	-59.8%	215.2%	-1.4%	-63.7%	-42.8%	175.2%		16.1%
La Palma	-22.2%	18.5%	-20.2%	-29.0%	-8.7%	10.7%	-60.5%		-20.5%
El Hierro	13811.1%	1967.0%	170.7%	155.2%	-35.3%	-9.5%	57.3%		208.2%
CANARY ISLANDS	-8.8%	-5.7%	8.1%	2.8%	5.0%	0.5%	-3.8%		3.0%

Canary Islands residents travelling to other islands (residents of each island are excluded)

	Lanzarote	Fuerteventura	Gran Canaria	Tenerife	La Gomera	La Palma	El Hierro	Canary Islands
Outbound tourism	70,476	44,208	126,101	143,644	21,577	92,263	32,224	530,493
Year on year variation (%)	6.8%	-21.6%	-6.8%	-11.4%	30.0%	-23.2%	209.7%	-6.4%
Inbound tourism	64,756	81,931	167,000	148,559	41,112	17,729	9,406	530,493
Year on year variation (%)	-5.9%	-12.5%	-0.3%	-13.2%	10.3%	-5.2%	-4.4%	-6.4%
Net balance	-5,720	37,723	40,899	4,915	19,535	-74,534	-22,818	0

Distribution by island of residence

ISLAND OF RESIDENCE	ISLAND OF STAY								CANARY ISLANDS
	Lanzarote	Fuerteventura	Gran Canaria	Tenerife	La Gomera	La Palma	El Hierro		
Lanzarote	19.7%	8.7%	11.2%	2.2%	0.2%	3.2%	3.8%		8.0%
Fuerteventura	12.0%	22.6%	6.4%	1.1%	0.1%	1.8%	1.3%		6.3%
Gran Canaria	26.7%	39.3%	64.2%	13.7%	12.8%	24.5%	24.1%		39.2%
Tenerife	32.8%	8.6%	13.1%	57.8%	83.1%	25.7%	48.9%		32.0%
La Gomera	0.8%	0.0%	1.5%	3.6%	2.5%	1.9%	6.4%		2.1%
La Palma	6.4%	13.9%	3.1%	15.9%	1.3%	39.3%	13.8%		9.6%
El Hierro	1.6%	6.9%	0.5%	5.7%	0.1%	3.7%	1.7%		3.0%
CANARY ISLANDS	100%	100%	100%	100%	100%	100%	100%		100%

Distribution by island of stay

ISLAND OF RESIDENCE	ISLAND OF STAY								CANARY ISLANDS
	Lanzarote	Fuerteventura	Gran Canaria	Tenerife	La Gomera	La Palma	El Hierro		
Lanzarote	18.4%	10.6%	60.6%	8.8%	0.1%	1.1%	0.4%		100%
Fuerteventura	14.2%	35.1%	43.9%	5.8%	0.1%	0.8%	0.2%		100%
Gran Canaria	5.1%	9.8%	70.3%	11.3%	1.3%	1.7%	0.5%		100%
Tenerife	7.6%	2.6%	17.6%	58.6%	10.1%	2.2%	1.4%		100%
La Gomera	2.9%	0.2%	30.6%	56.6%	4.6%	2.5%	2.7%		100%
La Palma	5.0%	14.2%	14.1%	53.9%	0.5%	11.0%	1.3%		100%
El Hierro	3.9%	22.5%	7.4%	62.4%	0.1%	3.3%	0.5%		100%
CANARY ISLANDS	7.4%	9.8%	43.0%	32.4%	3.9%	2.7%	0.9%		100%