
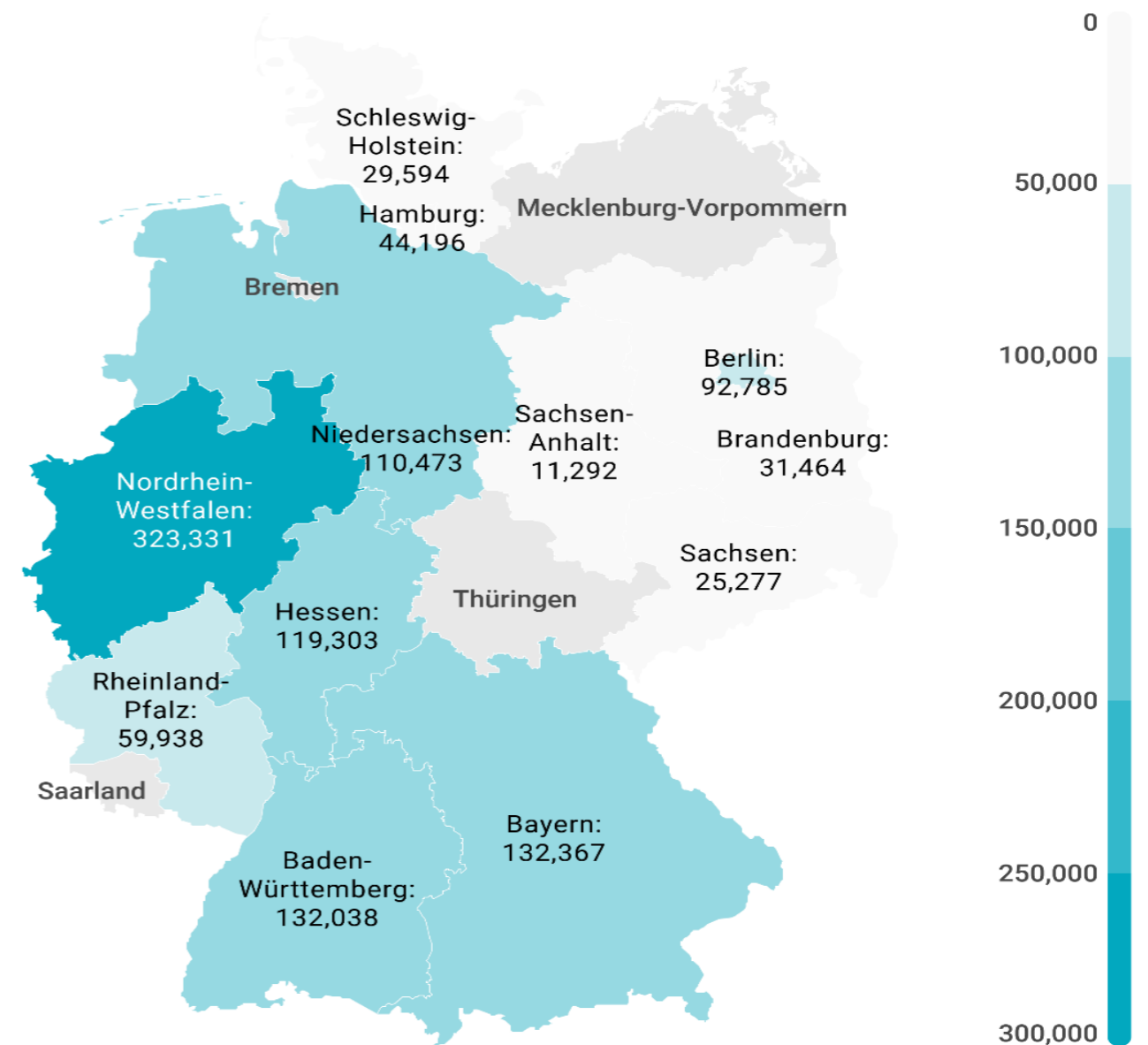
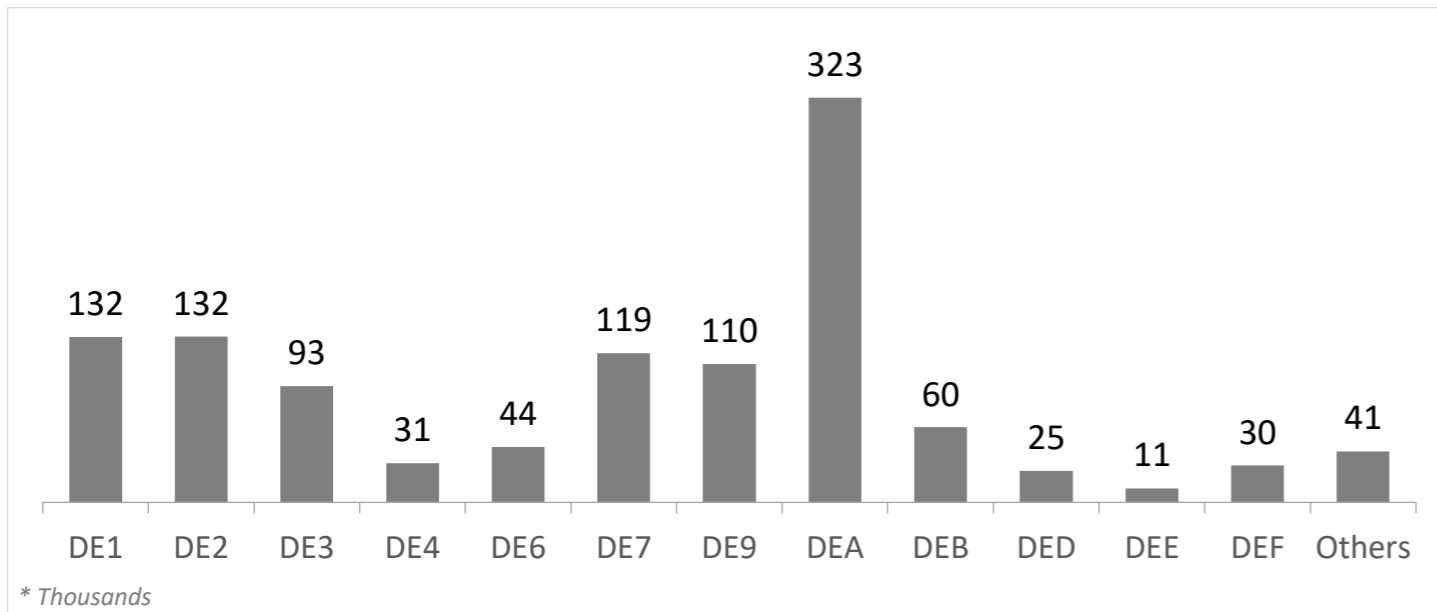


Tourist arrivals by source region Germany (2021)



CANARY ISLANDS: tourist arrivals by source region (NUTS1)




Code	Region (NUTS1)	Main cities	Weight
DE1	Baden-Württemberg	Stuttgart, Karlsruhe and Mannheim	11.5%
DE2	Bayern	München, Nürnberg and Augsburg	11.5%
DE3	Berlin	Berlin	8.0%
DE4	Brandenburg	Postdam and Cottbus	2.7%
DE6	Hamburg	Hamburg	3.8%
DE7	Hessen	Frankfurt and Wiesbaden	10.3%
DE9	Niedersachsen	Hannover	9.6%
DEA	Nordrhein-Westfalen	Düsseldorf, Köln, Dortmund and Essen	28.0%
DEB	Rheinland-Pfalz	Koblenz and Kaiserslautern	5.2%
DED	Sachsen	Dresden and Leipzig	2.2%
DEE	Sachsen-Anhalt	Magdeburg	1.0%
DEF	Schleswig-Holstein	Kiel and Lübeck	2.6%
Others	Mecklenburg-Vorpommern, Saarland, Bremen and Thüringen and Erfurt	Rostock, Saarbrücken, Bremen	3.5%

Source: ISTAC (Encuesta sobre el Gasto Turístico).

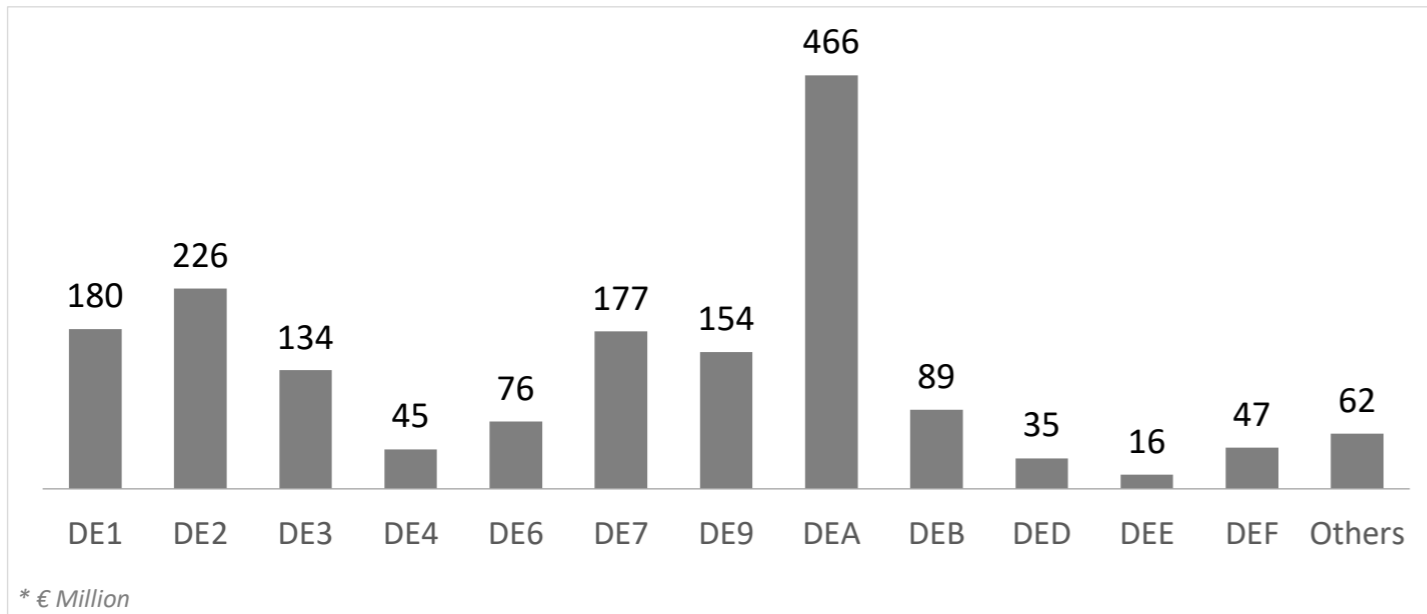
Note: Tourist arrivals for grey shaded regions could not be determined because they are included in "Others".

Tourist turnover by source region

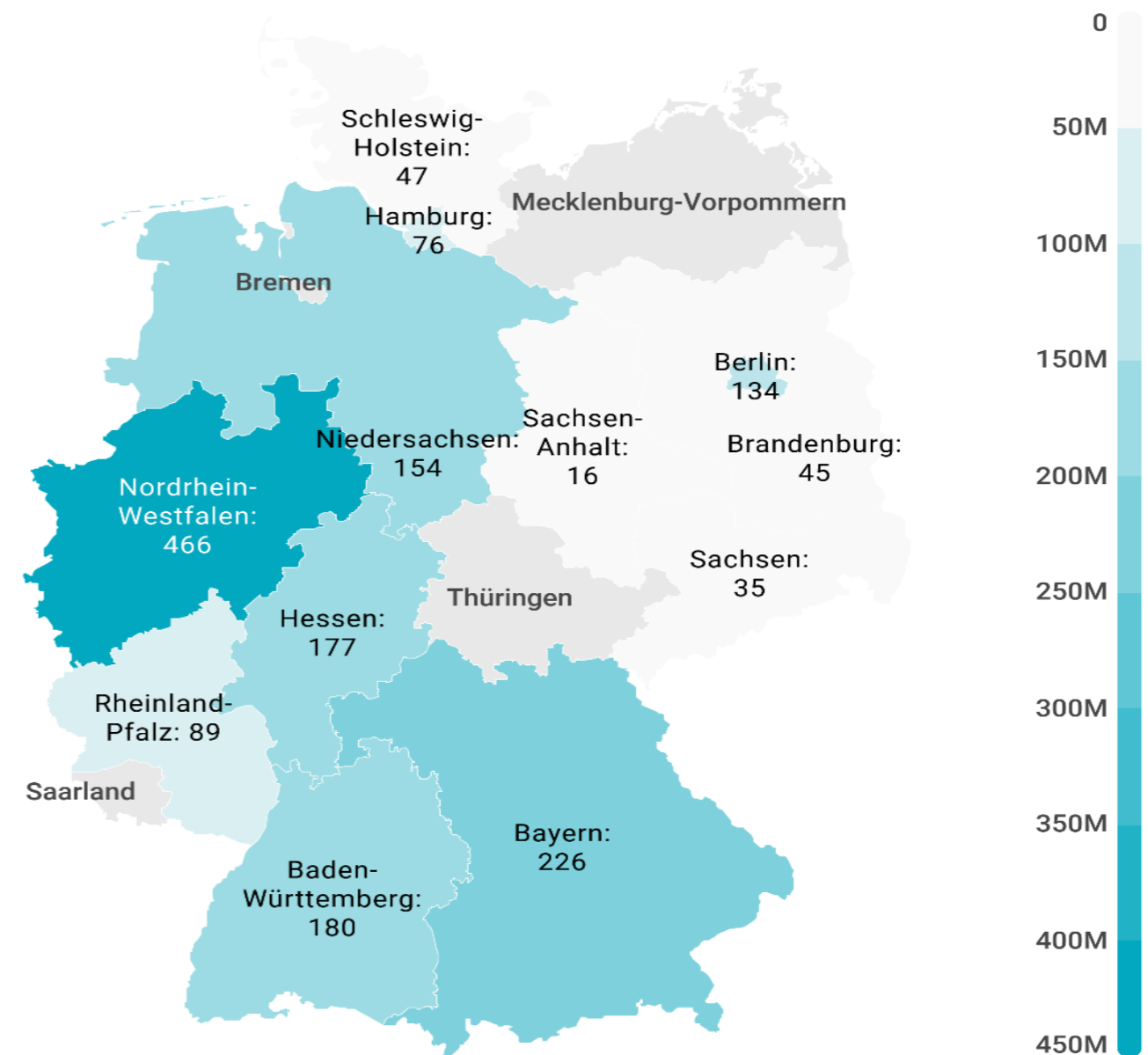
Germany (2021)



CANARY ISLANDS: turnover (€ million) by source region (NUTS1)



Code	Region (NUTS1)	Main cities
DE1	Baden-Württemberg	Stuttgart, Karlsruhe and Mannheim
DE2	Bayern	München, Nürnberg and Augsburg
DE3	Berlin	Berlin
DE4	Brandenburg	Postdam and Cottbus
DE6	Hamburg	Hamburg
DE7	Hessen	Frankfurt and Wiesbaden
DE9	Niedersachsen	Hannover
DEA	Nordrhein-Westfalen	Düsseldorf, Köln, Dortmund and Essen
DEB	Rheinland-Pfalz	Koblenz and Kaiserslautern
DED	Sachsen	Dresden and Leipzig
DEE	Sachsen-Anhalt	Magdeburg
DEF	Schleswig-Holstein	Kiel and Lübeck
Others	Mecklenburg-Vorpommern, Saarland, Bremen and Thüringen	Rostock, Saarbrücken, Bremen and Erfurt



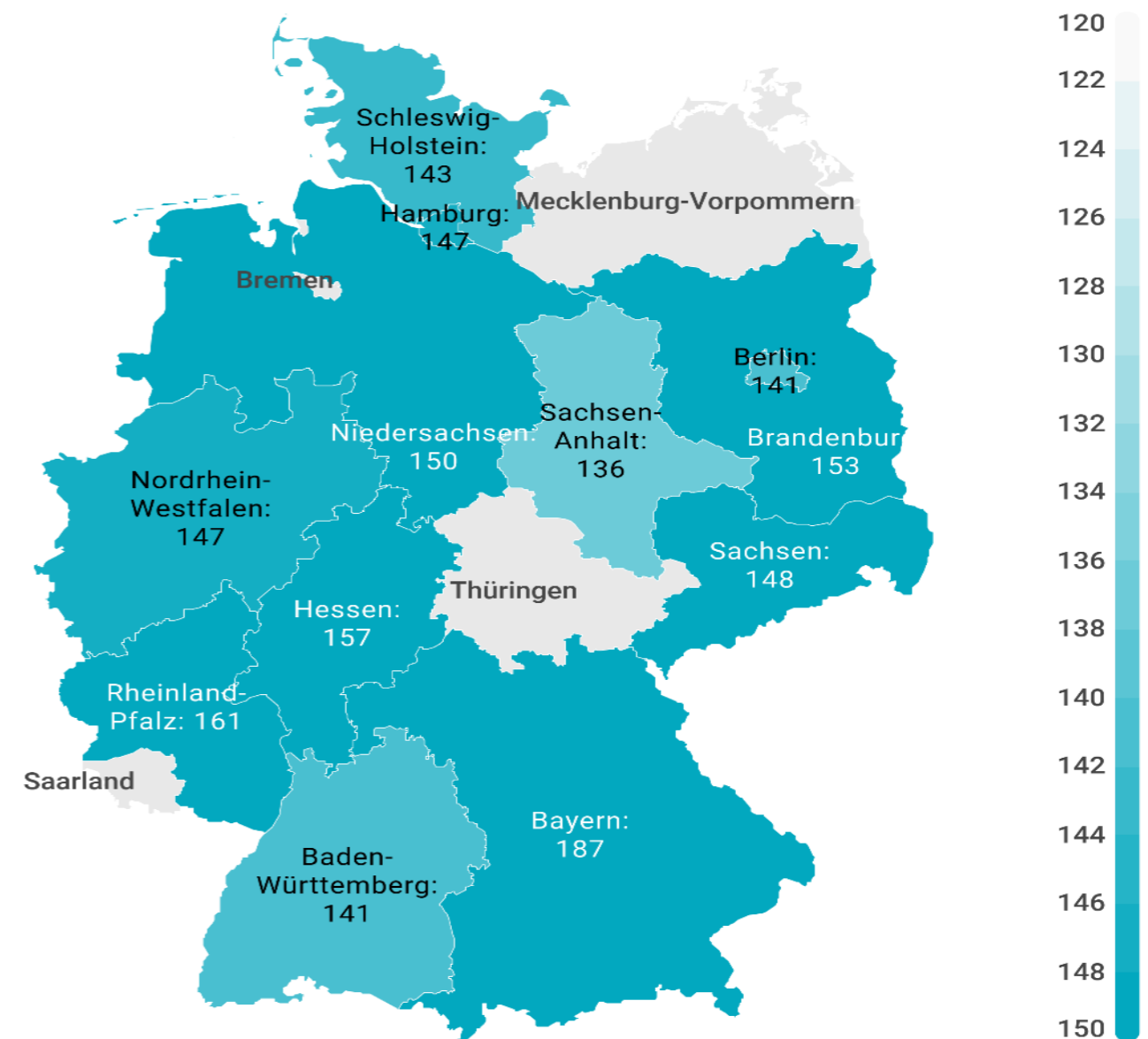
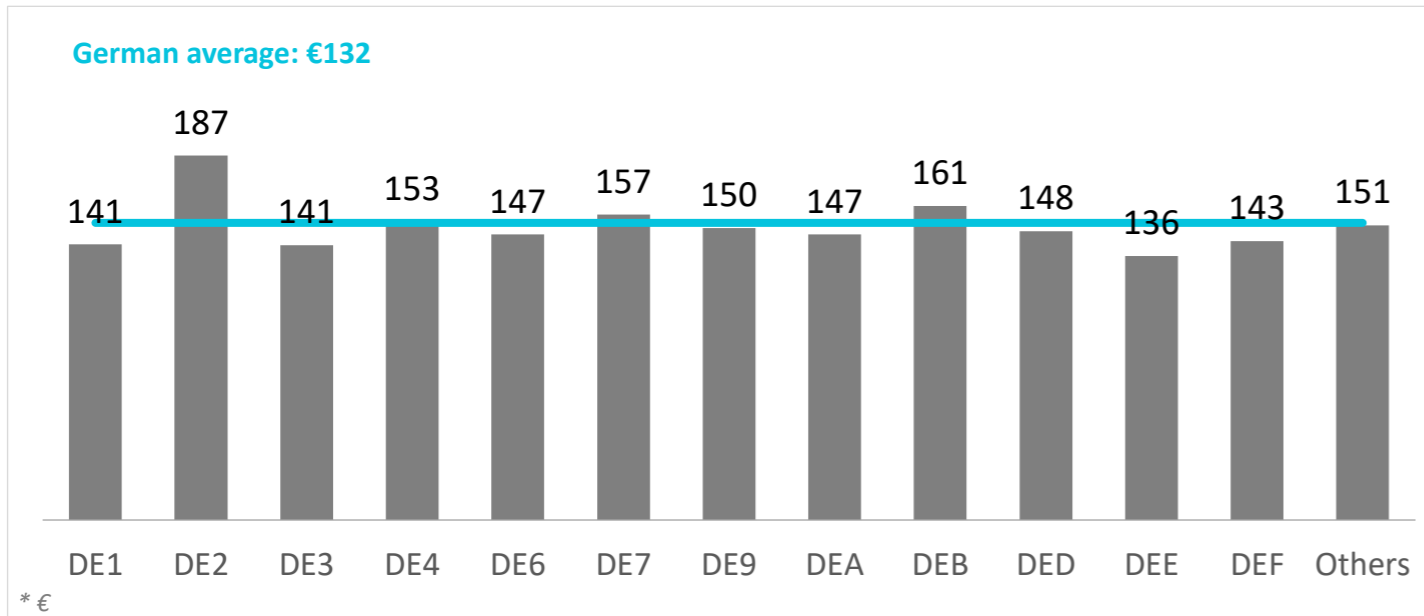
Source: ISTAC (Encuesta sobre el Gasto Turístico).

Note: Turnover for grey shaded regions could not be determined because they are included in "Others".

Average daily expenditure by source region Germany (2021)



CANARY ISLANDS: average daily expenditure by source region (NUTS1)




Code	Region (NUTS1)	Main cities
DE1	Baden-Württemberg	Stuttgart, Karlsruhe and Mannheim
DE2	Bayern	München, Nürnberg and Augsburg
DE3	Berlin	Berlin
DE4	Brandenburg	Postdam and Cottbus
DE6	Hamburg	Hamburg
DE7	Hessen	Frankfurt and Wiesbaden
DE9	Niedersachsen	Hannover
DEA	Nordrhein-Westfalen	Düsseldorf, Köln, Dortmund and Essen
DEB	Rheinland-Pfalz	Koblenz and Kaiserslautern
DED	Sachsen	Dresden and Leipzig
DEE	Sachsen-Anhalt	Magdeburg
DEF	Schleswig-Holstein	Kiel and Lübeck
Others	Mecklenburg-Vorpommern, Saarland, Bremen and Thüringen	Rostock, Saarbrücken, Bremen and Erfurt

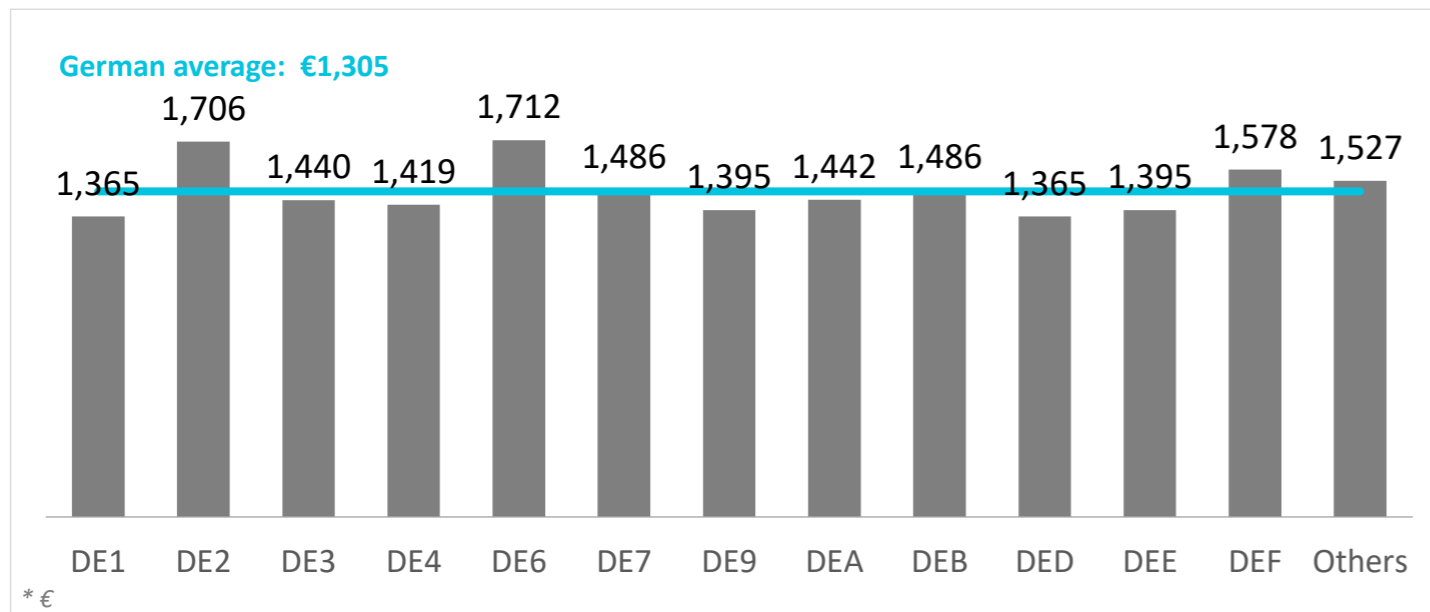
Source: ISTAC (Encuesta sobre el Gasto Turístico).

Note: Average daily expenditure for grey shaded regions could not be determined because they are included in "Others".

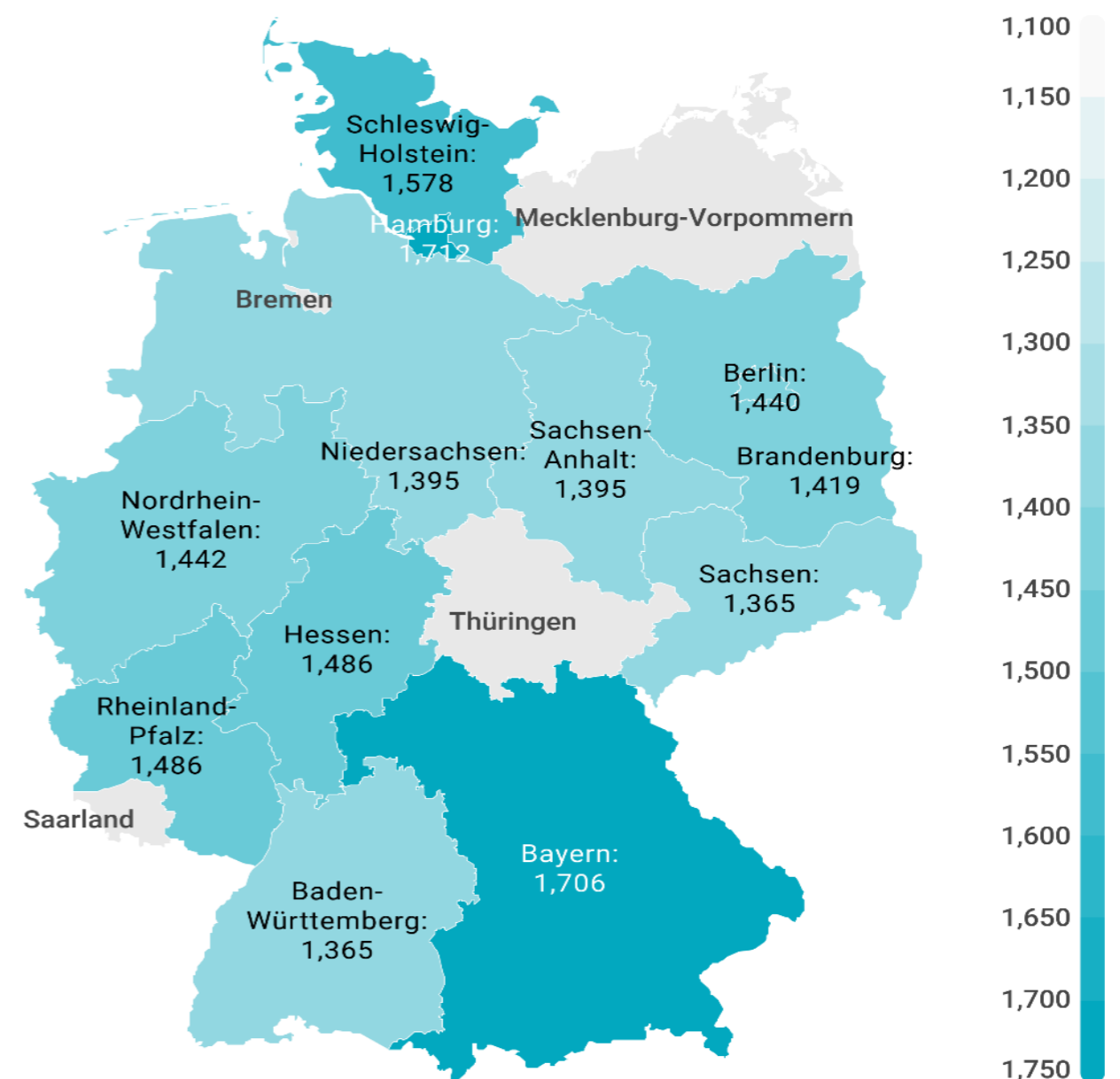
Expenditure per tourist and trip by source region Germany (2021)



CANARY ISLANDS: expenditure per tourist and trip by source region (NUTS1)




Code	Region (NUTS1)	Main cities
DE1	Baden-Württemberg	Stuttgart, Karlsruhe and Mannheim
DE2	Bayern	München, Nürnberg and Augsburg
DE3	Berlin	Berlin
DE4	Brandenburg	Postdam and Cottbus
DE6	Hamburg	Hamburg
DE7	Hessen	Frankfurt and Wiesbaden
DE9	Niedersachsen	Hannover
DEA	Nordrhein-Westfalen	Düsseldorf, Köln, Dortmund and Essen
DEB	Rheinland-Pfalz	Koblenz and Kaiserslautern
DED	Sachsen	Dresden and Leipzig
DEE	Sachsen-Anhalt	Magdeburg
DEF	Schleswig-Holstein	Kiel and Lübeck
Others	Mecklenburg-Vorpommern, Saarland, Bremen and Thüringen	Rostock, Saarbrücken, Bremen and Erfurt



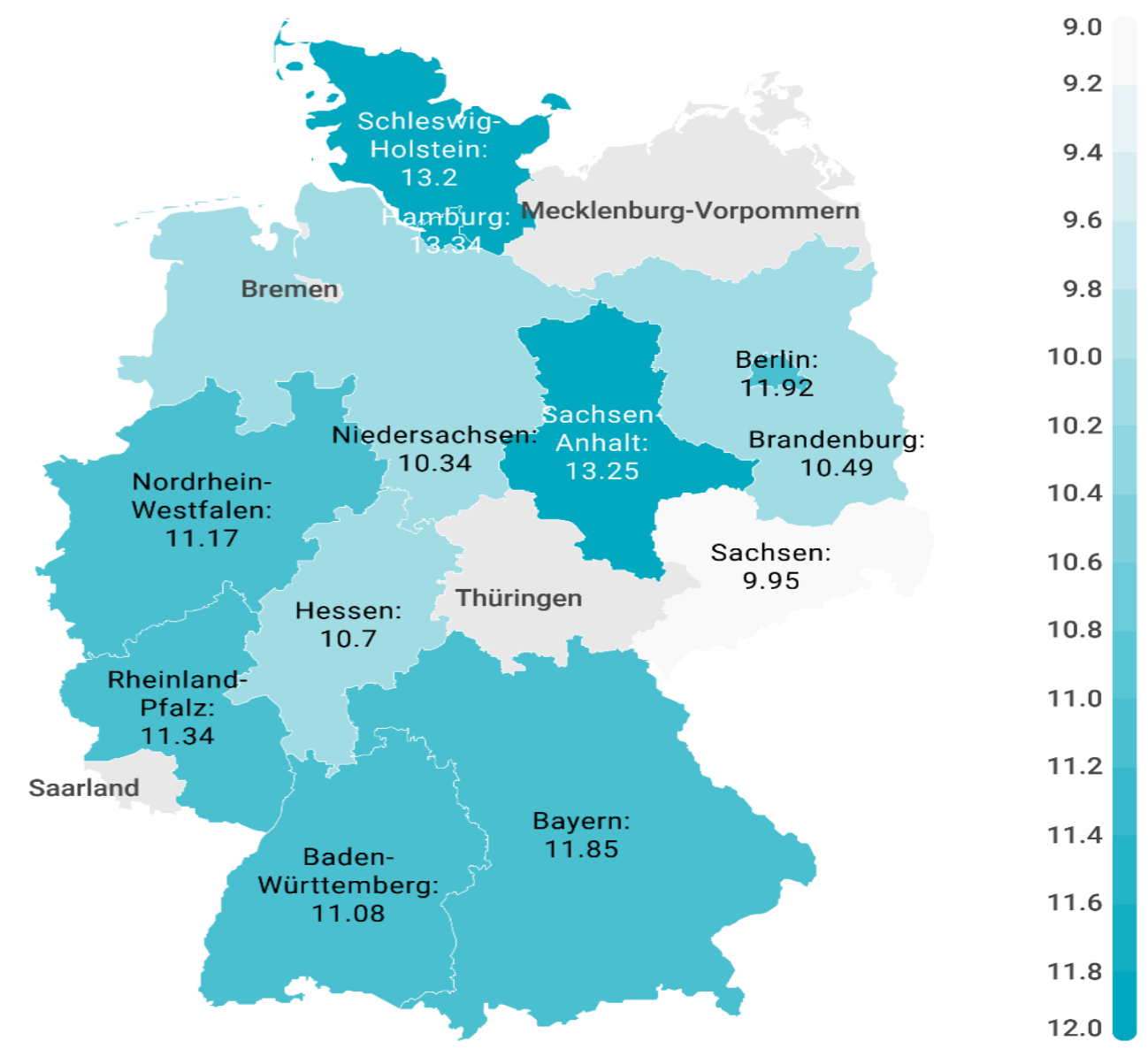
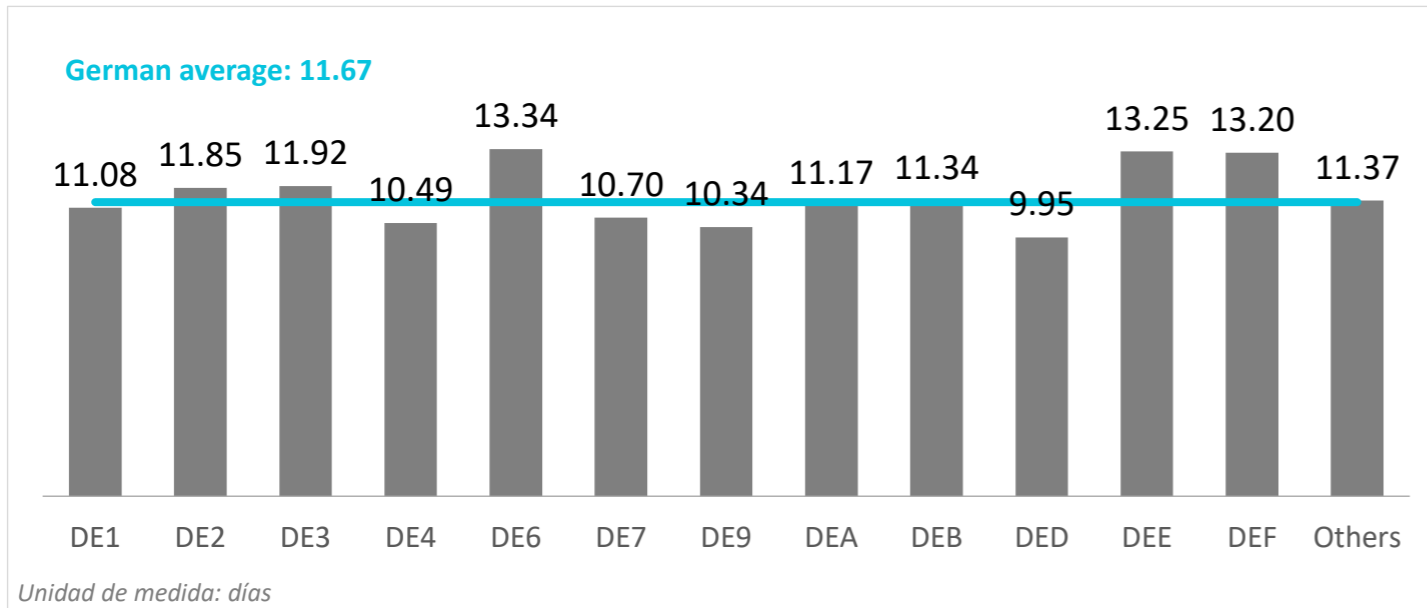
Source: ISTAC (Encuesta sobre el Gasto Turístico).

Note: Expenditure for grey shaded regions could not be determined because they are included in "Others".

Average length of stay by source region Germany (2021)



CANARY ISLANDS: average length of stay by source region (NUTS1)



Code	Region (NUTS1)	Main cities
DE1	Baden-Württemberg	Stuttgart, Karlsruhe and Mannheim
DE2	Bayern	München, Nürnberg and Augsburg
DE3	Berlin	Berlin
DE4	Brandenburg	Postdam and Cottbus
DE6	Hamburg	Hamburg
DE7	Hessen	Frankfurt and Wiesbaden
DE9	Niedersachsen	Hannover
DEA	Nordrhein-Westfalen	Düsseldorf, Köln, Dortmund and Essen
DEB	Rheinland-Pfalz	Koblenz and Kaiserslautern
DED	Sachsen	Dresden and Leipzig
DEE	Sachsen-Anhalt	Magdeburg
DEF	Schleswig-Holstein	Kiel and Lübeck
Others	Mecklenburg-Vorpommern, Saarland, Bremen and Thüringen	Rostock, Saarbrücken, Bremen and Erfurt

Source: ISTAC (Encuesta sobre el Gasto Turístico).

Note: Average length of stay for grey shaded regions could not be determined because they are included in "Others".