
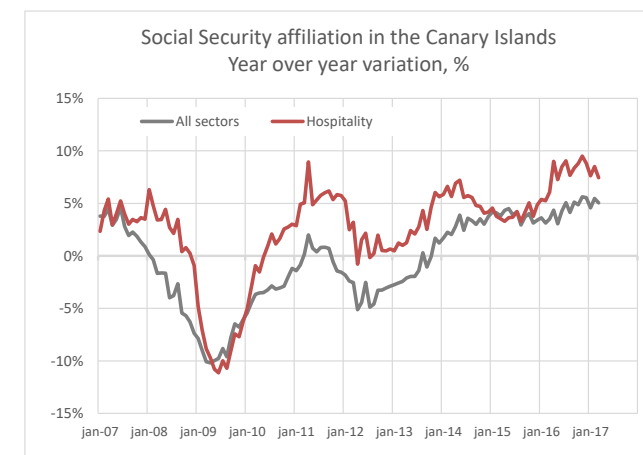
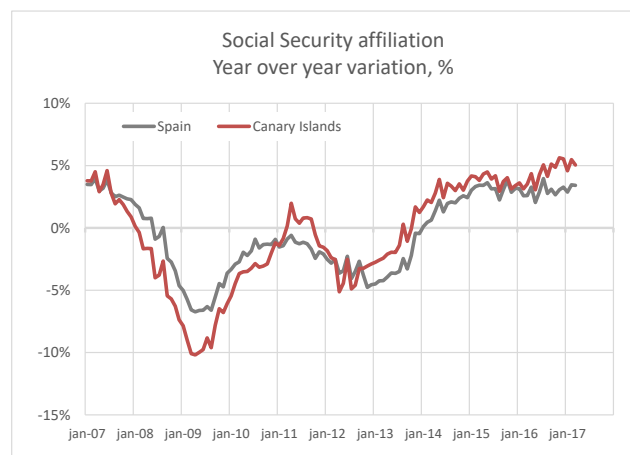


# Employment data: Social Security affiliation and unemployment Canary Islands (April 2017)



## Social Security affiliation

	Spain: All sectors	Canary Islands: All sectors	Canary Islands: hospitality and travel agencies
Mar-16	17,263,972	712,367	134,115
Apr-16	17,536,670	717,519	133,995
Mar-17	17,852,834	748,280	144,098
Apr-17	18,184,000	757,785	144,547
Month over month variation	331,166	9,505	449
Month over month variation (%)	1.9%	1.3%	0.3%
Year over year variation	647,330	40,266	10,552
Year over year variation (%)	3.7%	5.6%	7.9%



## Unemployment

	Spain: All sectors	Canary Islands: All sectors	Canary Islands: hospitality and travel agencies
Mar-16	4,094,770	242,888	38,262
Apr-16	4,011,171	242,063	39,030
Mar-17	3,702,317	230,779	37,893
Apr-17	3,573,036	225,702	37,422
Month over month variation	-129,281	-5,077	-471
Month over month variation (%)	-3.5%	-2.2%	-1.2%
Year over year variation	-438,135	-16,361	-1,608
Year over year variation (%)	-10.9%	-6.8%	-4.1%

