
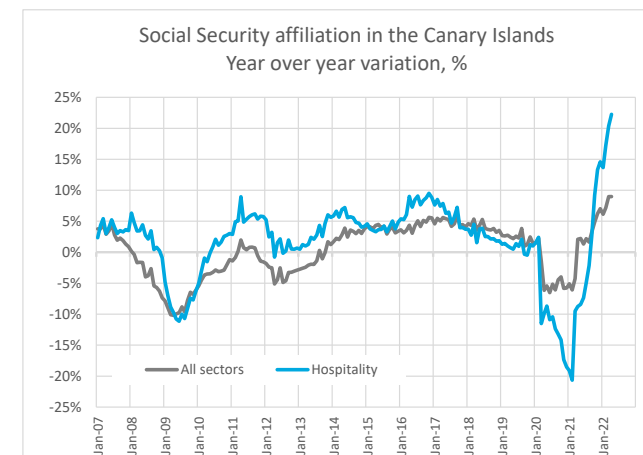
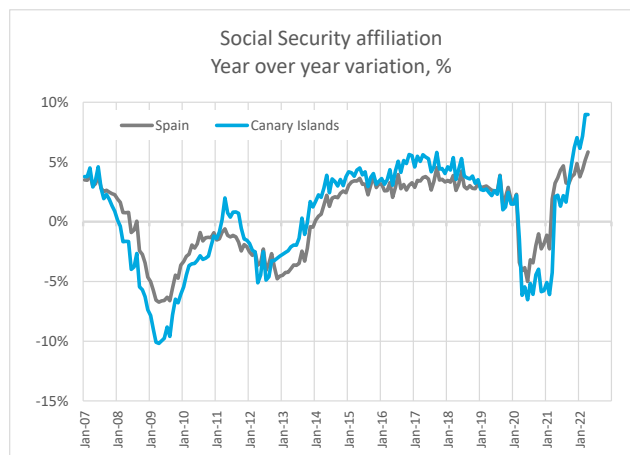


Employment data: Social Security affiliation and unemployment Canary Islands (April 2022)



Social Security affiliation

	Spain: All sectors	Canary Islands: All sectors	Canary Islands: hospitality and travel agencies
Mar-19	19,096,989	810,047	152,095
Apr-19	19,182,644	803,739	147,834
Mar-22	19,764,004	832,764	146,637
Apr-22	20,098,119	839,049	148,569
Month over month variation	334,115	6,285	1,932
Month over month variation (%)	1.7%	0.8%	1.3%
Year over year variation	915,475	35,310	735
Year over year variation (%)	4.8%	4.4%	0.5%



Unemployment

	Spain: All sectors	Canary Islands: All sectors	Canary Islands: hospitality and travel agencies
Mar-19	3,255,084	209,235	37,220
Apr-19	3,163,566	207,618	37,106
Mar-22	3,108,763	201,753	31,175
Apr-22	3,022,503	198,981	30,329
Month over month variation	-86,260	-2,772	-846
Month over month variation (%)	-2.8%	-1.4%	-2.7%
Year over year variation	-141,063	-8,637	-6,777
Year over year variation (%)	-4.5%	-4.2%	-18.3%

