
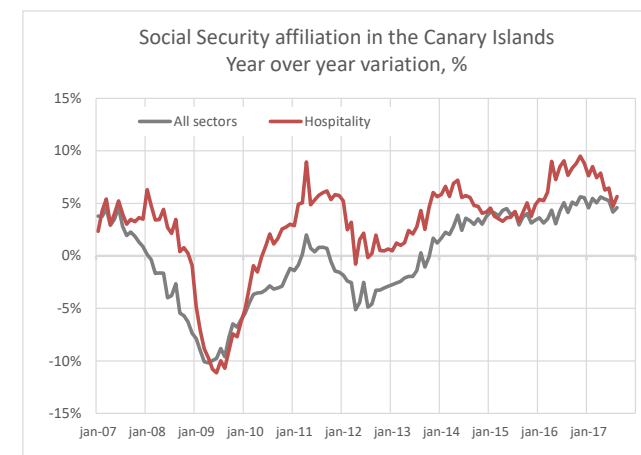
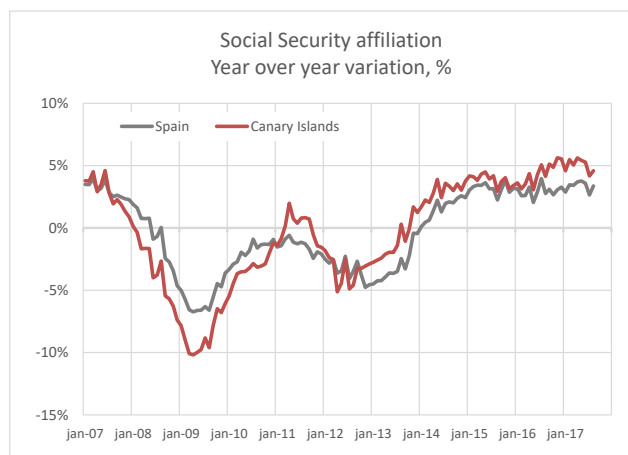


Employment data: Social Security affiliation and unemployment Canary Islands (August 2017)



Social Security affiliation

	Spain: All sectors	Canary Islands: All sectors	Canary Islands: hospitality and travel agencies
Jul-16	17,805,681	723,480	137,730
Aug-16	17,452,445	715,544	137,752
Jul-16	18,276,939	753,659	145,241
Aug-16	18,040,193	748,349	145,545
Month over month variation	-236,746	-5,310	304
Month over month variation (%)	-1.3%	-0.7%	0.2%
Year over year variation	587,748	32,805	7,793
Year over year variation (%)	3.4%	4.6%	5.7%



Unemployment

	Spain: All sectors	Canary Islands: All sectors	Canary Islands: hospitality and travel agencies
Jul-16	3,683,061	232,069	36,939
Aug-16	3,697,496	230,185	36,824
Jul-16	3,335,924	217,895	36,387
Aug-16	3,382,324	217,045	36,358
Month over month variation	46,400	-850	-29
Month over month variation (%)	1.4%	-0.4%	-0.1%
Year over year variation	-315,172	-13,140	-466
Year over year variation (%)	-8.5%	-5.7%	-1.3%

