


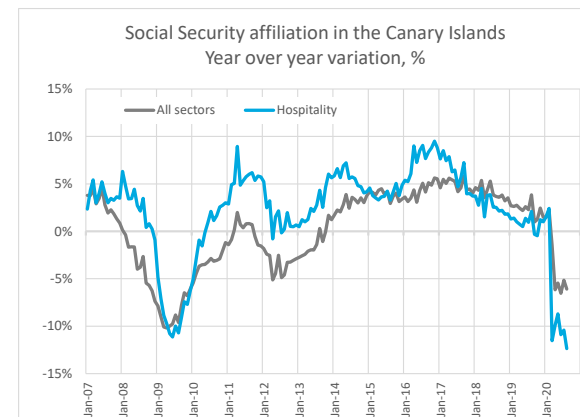
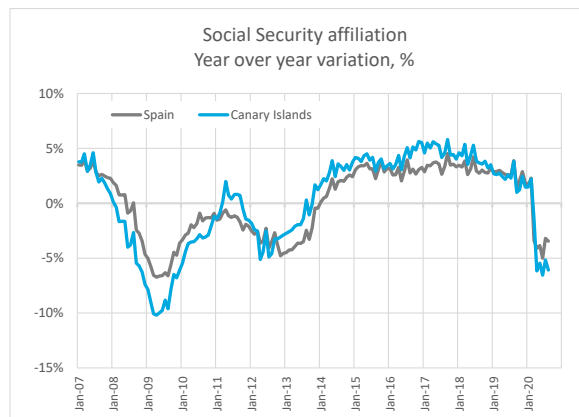
Employment data: Social Security affiliation and unemployment

Canary Islands (August 2020)



Social Security affiliation

	Spain: All sectors	Canary Islands: All sectors	Canary Islands: hospitality and travel agencies
Jul-19	19,290,343	800,376	150,346
Aug-19	19,254,763	805,596	152,364
Jul-20	18,673,847	759,074	134,685
Aug-20	18,591,306	756,575	133,533
Month over month variation	-82,541	-2,499	-1,152
Month over month variation (%)	-0.4%	-0.3%	-0.9%
Year over year variation	-663,457	-49,021	-18,831
Year over year variation (%)	-3.4%	-6.1%	-12.4%



Unemployment

	Spain: All sectors	Canary Islands: All sectors	Canary Islands: hospitality and travel agencies
Jul-19	3,011,433	204,662	35,652
Aug-19	3,065,804	205,173	35,310
Jul-20	3,773,034	257,649	49,387
Aug-20	3,802,814	257,406	48,525
Month over month variation	29,780	-243	-862
Month over month variation (%)	0.8%	-0.1%	-1.7%
Year over year variation	737,010	52,233	13,215
Year over year variation (%)	24.0%	25.5%	37.4%

